



**Other Funds & Capital Improvement**  
*FY 2026 May 1, 2025 - April 30, 2026*

**ADOPTED**

City of Bloomington, Illinois  
109 E. Olive Street, Bloomington, IL 61701  
[www.cityblm.org](http://www.cityblm.org)

Photos & Cover  
Compiled by City Staff Members, PJ Hoerr 2025

# What's Inside...



## Special Revenue Funds.....5

### Fund Summaries

Includes summary information about the departments or divisions included, summaries of revenues, expenditures, and projected changes in fund balance.

Motor Fuel Tax Fund.....	6
Board of Elections Commissioners Fund.....	10
Drug Enforcement Fund.....	14
Community Development Block Grant Fund.....	20
IHDA Fund.....	31
Library Fund.....	35
Park Dedication Fund.....	45
Empire St Corridor TIF Fund.....	49
Downtown Southwest Redevelopment TIF Fund.....	53
Downtown East Washington TIF Fund.....	56
Downtown TIF Fund.....	60

## Debt Service Funds.....64

### Fund Summaries

Includes summary information about the departments or divisions included, summaries of revenues, expenditures, and projected changes in fund balance.

Debt Service Funds.....	65
Bond Debt Per Capita Comparison.....	73
Bond Payment Schedule by Issue.....	74
Bond Payment Schedule by Fund.....	75
General Bond & Interest Fund.....	77
Arena Bond Redemption Fund.....	79
Multi-Project Bond Fund.....	81

## Capital Project Funds.....82

### Fund Summaries

Includes summary information about Fund, what departments or divisions included, summaries of revenues, expenditures, and projected changes in fund balance.

Capital Improvement Fund.....	83
Capital Improvement (Asphalt & Concrete) Fund.....	89

## Capital Equipment Fund.....93

Includes details of machinery, equipment & vehicles adopted for fiscal year 2026 and if the purchase will be made with cash or as part of a capital lease.

Capital Lease Fund.....	94
General Fund Capital Equipment FY 2026.....	99
Non-General Fund Capital Equipment FY 2026.....	102
General Fund Capital Equipment FY 2027.....	104
Non-General Fund Capital Equipment FY 2027.....	107
General Fund Capital Equipment FY 2028.....	109
Non-General Fund Capital Equipment FY 2028.....	111
General Fund Capital Equipment FY 2029.....	113
Non-General Fund Capital Equipment FY 2029.....	115
General Fund Capital Equipment FY 2030.....	117
Non-General Fund Capital Equipment FY 2030.....	119

## Enterprise Funds.....120

### Fund Summaries

Includes summary information about the departments or divisions included, summaries of revenues, expenditures, and projected changes in fund balance.

Water Fund.....	121
Sanitary Sewer Fund.....	151
Storm Water Management Fund.....	157
Solid Waste Fund.....	163
Abraham Lincoln Parking Facility Fund.....	170
Golf Operations Fund.....	176
Bloomington Arena Fund.....	191

## Internal Service Funds.....200

### Fund Summaries

Includes summary information about the departments or divisions included, summaries of revenues, expenditures, and projected changes in fund balance.

Casualty Insurance Fund.....	201
Employee Health Insurance Fund.....	205
Retiree Health Insurance Fund.....	212

## Fiduciary Funds.....219

### Fund Summaries

Includes summary information about the departments included, summaries of revenues, expenditures, and projected changes in fund balance.

John M. Scott Trust Fund.....	220
-------------------------------	-----

# What's Inside...



## **Capital Improvement Program.....225**

### **Fund Summaries**

Includes summary information about the capital projects for each Fund within the City, included, summaries of each project and a breakdown of projects per Fund.

FY 2026 Capital Improvement Summary.....226  
 FY 2026 Proposed Capital Projects (All Funds) ..227

## **Motor Fuel Tax Fund Capital Projects...231**

FY 2026 Capital Improvement Summary for Motor Fuel Tax Fund.....232

## **Capital Improvement Fund Capital Projects.....241**

FY 2026 Capital Improvement Summary for Capital Improvement Fund.....242

## **Capital Improvement (Asphalt & Concrete) Fund Capital Project.....278**

FY 2026 Capital Improvement Summary for Capital Improvement (Asphalt & Concrete) Fund.....279

## **Water Fund Capital Projects.....286**

FY 2026 Capital Improvement Summary for Water Fund.....287

## **Sanitary Sewer Fund Capital Projects...310**

FY 2026 Capital Improvement Summary for Sanitary Sewer Fund.....311

## **Storm Water Fund Capital Projects.....318**

FY 2026 Capital Improvement Summary for Storm Water Fund.....319

## **Golf Fund Capital Projects.....326**

FY 2026 Capital Improvement Summary for Golf Fund.....327

## **Arena Fund Capital Projects.....329**

FY 2026 Capital Improvement Summary for Arena Fund.....330

## **Capital Improvement Program-Future Years.....335**

### **Fund Summaries**

Includes summary information about the capital projects for each Fund within the City, included, summaries of each project and a breakdown of projects per Fund.

FY 2027 Capital Improvement Summary.....336

FY 2027 Proposed Capital Projects (All Funds) ...337

FY 2028 Capital Improvement Summary.....339

FY 2028 Proposed Capital Projects (All Funds).....340

FY 2029 Capital Improvement Summary.....342

FY 2029 Proposed Capital Projects (All Funds).....343

FY 2030 Capital Improvement Summary.....345

FY 2030 Proposed Capital Projects (All Funds).....346

## **Appendix.....348**

Budget Glossary.....349

# SPECIAL REVENUE FUNDS



## SPECIAL REVENUE FUNDS

**20300300 Motor Fuel Tax**

**20700700 Board of Elections**

**20900900 Drug Enforcement**

Project Code: 32000 Drug Forfeiture - State

Project Code: 32200 DUI Fees

Project Code: 32300 SBL Fees

Project Code: 33000 Money Laundering - State

Project Code: 34000 Drug Forfeiture - Federal

Project Code: 71000 Coronavirus Emergency Supplemental Funding Program

**22402410 Community Development Administration**

**22402430 Community Development Rehabilitation**

**2402440 Community Development Capital Improvement**

**22402450 Community Development Community Service**

**22402460 Community Development Continuum of Care**

**22402470 Community Development Lead Abatement**

**22402480 Community Development Healthy Homes**

**22502520 Illinois Housing Development Authority (IHDA)**

**23103100 Library Maintenance & Operations**

**23203200 Library Fixed Assets**

**24104100 Park Dedication**

**25105100 Empire Street Corridor TIF**

**25205200 Downtown-Southwest Corridor TIF**

**25305300 Downtown-East Washington Corridor TIF**

**25405400 Downtown TIF**

# MOTOR FUEL TAX 2030



## Purpose

Illinois Motor Fuel Tax (MFT) is levied at fueling stations. Each time someone purchases fuel in Illinois, a portion of the sales tax goes to the State of Illinois for distribution into the Motor Fuel Tax program. Illinois has imposed a motor fuel use tax since October 1, 1977. The tax is disbursed by the Illinois Department of Transportation.

MFT funds tend to be allocated to large projects, such as bridges and intersections, for two main reasons:

1. The money carries over from year to year, so that money can be banked and saved to fund major construction.
2. The State of Illinois has rigorous standards, including documentation requirements that far surpass requirements for locally funded work. From an efficiency standpoint, it makes no sense to use MFT for many small projects, due to the intense amount of documentation.

The MFT Fund also includes funding from the Rebuild Illinois Bond Grant, which is a five-year investment from the state to fund local projects.

Local Motor Fuel Tax (LMFT): The City imposes a LMFT of 8 cents per gallon under home rule authority. The LMFT does not have the administrative requirements and is typically contained within the Street Maintenance narrative. The LMFT is authorized by City Municipal Code, Chapter 39, Article XVIII.

## Authorization

Statutory regulations for the Motor Fuel Tax Fund may be reviewed in the Illinois Compiled Statutes 35 ILCS 505/13a.

## What are the Illinois Motor Fuel Tax Rates?

From July 1, 2024, through June 30, 2025, the Motor Fuel Use Tax rates for the fuels listed below are as follows:

	Part A		Part B		Motor Fuel Use Tax Rate
Diesel	54.5¢	+	21.2¢	=	75.7¢ per gallon
Gasoline	47.0¢	+	19.6¢	=	66.6¢ per gallon
LPG	54.5¢	+	18.0¢	=	72.5¢ per Diesel Gallon Equivalent
LNG	54.5¢	+	17.1¢	=	71.6¢ per Diesel Gallon Equivalent
CNG	47.0¢	+	12.6	=	59.6¢ per Gasoline Gallon Equivalent

## How Can MFT Funds Be Used?

In general, Motor Fuel Tax (MFT) Funds can be used for the following items, assuming that IDOT requirements are met:

- Construction and maintenance of any municipal street designated as a part of the federal aid primary, or the federal aid urban system of streets within the municipality
- The construction and maintenance of municipal streets and alleys as is designated by the corporate authorities and approved by IDOT
- The construction, maintenance or repair of sidewalks in the municipality
- The payment of engineering costs in connection with all work described in this Division of this code. The municipality may contract for such services with a professional engineer.

### **FY 2026 Budget & Program Highlights**

- Improve and widen of Fox Creek Road, from Danbury Drive to Beich Road, and the bridge over the Union Pacific Railroad by combining approximately \$18 million in MFT funds with approximately \$4.7 million in Grade Crossing Protection Funds.
- Partner with the McLean County Regional Planning Commission and the State of Illinois for the funding of the extension of Phase 2 of Hamilton Road, from Bunn Street to Morrissey Drive, using Surface Transportation - Urban funding and MFT. City portion budgeted at \$14.3 million
- Pay for a portion of electricity for street lighting.
- Commit MFT Funds for City portion of continued Route 9 Improvements.

### **What We Accomplished in FY 2025**

- Split the Hamilton: Bunn to Morrissey Drive project into 2 phases – State awarded Phase 1
- Continued to make progress on the project to improve and widen Fox Creek Road, from Danbury Drive to Beich Road.
- Continued to make progress on the project to extend Hamilton Road, from Bunn Street to Morrissey Drive.
- Council committed MFT Funds for City portion of Illinois Route 9 Corridor Improvements.

### **Budgetary Fund Balance**

<b>Motor Fuel Tax Fund</b>	<b>FY 2024 (audited)</b>	<b>FY 2025 (Projected)</b>	<b>FY 2026 (Projected)</b>
<b>Budgetary Fund Balance</b>	\$28,495,172	\$23,708,621	\$425,146

# CITY OF BLOOMINGTON, IL

## NEXT YEAR / CURRENT YEAR BUDGET ANALYSIS

PROJECTION: 20265 FY 2026 BUDGET MASTER LEVEL 5

ACCOUNTS FOR:

Motor Fuel Tax	2024 ACTUAL	2025 ORIG BUD	2025 REVISED BUD	2025 ACTUAL	2025 PROJECTION	2026 ADOPTED	PCT CHANGE
20300300 40000 Use Fund B	.00	-27,812,451.00	-27,812,451.00	.00	-4,786,551.41	-23,283,475.00	-16.3%
20300300 53030 MFT	-3,455,612.78	-3,000,000.00	-3,000,000.00	-2,703,380.01	-3,500,000.00	-3,600,000.00	20.0%
20300300 53030 40700 MFT	.00	.00	.00	.00	.00	.00	.0%
20300300 53310 St of IL	-63,591.86	-94,700.00	-94,700.00	-32,048.00	-32,048.00	-4,674,378.00	4836.0%
20300300 53310 40700 St of IL	.00	.00	.00	.00	.00	.00	.0%
20300300 56010 Int Income	-1,455,955.04	-100,000.00	-100,000.00	-1,179,331.48	-1,500,000.00	-700,000.00	600.0%
20300300 56010 40700 Int Income	.00	.00	.00	.00	.00	.00	.0%
20300300 57320 Pown Contr	.00	.00	.00	.00	.00	.00	.0%
20300300 57490 Othr Reimb	.00	-1,945,207.00	-1,945,207.00	-24,826.05	-24,826.05	.00	.0%
20300300 57515 Ln Proceed	.00	.00	.00	.00	.00	-2,000,000.00	.0%
20300300 57985 Cash ShOvr	.00	.00	.00	.00	.00	.00	.0%
20300300 70050 Eng Sv	.00	.00	.00	.00	.00	.00	.0%
20300300 70051 A&E Cap	472,431.00	2,969,500.00	2,969,500.00	283,723.00	435,539.00	3,231,485.00	8.8%
20300300 70051 40700 A&E Cap	.00	.00	.00	.00	623,380.46	.00	.0%
20300300 70093 Bank Fees	.00	.00	.00	.00	.00	.00	.0%
20300300 71320 Electricity	500,000.00	500,000.00	500,000.00	500,000.00	500,000.00	500,000.00	.0%
20300300 72510 Land	7,200.00	280,000.00	280,000.00	156,331.31	93,986.00	.00	.0%
20300300 72510 40700 Land	.00	.00	.00	.00	.00	.00	.0%
20300300 72530 St Const	447,415.00	24,153,957.54	24,153,957.54	59,298.00	3,765,000.00	30,526,368.00	26.4%
20300300 72530 40700 St Const	.00	5,048,900.46	5,048,900.46	.00	4,425,520.00	.00	.0%
20300300 72560 Sdwk Const	.00	.00	.00	.00	.00	.00	.0%
20300300 72560 40700 Sdwk Const	.00	.00	.00	.00	.00	.00	.0%
20300300 72900 UnfndCapAd	.00	.00	.00	.00	.00	.00	.0%
20300300 73237 Prin Loan	.00	.00	.00	.00	.00	.00	.0%
20300300 74237 Int - Loan	.00	.00	.00	.00	.00	.00	.0%
20300300 79196 ContrbtoFB	.00	.00	.00	.00	.00	.00	.0%
TOTAL Motor Fuel Tax	-3,548,113.68	.00	.00	-2,940,233.23	.00	.00	.0%
TOTAL REVENUE	-4,975,159.68	-32,952,358.00	-32,952,358.00	-3,939,585.54	-9,843,425.46	-34,257,853.00	.0%
TOTAL EXPENSE	1,427,046.00	32,952,358.00	32,952,358.00	999,352.31	9,843,425.46	34,257,853.00	.0%
GRAND TOTAL	-3,548,113.68	.00	.00	-2,940,233.23	.00	.00	.0%

# CITY OF BLOOMINGTON, IL

## PROJECTION 20265 / BUDGET ENTRY FUTURE YRS REPORT

ORG	OBJECT PROJ	DESC	2027	2028	2029	2030
20300300	Motor Fuel Tax					
20300300	40000	Use Fund B	.00	.00	-561,500.00	-200,000.00
20300300	53030	MFT	-3,700,000.00	-3,800,000.00	-3,900,000.00	-4,000,000.00
20300300	53310	St of IL	.00	.00	.00	.00
20300300	56010	Int Income	-100,000.00	-100,000.00	-100,000.00	-100,000.00
20300300	57515	Ln Proceed	.00	.00	.00	.00
20300300	70051	A&E Cap	.00	50,000.00	596,500.00	300,000.00
20300300	71320	Electricity	500,000.00	1,000,000.00	1,000,000.00	1,000,000.00
20300300	72530	St Const	1,000,000.00	.00	2,965,000.00	3,000,000.00
20300300	73237	Prin Loan	2,000,000.00	.00	.00	.00
20300300	74237	Int - Loan	100,000.00	.00	.00	.00
20300300	79196	ContrbtoFB	200,000.00	2,850,000.00	.00	.00
TOTAL Motor Fuel Tax			.00	.00	.00	.00
TOTAL REVENUE			-3,800,000.00	-3,900,000.00	-4,561,500.00	-4,300,000.00
TOTAL EXPENSE			3,800,000.00	3,900,000.00	4,561,500.00	4,300,000.00
GRAND TOTAL			.00	.00	.00	.00

# BOARD OF ELECTION COMMISSIONERS 2070



## Purpose

In accordance with Illinois law, a Board of Election Commissioners was created to oversee local elections, to ensure propriety.

## Authorization

Article II.--Election Commissioners and their Duties

- Section I. In every city, village and incorporated town so adopting this act there shall be created a board of election commissioners, which shall be composed of three members, each of whom shall be designated as an election commissioner and shall be appointed by the county court in the county in which such city, village or incorporated town shall be located. And such appointment shall be entered of record in such court, and, when qualified, such commissioner shall be an officer of such court. The first appointment of such commissioners shall be within sixty days after the adoption of this act, and those first appointed shall hold their office for the period of one, two and three years respectively, and the judge appointing them shall designate the term for which each one shall hold his office, whether for one, two or three years. If the office of either commissioner shall become vacant, it shall thereupon be the duty of such county court to appoint a successor for such unexpired term; after the expiration of the term for which each commissioner is appointed, such court shall, in the same way, nominate and appoint a successor, who shall hold his office for the period of three years, and until his successor is appointed.
- Information gathered indicates that this portion of the election law was enacted due to rapid growth of cities at the time and use of political influence.
- Per a past intergovernmental agreement, the City maintains the financial system (receivables and payables) for the Board of Election Commissioners.
- Cost per election vary depending on the type of election and can financially and operationally impacted by changes to the Election Code of Illinois by the General Assembly.

## Timeframe for Elections

- General Elections are held to elect County, State and Federal officials. These elections typically see a higher voter turnout and a higher cost.
- General Primary elections are held the third Tuesday of March in even numbered years.
- General Elections are held on the first Tuesday after the first Monday in November in even numbered years.
- Consolidated Elections are held to elect School, City, and Township officials. Consolidated elections generally have a lower voter turnout than general election and often it is not necessary to have a Primary Election for the Consolidated Election
- Consolidated Primary elections are held on the last Tuesday in February in odd numbered years.

- Consolidated Elections are held on the first Tuesday in April of odd numbered years, unless that date falls during Passover, in which case the elections are held on the first Tuesday following the last day of Passover.

## Funding Source

City of Bloomington along with State and Federal Election Grants

## Budgetary Fund Balance

Board of Elections	FY 2024 (audited)	FY 2025 (Projected)	FY 2026 (Projected)
<b>Budgetary Fund Balance</b>	\$1,055,416	\$860,563	\$841,233

## Fun Facts

The website for the City of Bloomington Board of Election Commissioners is <https://bloomingtonelectionsil.gov>.

# CITY OF BLOOMINGTON, IL

## NEXT YEAR / CURRENT YEAR BUDGET ANALYSIS

PROJECTION: 20265 FY 2026 BUDGET MASTER LEVEL 5

ACCOUNTS FOR:

Board of Elections	2024 ACTUAL	2025 ORIG BUD	2025 REVISED BUD	2025 ACTUAL	2025 PROJECTION	2026 ADOPTED	PCT CHANGE
20700700 40000 Use Fund B	.00	-194,853.00	-194,853.00	.00	-194,853.00	-19,330.00	-90.1%
20700700 53120 St Grants	-107,631.49	.00	.00	.00	.00	.00	.0%
20700700 53310 St of IL	-15,680.00	-65,000.00	-65,000.00	-5,515.00	-65,000.00	-65,000.00	.0%
20700700 53320 MCLn Cnty	-547,037.00	-623,074.00	-623,074.00	-623,075.00	-623,074.00	-672,919.00	8.0%
20700700 56010 Int Income	-42,649.99	-1,400.00	-1,400.00	-35,422.62	-1,400.00	-1,400.00	.0%
20700700 61100 Salary FT	67,041.87	85,000.00	85,000.00	63,679.95	85,000.00	95,000.00	11.8%
20700700 61130 Salary SN	.00	155,000.00	155,000.00	47,000.00	155,000.00	60,000.00	-61.3%
20700700 61150 Salary OT	1,947.12	3,600.00	3,600.00	1,941.94	3,600.00	3,600.00	.0%
20700700 61190 Othr Salry	1,974.00	.00	.00	.00	.00	.00	.0%
20700700 62100 Dental Enh	239.45	751.00	751.00	.00	751.00	766.00	2.0%
20700700 62109 ENH HMO	.00	27,843.00	27,843.00	.00	27,843.00	28,400.00	2.0%
20700700 62110 Group Life	.00	139.00	139.00	.00	139.00	141.00	1.4%
20700700 62111 Enh Vision	110.18	113.00	113.00	58.62	113.00	115.00	1.8%
20700700 62113 BCBS 60/12	6,659.19	.00	.00	5,060.76	.00	.00	.0%
20700700 62114 BCBS HSA	3,668.85	.00	.00	4,377.22	.00	.00	.0%
20700700 62116 HSA City	.00	.00	.00	700.00	.00	.00	.0%
20700700 62117 DentalPPO	72.61	.00	.00	276.09	.00	.00	.0%
20700700 62120 IMRF	4,918.06	9,395.00	9,395.00	4,843.17	9,395.00	9,583.00	2.0%
20700700 62130 FICA	4,159.98	4,374.00	4,374.00	3,852.67	4,374.00	4,461.00	2.0%
20700700 62140 Medicare	972.85	1,042.00	1,042.00	901.06	1,042.00	1,063.00	2.0%
20700700 70420 Rentals	59,620.00	64,000.00	64,000.00	48,375.00	64,000.00	64,000.00	.0%
20700700 70610 Advertise	85.03	17,000.00	17,000.00	.00	17,000.00	19,000.00	11.8%
20700700 70611 PrintBind	.00	40,000.00	40,000.00	.00	40,000.00	15,000.00	-62.5%
20700700 70630 Travel	886.82	6,000.00	6,000.00	.00	6,000.00	6,000.00	.0%
20700700 70631 Dues	50.00	2,500.00	2,500.00	.00	2,500.00	2,500.00	.0%
20700700 70690 Purch Serv	238,371.02	167,265.00	167,265.00	304,519.70	167,265.00	175,628.00	5.0%
20700700 70790 Other Ins	3,201.56	4,305.00	4,305.00	2,912.97	4,305.00	4,392.00	2.0%
20700700 71010 Off Supp	3,880.82	28,000.00	28,000.00	.00	28,000.00	30,000.00	7.1%
20700700 71017 Postage	20,876.30	50,000.00	50,000.00	.00	50,000.00	30,000.00	-40.0%
20700700 71190 Other Supp	41,407.95	150,000.00	150,000.00	.00	150,000.00	150,000.00	.0%
20700700 71340 Telecom	.00	18,000.00	18,000.00	.00	18,000.00	9,000.00	-50.0%
20700700 72120 CO Comp Eq	.00	50,000.00	50,000.00	.00	50,000.00	50,000.00	.0%
TOTAL Board of Elections	-252,854.82	.00	.00	-175,513.47	.00	.00	.0%
TOTAL REVENUE	-712,998.48	-884,327.00	-884,327.00	-664,012.62	-884,327.00	-758,649.00	.0%
TOTAL EXPENSE	460,143.66	884,327.00	884,327.00	488,499.15	884,327.00	758,649.00	.0%
GRAND TOTAL	-252,854.82	.00	.00	-175,513.47	.00	.00	.0%

# CITY OF BLOOMINGTON, IL

## PROJECTION 20265 / BUDGET ENTRY FUTURE YRS REPORT

ORG	OBJECT PROJ	DESC	2027	2028	2029	2030
20700700	Board of Election					
20700700	40000	Use Fund B	-107,798.00	.00	-105,798.00	.00
20700700	53120	St Grants	-75,000.00	-80,000.00	-80,000.00	-125,000.00
20700700	53310	St of IL	-740,211.00	-777,221.00	-816,082.00	-856,886.00
20700700	53320	MCLn Cnty	.00	.00	.00	.00
20700700	56010	Int Income	-1,400.00	-1,400.00	-1,400.00	-1,400.00
20700700	61100	Salary FT	100,000.00	110,000.00	120,000.00	130,000.00
20700700	61130	Salary SN	155,000.00	60,000.00	180,000.00	65,000.00
20700700	61150	Salary OT	3,600.00	5,000.00	5,000.00	7,500.00
20700700	62100	Dental Enh	781.00	797.00	800.00	1,000.00
20700700	62109	ENH HMO	28,968.00	29,547.00	31,000.00	33,000.00
20700700	62110	Group Life	144.00	147.00	155.00	225.00
20700700	62111	Enh Vision	118.00	120.00	125.00	150.00
20700700	62120	IMRF	9,775.00	9,970.00	10,000.00	13,000.00
20700700	62130	FICA	4,550.00	4,641.00	5,000.00	5,500.00
20700700	62140	Medicare	1,085.00	1,106.00	1,200.00	1,300.00
20700700	70420	Rentals	64,000.00	64,000.00	64,000.00	70,000.00
20700700	70610	Advertise	20,000.00	21,000.00	22,000.00	24,000.00
20700700	70611	PrintBind	40,000.00	15,000.00	40,000.00	40,000.00
20700700	70630	Travel	6,000.00	6,000.00	6,000.00	7,500.00
20700700	70631	Dues	2,500.00	2,500.00	3,000.00	3,500.00
20700700	70690	Purch Serv	184,409.00	195,000.00	200,000.00	210,000.00
20700700	70790	Other Ins	4,479.00	4,569.00	5,000.00	6,000.00
20700700	71010	Off Supp	30,000.00	30,000.00	30,000.00	32,000.00
20700700	71017	Postage	50,000.00	30,000.00	60,000.00	32,000.00
20700700	71190	Other Supp	150,000.00	151,000.00	150,000.00	152,000.00
20700700	71340	Telecom	19,000.00	10,000.00	20,000.00	20,000.00
20700700	72120	CO Comp Eq	50,000.00	50,000.00	50,000.00	50,000.00
20700700	79196	ContrbttoFB	.00	58,224.00	.00	79,611.00
TOTAL Board of Elections			.00	.00	.00	.00
TOTAL REVENUE			-924,409.00	-858,621.00	-1,003,280.00	-983,286.00
TOTAL EXPENSE			924,409.00	858,621.00	1,003,280.00	983,286.00
GRAND TOTAL			.00	.00	.00	.00

# DRUG ENFORCEMENT 2090



## Purpose

The Drug Enforcement Fund is a Special Revenue Fund of the City. This fund accounts for the revenue and expenditures related to the Police Department's drug enforcement seizures. This account is composed of 3 sub-accounts which track activities in each function.

## What Accounts Make Up the Drug Enforcement Fund?

- DUI Enforcement - This function accounts for associated court fines obtained by the City through DUI Enforcement. The funds are used to offset direct expenditures related to DUI Enforcement by the Police Department.
- Marijuana Leaf Testing - This function accounts for associated court fines obtained by the City through prosecution of Marijuana possession. These funds must be used directly by the Police Department for law enforcement purposes related to drug possession.
- Federal/State Drug Enforcement Program - This function accounts for funds obtained through the Federal Asset Forfeiture Program, which distributes a percentage of monies/assets legally seized for drug offenses. These funds must be used directly by the Police Department for designated law enforcement purposes.

## Budgetary Fund Balance

Drug Enforcement Fund	FY 2024 (audited)	FY 2025 (Projected)	FY 2026 (Projected)
<b>Budgetary Fund Balance</b>	\$1,651,519	\$1,800,799	\$1,408,349

# CITY OF BLOOMINGTON, IL

## NEXT YEAR / CURRENT YEAR BUDGET ANALYSIS

ROJECTION: 20265 FY 2026 BUDGET MASTER LEVEL 5							
ACCOUNTS FOR:							
Drug Enforcement Fund	2024 ACTUAL	2025 ORIG BUD	2025 REVISED BUD	2025 ACTUAL	2025 PROJECTION	2026 ADOPTED	PCT CHANGE
20900900 Drug Enforcement							
20900900 40000 Use Fund B	.00	-106,098.00	-125,726.00	.00	.00	-392,450.00	212.1%
20900900 53312 32300 IL Veh Use	-51,270.78	.00	.00	-67,085.42	.00	.00	.0%
20900900 55890 Othr Fines	-2,902.18	-10,000.00	-10,000.00	.00	.00	.00	.0%
20900900 55890 32000 Othr Fines	-56,854.27	-45,000.00	-45,000.00	-8,256.79	-14,000.00	-14,000.00	-68.9%
20900900 55890 32200 Othr Fines	.00	-50,000.00	-50,000.00	.00	-30,000.00	-30,000.00	-40.0%
20900900 55890 32300 Othr Fines	.00	-38,000.00	-38,000.00	.00	-100,000.00	-100,000.00	163.2%
20900900 55890 33000 Othr Fines	.00	-25,000.00	-25,000.00	-42,152.50	-25,000.00	-25,000.00	.0%
20900900 56010 Int Income	-8,534.53	.00	.00	-3,243.79	.00	.00	.0%
20900900 56010 32000 Int Income	-16,178.76	.00	.00	-12,303.22	-11,000.00	-11,000.00	.0%
20900900 56010 32200 Int Income	-11,752.76	.00	.00	-17,137.33	-15,500.00	-15,500.00	.0%
20900900 56010 32300 Int Income	-5,485.40	.00	.00	-7,653.72	-6,500.00	-6,500.00	.0%
20900900 56010 33000 Int Income	-12,795.08	.00	.00	-10,922.90	-10,000.00	-10,000.00	.0%
20900900 56010 34000 Int Income	-7,154.81	.00	.00	-1,811.15	-1,800.00	.00	.0%
20900900 56110 UR GainLs	.00	.00	.00	.00	.00	.00	.0%
20900900 56110 32000 UR GainLs	.00	.00	.00	.00	.00	.00	.0%
20900900 56110 32200 UR GainLs	.00	.00	.00	.00	.00	.00	.0%
20900900 56110 32300 UR GainLs	.00	.00	.00	.00	.00	.00	.0%
20900900 56110 33000 UR GainLs	.00	.00	.00	.00	.00	.00	.0%
20900900 56110 34000 UR GainLs	.00	.00	.00	.00	.00	.00	.0%
20900900 57114 Equip Sale	-1,875.00	.00	.00	-22,400.00	.00	.00	.0%
20900900 57114 32000 Equip Sale	.00	.00	.00	.00	.00	.00	.0%
20900900 57114 32200 Equip Sale	.00	.00	.00	.00	.00	.00	.0%
20900900 57114 32300 Equip Sale	.00	.00	.00	.00	.00	.00	.0%
20900900 57114 33000 Equip Sale	.00	.00	.00	.00	.00	.00	.0%
20900900 57114 34000 Equip Sale	.00	.00	.00	.00	.00	.00	.0%
20900900 57420 PropDamClm	.00	.00	.00	.00	.00	.00	.0%
20900900 70220 32000 Oth PT Sv	.00	.00	.00	.00	3,740.00	14,250.00	.0%
20900900 70220 33000 Oth PT Sv	.00	15,000.00	15,000.00	15,000.00	.00	36,000.00	140.0%
20900900 70510 RepMaint B	.00	.00	.00	.00	.00	.00	.0%
20900900 70510 32000 RepMaint B	.00	5,000.00	5,000.00	.00	.00	.00	.0%
20900900 70510 32200 RepMaint B	.00	.00	.00	.00	.00	.00	.0%
20900900 70510 32300 RepMaint B	.00	.00	.00	.00	.00	.00	.0%
20900900 70510 33000 RepMaint B	.00	.00	.00	.00	.00	.00	.0%
20900900 70510 34000 RepMaint B	.00	.00	.00	.00	.00	.00	.0%
20900900 70520 RepMaint V	.00	.00	.00	.00	.00	.00	.0%
20900900 70520 32000 RepMaint V	.00	3,000.00	3,000.00	.00	.00	.00	.0%
20900900 70530 RepMaint O	.00	.00	.00	.00	.00	.00	.0%
20900900 70530 32000 RepMaint O	.00	.00	.00	.00	.00	.00	.0%
20900900 70530 33000 RepMaint O	.00	10,000.00	10,000.00	.00	.00	.00	.0%
20900900 70610 32300 Advertise	.00	10,000.00	10,000.00	.00	.00	20,000.00	100.0%
20900900 70631 Dues	.00	.00	.00	.00	.00	.00	.0%

# CITY OF BLOOMINGTON, IL

## NEXT YEAR / CURRENT YEAR BUDGET ANALYSIS

PROJECTION: 20265 FY 2026 BUDGET MASTER LEVEL 5

ACCOUNTS FOR:			2024	2025	2025	2025	2025	2026	PCT
Drug	Enforcement	Fund	ACTUAL	ORIG BUD	REVISED BUD	ACTUAL	PROJECTION	ADOPTED	CHANGE
20900900	70631	32000	Dues	.00	.00	.00	.00	.00	.0%
20900900	70632		Pro Develp	.00	.00	.00	.00	.00	.0%
20900900	70632	32000	Pro Develp	1,956.00	22,000.00	22,000.00	.00	19,200.00	-12.7%
20900900	70632	32200	Pro Develp	.00	15,000.00	15,000.00	.00	3,000.00	-93.3%
20900900	70632	32300	Pro Develp	.00	.00	.00	.00	.00	.0%
20900900	70632	33000	Pro Develp	.00	.00	.00	.00	.00	.0%
20900900	70632	34000	Pro Develp	.00	.00	.00	.00	.00	.0%
20900900	70690		Purch Serv	84.38	.00	.00	805.50	.00	.0%
20900900	70690	32000	Purch Serv	1,277.40	38,710.00	38,710.00	.00	1,750.00	-94.8%
20900900	70690	32200	Purch Serv	.00	.00	.00	.00	.00	.0%
20900900	70690	32300	Purch Serv	.00	.00	.00	.00	.00	.0%
20900900	70690	33000	Purch Serv	.00	.00	.00	.00	.00	.0%
20900900	70690	34000	Purch Serv	.00	35,358.00	.00	.00	.00	.0%
20900900	71010		Off Supp	.00	.00	.00	.00	.00	.0%
20900900	71010	32000	Off Supp	.00	2,000.00	2,000.00	1,750.00	2,000.00	50.0%
20900900	71010	32200	Off Supp	.00	.00	.00	.00	.00	.0%
20900900	71130	32300	Crew Tools	.00	.00	.00	.00	.00	.0%
20900900	71190		Other Supp	582.50	.00	.00	.00	.00	.0%
20900900	71190	32000	Other Supp	18,964.68	34,940.00	34,940.00	9,000.00	25,940.00	74.6%
20900900	71190	32200	Other Supp	.00	23,090.00	23,090.00	16,507.98	23,090.00	29.9%
20900900	71190	32300	Other Supp	.00	.00	.00	.00	.00	.0%
20900900	71190	33000	Other Supp	4,999.00	5,000.00	5,000.00	.00	5,000.00	100.0%
20900900	71190	34000	Other Supp	.00	.00	.00	.00	.00	.0%
20900900	71190	71000	Other Supp	.00	.00	.00	.00	.00	.0%
20900900	72120	32000	CO Comp Eq	.00	.00	.00	.00	.00	.0%
20900900	72120	34000	CO Comp Eq	.00	.00	54,986.00	54,986.00	.00	.0%
20900900	72130		CO Lcn Veh	.00	.00	.00	.00	.00	.0%
20900900	72130	32000	CO Lcn Veh	.00	30,000.00	30,000.00	.00	30,000.00	.0%
20900900	72130	32200	CO Lcn Veh	.00	.00	.00	.00	.00	.0%
20900900	72130	32300	CO Lcn Veh	.00	.00	.00	.00	.00	.0%
20900900	72130	33000	CO Lcn Veh	.00	.00	.00	.00	.00	.0%
20900900	72130	34000	CO Lcn Veh	.00	.00	.00	.00	.00	.0%
20900900	72140		CO Other	.00	.00	.00	.00	.00	.0%
20900900	72140	32000	CO Other	.00	.00	.00	.00	93,000.00	.0%
20900900	72140	32200	CO Other	.00	.00	.00	.00	260,000.00	.0%
20900900	72140	34000	CO Other	.00	.00	.00	.00	.00	.0%
20900900	72520	33000	Buildings	.00	.00	.00	.00	.00	.0%
20900900	79050		Invst Exp	-582.50	.00	.00	656.27	.00	.0%
20900900	79050	32000	Invst Exp	582.50	.00	.00	.00	.00	.0%
20900900	79050	32200	Invst Exp	.00	.00	.00	.00	.00	.0%
20900900	79050	32300	Invst Exp	.00	25,000.00	25,000.00	.00	25,000.00	.0%
20900900	79050	33000	Invst Exp	.00	.00	.00	.00	.00	.0%
20900900	79050	34000	Invst Exp	.00	.00	.00	.00	.00	.0%
20900900	79196		ContrbtoFB	.00	.00	.00	.00	149,280.00	.0%

# CITY OF BLOOMINGTON, IL

## NEXT YEAR / CURRENT YEAR BUDGET ANALYSIS

PROJECTION: 20265 FY 2026 BUDGET MASTER LEVEL 5									
ACCOUNTS FOR:									
			2024	2025	2025	2025	2025	2026	PCT
			ACTUAL	ORIG BUD	REVISED BUD	ACTUAL	PROJECTION	ADOPTED	CHANGE
<b>Drug Enforcement Fund</b>									
20900900	79990	Othr Exp	.00	.00	.00	.00	.00	.00	.0%
20900900	79990	32000 Othr Exp	859.00	.00	.00	.00	.00	.00	.0%
20900900	79990	32200 Othr Exp	.00	.00	.00	.00	.00	.00	.0%
20900900	79990	32300 Othr Exp	.00	.00	.00	.00	.00	.00	.0%
20900900	79990	33000 Othr Exp	160.00	.00	.00	.00	.00	.00	.0%
20900900	79990	34000 Othr Exp	.00	.00	.00	.00	.00	.00	.0%
20900900	85100	32300 Fm General	-176,163.67	.00	.00	.00	.00	.00	.0%
TOTAL Drug Enforcement			-322,084.28	.00	.00	-94,261.07	.00	.00	.0%
<b>20900910 DARE</b>									
20900910	40000	Use Fund B	.00	.00	.00	.00	.00	.00	.0%
20900910	70611	PrintBind	.00	.00	.00	.00	.00	.00	.0%
20900910	70632	Pro Develp	.00	.00	.00	.00	.00	.00	.0%
20900910	71060	Food	.00	.00	.00	.00	.00	.00	.0%
20900910	71190	Other Supp	.00	.00	.00	.00	.00	.00	.0%
20900910	79196	ContrbtoFB	.00	.00	.00	.00	.00	.00	.0%
TOTAL DARE			.00	.00	.00	.00	.00	.00	.0%
<b>20900920 DUI Enforcement</b>									
20900920	40000	Use Fund B	.00	.00	.00	.00	.00	.00	.0%
20900920	55040	AscCt Fine	.00	.00	.00	.00	.00	.00	.0%
20900920	55040	32200 AscCt Fine	-54,718.80	.00	.00	-26,937.15	.00	.00	.0%
20900920	55040	32300 AscCt Fine	.00	.00	.00	.00	.00	.00	.0%
20900920	70632	Pro Develp	.00	.00	.00	.00	.00	.00	.0%
20900920	71010	Off Supp	14,259.00	.00	.00	.00	.00	.00	.0%
20900920	71010	32200 Off Supp	20,983.50	.00	.00	.00	.00	.00	.0%
20900920	71190	Other Supp	.00	.00	.00	.00	.00	.00	.0%
20900920	72130	CO Lcn Veh	.00	.00	.00	.00	.00	.00	.0%
20900920	72140	CO Other	.00	.00	.00	.00	.00	.00	.0%
20900920	79196	ContrbtoFB	.00	.00	.00	.00	.00	.00	.0%
20900920	85100	Fm General	.00	.00	.00	.00	.00	.00	.0%
TOTAL DUI Enforcement			-19,476.30	.00	.00	-26,937.15	.00	.00	.0%
<b>20900930 Marijuana Leaf Testing</b>									
20900930	40000	Use Fund B	.00	.00	.00	.00	.00	.00	.0%
20900930	55040	AscCt Fine	.00	.00	.00	.00	.00	.00	.0%
20900930	61100	Salary FT	.00	.00	.00	.00	.00	.00	.0%
20900930	71010	Off Supp	.00	.00	.00	.00	.00	.00	.0%
20900930	71190	Other Supp	.00	.00	.00	.00	.00	.00	.0%
20900930	79196	ContrbtoFB	.00	.00	.00	.00	.00	.00	.0%
TOTAL Marijuana Leaf Testing			.00	.00	.00	.00	.00	.00	.0%
<b>20900940 Federal Drug Enforcement Prog</b>									
20900940	40000	Use Fund B	.00	.00	.00	.00	.00	.00	.0%

# CITY OF BLOOMINGTON, IL

## NEXT YEAR / CURRENT YEAR BUDGET ANALYSIS

PROJECTION: 20265 FY 2026 BUDGET MASTER LEVEL 5									
ACCOUNTS FOR:			2024	2025	2025	2025	2025	2026	PCT
Drug Enforcement Fund			ACTUAL	ORIG BUD	REVISED BUD	ACTUAL	PROJECTION	ADOPTED	CHANGE
20900940	53115	Fed Govt	.00	.00	.00	.00	.00	.00	.0%
20900940	55890	Othr Fines	-25.00	.00	.00	.00	.00	.00	.0%
20900940	55890	34000 Othr Fines	.00	.00	.00	.00	.00	.00	.0%
20900940	55890	35000 Othr Fines	-25.00	.00	.00	.00	.00	.00	.0%
20900940	56010	Int Income	.00	.00	.00	.00	.00	.00	.0%
20900940	57070	34000 Equtbleshr	.00	.00	.00	.00	.00	.00	.0%
20900940	71190	Other Supp	.00	.00	.00	.00	.00	.00	.0%
20900940	71190	34000 Other Supp	.00	.00	.00	.00	.00	.00	.0%
20900940	72120	CO Comp Eq	.00	.00	.00	.00	.00	.00	.0%
20900940	72130	CO Lcn Veh	.00	.00	.00	.00	.00	.00	.0%
20900940	72140	CO Other	.00	.00	.00	.00	.00	.00	.0%
20900940	72520	33000 Buildings	.00	.00	.00	.00	.00	.00	.0%
20900940	72520	35000 Buildings	.00	.00	.00	.00	.00	.00	.0%
20900940	79196	ContrbtoFB	.00	.00	.00	.00	.00	.00	.0%
20900940	79990	Othr Exp	.00	.00	.00	.00	.00	.00	.0%
TOTAL Federal Drug Enforceme			-50.00	.00	.00	.00	.00	.00	.0%
<b>20900950 Project Safe Neighborhoods</b>									
20900950	40000	Use Fund B	.00	.00	.00	.00	.00	.00	.0%
20900950	53110	Fed Grants	.00	.00	.00	.00	.00	.00	.0%
20900950	55040	AscCt Fine	.00	.00	.00	.00	.00	.00	.0%
20900950	62191	Prot Wear	.00	.00	.00	.00	.00	.00	.0%
20900950	71010	Off Supp	.00	.00	.00	.00	.00	.00	.0%
20900950	71190	Other Supp	.00	.00	.00	.00	.00	.00	.0%
20900950	79196	ContrbtoFB	.00	.00	.00	.00	.00	.00	.0%
TOTAL Project Safe Neighborh			.00	.00	.00	.00	.00	.00	.0%
<b>20900960 Cyber Crime Grant</b>									
20900960	40000	Use Fund B	.00	.00	.00	.00	.00	.00	.0%
20900960	53110	Fed Grants	.00	.00	.00	.00	.00	.00	.0%
20900960	70690	Purch Serv	.00	.00	.00	.00	.00	.00	.0%
20900960	71010	Off Supp	.00	.00	.00	.00	.00	.00	.0%
20900960	71013	Com Supp	.00	.00	.00	.00	.00	.00	.0%
20900960	71190	Other Supp	.00	.00	.00	.00	.00	.00	.0%
20900960	79196	ContrbtoFB	.00	.00	.00	.00	.00	.00	.0%
TOTAL Cyber Crime Grant			.00	.00	.00	.00	.00	.00	.0%
TOTAL Drug Enforcement Fund			-341,610.58	.00	.00	-121,198.22	.00	.00	.0%
TOTAL REVENUE			-405,736.04	-274,098.00	-293,726.00	-219,903.97	-213,800.00	-604,450.00	.0%
TOTAL EXPENSE			64,125.46	274,098.00	293,726.00	98,705.75	213,800.00	604,450.00	.0%
GRAND TOTAL			-341,610.58	.00	.00	-121,198.22	.00	.00	.0%

# CITY OF BLOOMINGTON, IL

## PROJECTION 20265 / BUDGET ENTRY FUTURE YRS REPORT

ORG	OBJECT PROJ	DESC	2027	2028	2029	2030
20900900	Drug Enforcement					
20900900	40000	Use Fund B	-14,000.00	.00	.00	.00
20900900	55890 32000	Othr Fines	.00	.00	.00	.00
20900900	55890 32200	Othr Fines	.00	.00	.00	.00
20900900	55890 32300	Othr Fines	.00	.00	.00	.00
20900900	55890 33000	Othr Fines	.00	.00	.00	.00
20900900	56010 32000	Int Income	.00	.00	.00	.00
20900900	56010 32200	Int Income	.00	.00	.00	.00
20900900	56010 32300	Int Income	.00	.00	.00	.00
20900900	56010 33000	Int Income	.00	.00	.00	.00
20900900	70220 32000	Oth PT Sv	.00	.00	.00	.00
20900900	70220 33000	Oth PT Sv	.00	.00	.00	.00
20900900	70610 32300	Advertise	.00	.00	.00	.00
20900900	70632 32000	Pro Develp	.00	.00	.00	.00
20900900	70632 32200	Pro Develp	.00	.00	.00	.00
20900900	70690 32000	Purch Serv	.00	.00	.00	.00
20900900	71010 32000	Off Supp	.00	.00	.00	.00
20900900	71190 32000	Other Supp	.00	.00	.00	.00
20900900	71190 32200	Other Supp	.00	.00	.00	.00
20900900	71190 33000	Other Supp	.00	.00	.00	.00
20900900	72130 32000	CO Lcn Veh	.00	.00	.00	.00
20900900	72140 32000	CO Other	14,000.00	.00	.00	.00
20900900	72140 32200	CO Other	.00	.00	.00	.00
20900900	79050 32300	Invst Exp	.00	.00	.00	.00
TOTAL Drug Enforcement Fund			.00	.00	.00	.00
TOTAL REVENUE			-14,000.00	.00	.00	.00
TOTAL EXPENSE			14,000.00	.00	.00	.00
GRAND TOTAL			.00	.00	.00	.00

# COMMUNITY DEVELOPMENT BLOCK GRANT 2240



## Purpose

The Community Impact & Enhancement Department's Grants Management Division manages funds awarded to the City through the United States Department of Housing and Urban Development (HUD), Illinois Housing Development Authority (IHDA), and the United States Department of the Treasury (Treasury). Programs include the HUD Community Development Block Grant (CDBG), HUD Lead-Based Paint Hazard Reduction Program (LBPHRP), IHDA Home Repair and Accessibility Program, IHDA Strong Communities Program (SCP), and the City's American Rescue Plan Act (ARPA) Housing Rehabilitation Grant Program and Non-Profit Grant Program. Additionally, the Grants Management Division oversees the Overhead Sewer Program. While the Community Impact & Enhancement Department manages millions of dollars in annual funding from the above sources to tackle a variety of community development needs within the City, the bedrock of these activities is the CDBG program. Community development needs addressed through Community Impact & Enhancement Department grant funds are generally arranged into three issue areas that are interconnected—housing, health care, and public infrastructure and facility needs for low-to-moderate income community members. Meeting these needs provides an impactful and diverse community development strategy for the City.

The use of CDBG funds is limited to specifically enumerated eligible activities found within Federal regulations that govern the CDBG program. Goals and general activities to be completed with CDBG funds are determined by a five-year Consolidated Plan. For FY2026, the City will be using the 2025-2029 CDBG Consolidated Plan. This plan is built upon substantial community feedback and engagement in coordination with the Town of Normal and the McLean County Regional Planning Commission. Each year the City submits to HUD an Annual Action Plan based on the goals listed in the Consolidated Plan that outlines specific activities to be completed in the program year. Regulations that govern the CDBG program can be found at 24 CFR Part 570.

Housing needs are addressed through a variety of grant funded programs. The City operates several housing rehabilitation programs to help address health, life, and safety issues within homes. This includes the CDBG housing rehabilitation program. Housing rehabilitation projects meet a critical need within our community by keeping current affordable housing stock available and safe. These services are particularly important right now given the housing challenges within McLean County. While CDBG funding is limited, the CDBG housing rehabilitation program provides a high positive impact on community members that otherwise would be unlikely to have the financial resources needed to complete critical health, life, and safety rehabilitation work on their home. Other housing needs addressed by CDBG grant funding include the demolition of abandoned residential properties. Demolition of these properties helps maintain property values, enhance the aesthetic quality of neighborhoods, and eliminate structures that can be used for criminal activity. When residential housing is demolished, the City provides buildable parcels to Habitat for Humanity of McLean County for the creation of new affordable housing units in the community. Homeless services provided by various non-profit organizations in the community as well as fair housing and community planning activities are also supported through CDBG funds.

The City's CDBG program provides public service funding to organizations for specific health care needs or services addressing the social determinants of health. Housing rehabilitation programs can also eliminate

various environmental hazards—including lead-based paint, which is particularly harmful to children. HUD funded programs, which includes the Lead-Based Paint Hazard Reduction Program, can mitigate, or abate, these hazards in homes. Meeting health care needs in the community through the John M. Scott Health Care Trust is a unique and valued aspect of the City's community development efforts as well. Each year the Trust provides critical funding to non-profit organizations providing life changing and lifesaving services to community members making under 185% of the Federal Poverty Level. These funds are discussed in the John M. Scott account budget narrative.

Public infrastructure and facility improvement needs are an important aspect of the City's community development efforts. CDBG funding has been used for park improvements, sidewalk replacement and improvements, and critical capital needs for non-profit organizations serving Bloomington community members. Sidewalk projects in particular are an important aspect of community development. These improvements allow for community members to have safe and suitable walking infrastructure for various activities. Public facility improvement projects have provided critical capital funding to non-profit organizations conducting a variety of services for low-to-moderate income community members. Capital funding is often the most difficult type of funding to secure for these organizations and the CDBG program helps meet this need.

This work is supported by the Grants Manager, two Grant Specialists, Rehabilitation Specialist/Inspector III, and the Lead-Based Paint Hazard Reduction Program Manager. The Grants Management Division team members associated with grants provide support for all grant programs and diverse needs the grants address for the community. Additionally, these staff members work with other community organizations to build trust and keep open communication with residents of the City.

## **FY 2026 Funding Level**

The US Department of Housing and Urban Development (HUD) generally announces CDBG annual allocation amounts near the end of a fiscal year. Therefore, CDBG entitlement revenues are based on the projected grant allocation and anticipated program income for the upcoming year. Annual grant allocations are calculated using the average of the last four program year annual allocations. The CDBG revenue projection for FY2026 is \$560,967. Program income for the CDBG program is estimated to be \$51,033 for FY2026. This amount is based on the four-year average of program income. The City will again utilize carry-over funds from previous program years to fund activities in FY2026. The proposed budget includes the use of \$55,000 in carry-over funds. In total, the proposed budget for CDBG is \$667,000.

The Lead-Based Paint Hazard Reduction and Healthy Homes grant originally covered a period of 42 months, spanning four fiscal years. The City requested and was granted an extension until July 2025. Staff anticipates an annual budget for FY2026 of \$347,900. This reflects a lower budget amount due to the grant only being active for a portion of FY2026.

Funds are provided on a reimbursement basis for grant activities.

## **FY 2026 Budget & Program Highlights**

Community Development Block Grant projects planned for FY 2026 include:

- Single-family, owner-occupied housing rehabilitation
- Demolition of blighted and abandoned structures
- Public service activities to support several non-profit providers
- Job and life skills training for Bloomington's public housing residents and Housing Choice Voucher Program recipients
- Public infrastructure projects
- Fair housing activities

- Community planning activities

## Funding Source

One hundred percent of the programs listed are supported by grant funding from HUD. Funding per source is broken down below. All funding amounts for the CDBG program are estimated.

- CDBG (\$667,000)
  - \$560,967 (HUD's annual entitlement community allocation)
  - \$51,033 (Program income)
  - \$55,000 (Unspent funds from previous annual entitlement allocations)
- Lead Hazard Control Program (\$347,900)

## What we Accomplished in FY 2025

- Rehabilitation work on 12 single-family, owner-occupied housing units with CDBG funding to correct health, life, safety, and code compliance issues with homes to help ensure affordable and safe housing units remain available.
- Demolition of 1-2 properties that are too distressed for rehabilitation with CDBG funding. Buildable parcels will be donated to Habitat for Humanity of McLean County for the creation of new affordable housing units.
- Sidewalk improvements on the City's West Side.
- Manage over \$80,000 in CDBG funding for five non-profit organizations providing public services to Bloomington community members.
- Improvements to the Holton Homes in partnership with the Housing Authority of the City of Bloomington.
- Accessibility improvements to supportive housing units owned by Lifelong Access.
- Insulation replacement and improvements for Home Sweet Home Ministries homeless shelter.
- Job training and life skill education for public housing residents and community members with Housing Choice Vouchers.
- Continue to fund and support regional community planning and fair housing programs.
- Continue work lead-based paint hazard reduction work within the 61701 ZIP code.
- Complete the 2025-2029 CDBG Consolidated Plan and submit to HUD for approval.

## Budgetary Fund Balance

Community Development	FY 2024 (audited)	FY 2025 (Projected)	FY 2026 (Projected)
<b>Budgetary Fund Balance</b>	<b>-\$54,462</b>	<b>-\$54,462</b>	<b>-\$54,462</b>

## Challenges

- Housing rehabilitation programs across Central Illinois continue to struggle with the recruitment and retention of contractors. Additionally, finding contractors for lead-based paint hazard abatement work and mitigation has proven to be a significant challenge for entitlement communities. The City has faced similar challenges but does have several qualified general contractors for housing rehabilitation work. HUD is aware of these issues and is working with entitlement grantees to investigate potential solutions. City staff is supporting HUD in these efforts.
- HUD has added additional requirements and complexity to the Environmental Review process for HUD assisted projects. During FY2025, HUD added radon testing and mitigation requirements to the environmental review process. Unfortunately, the requirements were not supported with additional funding. The Department has addressed the new requirements, but it has placed additional work and costs to HUD funded projects—particularly housing rehabilitation activities. Unfortunately, these new requirements in addition to the already rigorous requirements in the environmental review process previously places additional burdens on the operation of projects with HUD funding and delayed activities.
- The Lead-Based Paint Hazard Reduction Program has faced a variety of difficulties since the grant period began in January 2021. Challenges were related to the COVID-19 Pandemic, staff transitions, subrecipient and program structure changes, and difficulties hiring a program manager. These factors placed the program behind schedule. During FY2024, City staff worked to rebuild the program and ensure the program could operate through the remainder of the grant period. The program is operational but has struggled to gather applicants. Staff has executed a variety of marketing activities in FY2025 including (but not limited to): mailers to residents in the 61701 zip code, paid social media advertisements, rental owner information sessions, email communications, social media postings, flyer distributions, program partner meetings, sharing marketing materials with program partners, door-to-door operations with door hangers promoting the program, Pantagraph advertisements, promotion by community enhancement inspectors, inclusion of program information in housing groups and meetings, program information emails to all registered rental owners in the 61701 zip code, outreach during community events, and information made available during CDBG 2025-2029 Consolidated Plan outreach events.

## Community Development Marketing/Advertising Policy

HUD requires that the City of Bloomington follow an adopted Citizen Participation plan to ensure public involvement in the planning process and use of Community Development Block Grant (CDBG) funds. The participation plan includes proper public notice and hearings to ensure engagement of those affected by its programs, as well as identifying the activities triggering this activity. A copy of the Citizen Participation Plan can be found on the City's website at [Citizen Participation Plan | City of Bloomington, Illinois \(bloomingtonil.gov\)](https://www.bloomingtonil.gov/citizen-participation-plan).

Every five years the City is required to adopt a Consolidated Plan for the CDBG program. This plan covers the goals and spending priorities for CDBG activities during the five-year period. The plan also includes detailed information on current market conditions, social service infrastructure, and community needs. Community needs are determined through a rigorous outreach and data analysis process that includes a resident survey, stakeholder focus groups, key informant interviews, HUD and Census data, public outreach events, and information provided during public forums. Outreach and data analysis activities are completed in partnership with the Town of Normal and McLean County Regional Planning Commission. The outreach portion of the 2025-2029 CDBG Consolidated Plan was completed from April through August 2024. Data analysis and plan creation occurred from August 2024 to January 2025. The outreach process for the 2020-2024 CDBG Consolidated Plan earned an award from the Illinois chapter of the American Planning Association. The outreach for the 2025-2029 plan significantly exceeded the response rate from the 2020-2024 outreach process with over 1,400 resident survey responses from Bloomington residents alone (compared to 774 in the previous plan).

# CITY OF BLOOMINGTON, IL

## NEXT YEAR / CURRENT YEAR BUDGET ANALYSIS

PROJECTION: 20265 FY 2026 BUDGET MASTER LEVEL 5							
ACCOUNTS FOR:							
Community Development Fund	2024 ACTUAL	2025 ORIG BUD	2025 REVISED BUD	2025 ACTUAL	2025 PROJECTION	2026 ADOPTED	PCT CHANGE
<b>22402410 CD - Administration &amp; General</b>							
22402410 53110 50000 Fed Grants	-55,132.17	-88,500.00	-88,500.00	-43,068.57	-88,500.00	-90,000.00	1.7%
22402410 53110 51000 Fed Grants	-331,244.92	-354,004.75	-403,680.25	-280,502.99	-352,004.75	-301,966.91	-25.2%
22402410 53110 52000 Fed Grants	-223,580.50	-210,000.00	-265,796.00	-101,279.00	-210,000.00	-160,000.00	-39.8%
22402410 53110 53000 Fed Grants	-69,606.82	-83,000.00	-83,000.00	-41,205.38	-83,000.00	-84,000.00	1.2%
22402410 53110 73000 CARESLMI	.00	-29,938.55	-29,938.55	-10,281.00	-29,938.55	.00	.0%
22402410 70060 50000 PIng Sv	34,750.54	36,000.00	36,000.00	15,446.74	36,000.00	37,000.00	2.8%
22402410 70220 50000 Oth PT Sv	7,645.71	25,000.00	25,000.00	3,463.54	25,000.00	26,000.00	4.0%
22402410 70530 50000 RepMaint O	1,350.00	1,800.00	1,800.00	.00	.00	1,800.00	.0%
22402410 70610 50000 Advertise	935.49	3,500.00	3,500.00	2,005.16	3,500.00	1,500.00	-57.1%
22402410 70631 50000 Dues	968.20	1,100.00	1,100.00	968.20	1,000.00	1,000.00	-9.1%
22402410 70632 50000 Pro Develp	400.00	2,000.00	2,000.00	790.00	2,000.00	2,700.00	35.0%
22402410 71010 50000 Off Supp	49.49	500.00	500.00	249.50	500.00	500.00	.0%
22402410 71017 50000 Postage	71.56	600.00	600.00	351.24	600.00	500.00	-16.7%
<b>TOTAL CD - Administration &amp;</b>	<b>-633,393.42</b>	<b>-694,943.30</b>	<b>-800,414.80</b>	<b>-453,062.56</b>	<b>-694,843.30</b>	<b>-564,966.91</b>	<b>-29.4%</b>
<b>22402430 CD - Rehabilitation</b>							
22402430 56010 51000 Int Income	-2.09	-1.06	-1.06	-.14	-1.06	-1.28	20.8%
22402430 56030 51000 Int Fm Lns	-36.57	-138.60	-138.60	-36.16	-138.60	-126.92	-8.4%
22402430 57581 51000 Loan Repay	-34,025.43	-49,180.09	-49,180.09	-17,261.84	-49,180.09	-50,904.89	3.5%
22402430 70530 51000 RepMaint O	2,100.00	1,800.00	1,800.00	1,800.00	1,800.00	1,800.00	.0%
22402430 70610 51000 Advertise	.00	2,000.00	2,000.00	.00	2,000.00	2,000.00	.0%
22402430 70632 51000 Pro Develp	.00	2,200.00	2,200.00	.00	2,500.00	3,000.00	36.4%
22402430 70642 51000 Recdg Fee	479.00	750.00	750.00	205.00	750.00	500.00	-33.3%
22402430 70690 51000 Purch Serv	15,011.67	26,000.00	26,000.00	14,668.53	24,000.00	25,000.00	-3.8%
22402430 79020 51000 Loans	216,102.74	160,287.00	157,625.00	178,995.00	160,287.00	145,350.00	-7.8%
22402430 79130 51000 Grants	112,232.48	160,287.50	212,625.00	82,222.20	160,287.50	145,350.00	-31.6%
22402430 79135 51000 Mchg Funds	.00	50,000.00	50,000.00	11,592.26	50,000.00	30,000.00	-40.0%
22402430 89154 To CdeEnfr	16,899.83	18,000.00	18,000.00	17,994.19	18,000.00	19,000.00	5.6%
<b>TOTAL CD - Rehabilitation</b>	<b>328,761.63</b>	<b>372,004.75</b>	<b>421,680.25</b>	<b>290,179.04</b>	<b>370,304.75</b>	<b>320,966.91</b>	<b>-23.9%</b>
<b>22402440 CD - Capital Improvements</b>							
22402440 70651 52000 Demolition	20,811.15	32,000.00	32,000.00	.00	32,000.00	32,000.00	.0%
22402440 70690 52000 Purch Serv	.00	3,000.00	2,000.00	1,050.00	3,000.00	3,000.00	50.0%
22402440 72560 52000 Sdwk Const	178,388.09	80,000.00	188,000.00	90,000.00	90,000.00	75,000.00	-60.1%
22402440 72570 52000 Park Const	.00	35,000.00	.00	.00	.00	.00	.0%
22402440 79130 52000 Grants	29,000.00	60,000.00	43,796.00	13,796.00	60,000.00	50,000.00	14.2%
<b>TOTAL CD - Capital Improve</b>	<b>228,199.24</b>	<b>210,000.00</b>	<b>265,796.00</b>	<b>104,846.00</b>	<b>185,000.00</b>	<b>160,000.00</b>	<b>-39.8%</b>
<b>22402450 CD - Community Service</b>							
22402450 79130 53000 Grants	78,616.46	83,000.00	83,000.00	41,205.38	83,000.00	84,000.00	1.2%

# CITY OF BLOOMINGTON, IL

## NEXT YEAR / CURRENT YEAR BUDGET ANALYSIS

PROJECTION: 20265 FY 2026 BUDGET MASTER LEVEL 5							
ACCOUNTS FOR:							
	2024	2025	2025	2025	2025	2026	PCT
Community Development Fund	ACTUAL	ORIG BUD	REVISED BUD	ACTUAL	PROJECTION	ADOPTED	CHANGE
22402450 79130 73000 CARESLMI	.00	29,938.55	29,938.55	10,906.00	29,938.55	.00	.0%
TOTAL CD - Community Service	78,616.46	112,938.55	112,938.55	52,111.38	112,938.55	84,000.00	-25.6%
22402470 CD - Lead Hazard Control Grant							
22402470 53110 50000 Fed Grants	-68,125.83	-123,600.00	-123,600.00	-30.16	.00	-5,600.00	-95.5%
22402470 53110 51000 Fed Grants	-52,829.76	-779,330.00	-779,330.00	-62,669.69	-338,550.00	-302,300.00	-61.2%
22402470 70220 51000 Oth PT sv	.00	3,000.00	3,000.00	.00	.00	.00	.0%
22402470 70530 51000 RepMaint O	1,800.00	1,800.00	1,800.00	1,350.00	1,350.00	1,800.00	.0%
22402470 70610 51000 Advertise	2,005.77	2,000.00	2,000.00	999.00	2,000.00	500.00	-75.0%
22402470 70611 50000 PrintBind	.00	500.00	500.00	.00	500.00	250.00	-50.0%
22402470 70611 51000 PrintBind	.00	500.00	500.00	478.00	500.00	250.00	-50.0%
22402470 70630 50000 Travel	3,378.86	.00	.00	.00	.00	.00	.0%
22402470 70632 51000 Pro Develp	2,140.00	.00	150.00	100.00	.00	.00	.0%
22402470 70690 51000 Purch Serv	38,867.00	80,000.00	80,000.00	38,743.00	25,000.00	10,000.00	-87.5%
22402470 71010 50000 Off Supp	.00	500.00	350.00	28.78	500.00	100.00	-71.4%
22402470 71017 50000 Postage	.00	.00	200.00	1.38	.00	.00	.0%
22402470 79130 51000 Grants	37,294.93	624,330.00	624,130.00	63,873.69	200,000.00	250,000.00	-59.9%
22402470 79990 51000 Othr Exp	27,241.60	75,000.00	75,000.00	.00	20,000.00	20,000.00	-73.3%
22402470 89154 50000 To cdeEnfr	31,831.81	25,300.00	25,300.00	.00	25,300.00	5,000.00	-80.2%
22402470 89154 51000 To cdeEnfr	33,510.62	90,000.00	90,000.00	.00	90,000.00	20,000.00	-77.8%
TOTAL CD - Lead Hazard Contr	57,115.00	.00	.00	42,874.00	26,600.00	.00	.0%
22402480 CD - Healthy Homes Grant							
22402480 53110 50000 HHDD	.00	-273,000.00	-273,000.00	.00	-87,500.00	-40,000.00	-85.3%
22402480 53110 51100 HHREMED	.00	.00	.00	-12,867.66	.00	.00	.0%
22402480 70630 50000 Travel	.00	2,500.00	2,500.00	.00	2,500.00	.00	.0%
22402480 70632 52000 Pro Develp	.00	2,500.00	2,500.00	.00	2,500.00	.00	.0%
22402480 71190 52000 Other Supp	.00	18,000.00	18,000.00	.00	2,500.00	.00	.0%
22402480 79130 51100 Grants	.00	250,000.00	250,000.00	17,593.66	80,000.00	40,000.00	-84.0%
TOTAL CD - Healthy Homes Gra	.00	.00	.00	4,726.00	.00	.00	.0%
TOTAL Community Development	59,298.91	.00	.00	41,673.86	.00	.00	.0%
TOTAL REVENUE	-834,584.09	-1,990,693.05	-2,096,164.55	-569,202.59	-1,238,813.05	-1,034,900.00	.0%
TOTAL EXPENSE	893,883.00	1,990,693.05	2,096,164.55	610,876.45	1,238,813.05	1,034,900.00	.0%
GRAND TOTAL	59,298.91	.00	.00	41,673.86	.00	.00	.0%

# CITY OF BLOOMINGTON, IL

## PROJECTION 20265 / BUDGET ENTRY FUTURE YRS REPORT

ORG	OBJECT	PROJ	DESC	2027	2028	2029	2030
<b>2240 Community Development</b>							
22402410	53110	50000	Fed Grants	-90,000.00	-90,000.00	-90,000.00	-90,000.00
22402410	53110	51000	Fed Grants	-236,000.00	-236,000.00	-236,000.00	-236,000.00
22402410	53110	52000	Fed Grants	-149,000.00	-149,000.00	-149,000.00	-149,000.00
22402410	53110	53000	Fed Grants	-85,000.00	-85,000.00	-85,000.00	-85,000.00
22402410	70060	50000	Plng Sv	37,000.00	37,000.00	37,000.00	37,000.00
22402410	70220	50000	Oth PT sv	26,000.00	26,000.00	26,000.00	26,000.00
22402410	70530	50000	RepMaint o	1,800.00	1,800.00	1,800.00	1,800.00
22402410	70610	50000	Advertise	1,500.00	1,500.00	1,500.00	1,500.00
22402410	70631	50000	Dues	1,000.00	1,000.00	1,000.00	1,000.00
22402410	70632	50000	Pro Develp	2,500.00	2,500.00	2,500.00	2,500.00
22402410	71010	50000	Off Supp	500.00	500.00	500.00	500.00
22402410	71017	50000	Postage	500.00	500.00	500.00	500.00
<b>TOTAL Community Devel</b>				<b>-489,200.00</b>	<b>-489,200.00</b>	<b>-489,200.00</b>	<b>-489,200.00</b>
<b>2240 Community Devel</b>							
22402430	56010	51000	Int Income	.00	.00	.00	.00
<b>TOTAL Community Devel</b>				<b>.00</b>	<b>.00</b>	<b>.00</b>	<b>.00</b>
<b>2240 Community Devel</b>							
22402430	56030	51000	Int Fm Lns	.00	.00	.00	.00
<b>TOTAL Community Devel</b>				<b>.00</b>	<b>.00</b>	<b>.00</b>	<b>.00</b>
<b>2240 Community Devel</b>							
22402430	57581	51000	Loan Repay	-20,000.00	-20,000.00	-20,000.00	-20,000.00
<b>TOTAL Community Devel</b>				<b>-20,000.00</b>	<b>-20,000.00</b>	<b>-20,000.00</b>	<b>-20,000.00</b>
<b>2240 Community Devel</b>							
22402430	70530	51000	RepMaint o	1,800.00	1,800.00	1,800.00	1,800.00
<b>TOTAL Community Devel</b>				<b>1,800.00</b>	<b>1,800.00</b>	<b>1,800.00</b>	<b>1,800.00</b>
<b>2240 Community Devel</b>							
22402430	70610	51000	Advertise	1,000.00	1,000.00	1,000.00	1,000.00
<b>TOTAL Community Devel</b>				<b>1,000.00</b>	<b>1,000.00</b>	<b>1,000.00</b>	<b>1,000.00</b>
<b>2240 Community Devel</b>							
22402430	70632	51000	Pro Develp	2,500.00	2,500.00	2,500.00	2,500.00

# CITY OF BLOOMINGTON, IL

## PROJECTION 20265 / BUDGET ENTRY FUTURE YRS REPORT

ORG	OBJECT PROJ	DESC	2027	2028	2029	2030
TOTAL Community Devel			2,500.00	2,500.00	2,500.00	2,500.00
2240	Community Devel					
22402430	70642 51000	Recdng Fee	500.00	500.00	500.00	500.00
TOTAL Community Devel			500.00	500.00	500.00	500.00
2240	Community Devel					
22402430	70690 51000	Purch Serv	20,000.00	20,000.00	20,000.00	20,000.00
TOTAL Community Devel			20,000.00	20,000.00	20,000.00	20,000.00
2240	Community Devel					
22402430	79020 51000	Loans	102,700.00	115,200.00	115,200.00	115,200.00
TOTAL Community Devel			102,700.00	115,200.00	115,200.00	115,200.00
2240	Community Devel					
22402430	79130 51000	Grants	102,700.00	115,200.00	115,200.00	115,200.00
TOTAL Community Devel			102,700.00	115,200.00	115,200.00	115,200.00
2240	Community Devel					
22402430	79135 51000	Mchg Funds	25,000.00	.00	.00	.00
TOTAL Community Devel			25,000.00	.00	.00	.00
2240	Community Devel					
22402430	89154	To CdeEnfr	19,000.00	19,000.00	19,000.00	19,000.00
TOTAL Community Devel			19,000.00	19,000.00	19,000.00	19,000.00
2240	Community Devel					
22402440	70651 52000	Demolition	32,000.00	32,000.00	32,000.00	32,000.00
TOTAL Community Devel			32,000.00	32,000.00	32,000.00	32,000.00
2240	Community Devel					
22402440	70690 52000	Purch Serv	3,000.00	3,000.00	3,000.00	3,000.00
TOTAL Community Devel			3,000.00	3,000.00	3,000.00	3,000.00
2240	Community Devel					

# CITY OF BLOOMINGTON, IL

## PROJECTION 20265 / BUDGET ENTRY FUTURE YRS REPORT

ORG	OBJECT PROJ	DESC	2027	2028	2029	2030
22402440	72560 52000	Sdwk Const	80,000.00	80,000.00	80,000.00	80,000.00
TOTAL Community Devel			80,000.00	80,000.00	80,000.00	80,000.00
2240	Community Devel					
22402440	79130 52000	Grants	34,000.00	34,000.00	34,000.00	34,000.00
TOTAL Community Devel			34,000.00	34,000.00	34,000.00	34,000.00
2240	Community Devel					
22402450	79130 53000	Grants	85,000.00	85,000.00	85,000.00	85,000.00
TOTAL Community Devel			85,000.00	85,000.00	85,000.00	85,000.00
2240	Community Devel					
22402470	53110 50000	Fed Grants	.00	.00	.00	.00
TOTAL Community Devel			.00	.00	.00	.00
2240	Community Devel					
22402470	53110 51000	Fed Grants	.00	.00	.00	.00
TOTAL Community Devel			.00	.00	.00	.00
2240	Community Devel					
22402470	70530 51000	RepMaint o	.00	.00	.00	.00
TOTAL Community Devel			.00	.00	.00	.00
2240	Community Devel					
22402470	70610 51000	Advertise	.00	.00	.00	.00
TOTAL Community Devel			.00	.00	.00	.00
2240	Community Devel					
22402470	70611 50000	PrintBind	.00	.00	.00	.00
TOTAL Community Devel			.00	.00	.00	.00
2240	Community Devel					
22402470	70611 51000	PrintBind	.00	.00	.00	.00
TOTAL Community Devel			.00	.00	.00	.00

# CITY OF BLOOMINGTON, IL

## PROJECTION 20265 / BUDGET ENTRY FUTURE YRS REPORT

ORG	OBJECT PROJ	DESC	2027	2028	2029	2030
2240	Community Devel					
22402470	70690 51000	Purch Serv	.00	.00	.00	.00
	TOTAL Community Devel		.00	.00	.00	.00
2240	Community Devel					
22402470	71010 50000	Off Supp	.00	.00	.00	.00
	TOTAL Community Devel		.00	.00	.00	.00
2240	Community Devel					
22402470	79130 51000	Grants	.00	.00	.00	.00
	TOTAL Community Devel		.00	.00	.00	.00
2240	Community Devel					
22402470	79990 51000	Othr Exp	.00	.00	.00	.00
	TOTAL Community Devel		.00	.00	.00	.00
2240	Community Devel					
22402470	89154 50000	To CdeEnfr	.00	.00	.00	.00
	TOTAL Community Devel		.00	.00	.00	.00
2240	Community Devel					
22402470	89154 51000	To CdeEnfr	.00	.00	.00	.00
	TOTAL Community Devel		.00	.00	.00	.00
2240	Community Devel					
22402480	53110 50000	HHDD	.00	.00	.00	.00
	TOTAL Community Devel		.00	.00	.00	.00
2240	Community Devel					
22402480	79130 51100	Grants	.00	.00	.00	.00
	TOTAL Community Devel		.00	.00	.00	.00
	TOTAL REVENUE		-580,000.00	-580,000.00	-580,000.00	-580,000.00
	TOTAL EXPENSE		580,000.00	580,000.00	580,000.00	580,000.00

# CITY OF BLOOMINGTON, IL

## PROJECTION 20265 / BUDGET ENTRY FUTURE YRS REPORT

ORG	OBJECT	PROJ	DESC	2027	2028	2029	2030
GRAND TOTAL				.00	.00	.00	.00

# ILLINOIS HOUSING DEVELOPMENT AUTHORITY 2250



## Purpose

The Community Impact & Enhancement Department's Grants Management Division provides oversight of funds available to the City through the Illinois Housing Development Authority (IHDA). The City currently manages two IHDA revitalization and repair grants that support community development initiatives related to housing. Both programs support the preservation of affordable housing stock and property values throughout the community.

The Home Repair and Accessibility Program (HRAP) assists low-to-moderate income households in owner-occupied single-family housing. This program completes housing rehabilitation activities that address health, life, and safety issues within the home. Projects are funded by a five-year forgivable loan from IHDA up to \$45,000 for both hard and soft costs. Qualifying households must be at or below eighty percent (80%) of the Area Median Income. The City was awarded \$350,000 for HRAP Round One. The City was awarded \$150,000 in supplemental funding in early 2024 for good performance on the grant to date. IHDA's Strong Communities Program (SCP) is the second program that the City has from IHDA. The SCP program provides funding for the acquisition, demolition, or rehabilitation of vacant and abandoned residential properties. Funding for SCP Round 2 was announced in September 2023 and the City was awarded \$103,000 from this program.

Both IHDA grant programs operate on a two-year grant cycle. These programs are supported by a Grant Specialist and the Rehabilitation Specialist. Additional information about these programs can be found at IHDA's website (<https://www.ihda.org/my-community/revitalization-programs/#toggle-id-2>).

## FY 2026 Funding Level

IHDA grants are funded on a two-year cycle. For HRAP Round One, the City received \$350,000 in funding. The City was awarded \$150,000 in supplemental funding in early 2024 for good performance on the grant to date. With HRAP Round One ending in March 2025, the City plans to apply for the second round of HRAP funding. The requested amount of funding from HRAP Round Two will be higher than the request submitted for Round One. For SCP, the City received \$103,000 in funding for Round Two. This round of SCP funding will continue into part of FY2026. Funds for both programs are based on reimbursement for completed projects. Therefore, funding in a fiscal year is typically dependent on the number of projects completed during a year. HRAP funding in FY2026 is an estimate based on the level of funding the City hopes to be awarded. The estimated funding for the HRAP program in FY2026 is \$350,000. Estimated funding for SCP is \$65,000.00 in FY2026. Budget amendments will be completed if additional funding is required during the fiscal year.

## FY 2026 Budget & Program Highlights

HRAP funding will likely cover three to four housing rehabilitation projects during the fiscal year based on estimated funding levels. These projects will help address health, life, and safety issues within single-family owner-occupied homes, which helps preserve affordable housing stock in our community and raise property values within a neighborhood. SCP funding will likely cover one to two projects during FY2026. Specific activities for SCP funding will depend on eligible properties. If demolition activities occur on a

buildable parcel, the parcel will be donated to Habitat for Humanity of McLean County for the creation of new affordable housing in the community. The demolition or rehabilitation of eligible SCP properties will also have a positive impact on property values within the affected neighborhood.

## Funding Source

All funding comes from IHDA grant awards. Funding to cover administrative and project delivery functions of the program are also acceptable costs with the grant.

## What we Accomplished in FY 2025

- Approximately four to five HRAP housing rehabilitation projects will be completed in the fiscal year.
- Approximately one to two SCP demolitions will occur in the fiscal year.

## Budgetary Fund Balance

IHDA Grant Funds	FY 2024 (audited)	FY 2025 (Projected)	FY 2026 (Projected)
<b>Budgetary Fund Balance</b>	\$867	\$867	\$867

## Challenges

- Housing rehabilitation programs across Central Illinois continue to struggle with the recruitment and retention of contractors. Finding and retaining lead-based paint abatement contractors is a particularly difficult challenge. The City has faced similar challenges but does have several qualified general contractors for housing rehabilitation work.
- Funding from IHDA for their community revitalization programs is not sufficient to meet community needs.

## Community Development Marketing/Advertising Policy

IHDA requires the City to submit a Participant Selection Plan (PSP) for approval with each program grant application. Each PSP is tailored to the specific grant requirements and outlines how the program will be marketed to target populations. Marketing efforts for IHDA housing rehabilitation funds is conducted with marketing activities for all housing rehabilitation activities to help interested community members evaluate programs.

# CITY OF BLOOMINGTON, IL

## NEXT YEAR / CURRENT YEAR BUDGET ANALYSIS

PROJECTION: 20265 FY 2026 BUDGET MASTER LEVEL 5

ACCOUNTS FOR:

IHDA Fund	2024 ACTUAL	2025 ORIG BUD	2025 REVISED BUD	2025 ACTUAL	2025 PROJECTION	2026 ADOPTED	PCT CHANGE
22502520 53120 55100 St Grants	-237,219.63	-174,760.00	-324,760.00	-194,728.17	-171,000.00	-350,000.00	7.8%
22502520 53120 56100 St Grants	.00	-65,000.00	-65,000.00	.00	-65,000.00	-65,000.00	.0%
22502520 56010 Int Income	-.39	.00	.00	-9.30	.00	.00	.0%
22502520 56010 55000 Int Income	-.16	.00	.00	.00	.00	.00	.0%
22502520 56010 55100 Int Income	-4.80	.00	.00	-.06	.00	.00	.0%
22502520 70530 55100 RepMaint O	1,800.00	1,800.00	3,600.00	3,600.00	3,600.00	1,800.00	-50.0%
22502520 70610 55100 Advertise	841.92	2,500.00	2,500.00	.00	.00	2,000.00	-20.0%
22502520 70642 55100 Recdg Fee	246.00	210.00	210.00	164.00	150.00	350.00	66.7%
22502520 70651 56100 Demolition	.00	60,000.00	60,000.00	40,000.00	60,000.00	60,000.00	.0%
22502520 70690 55100 Purch Serv	6,215.00	9,000.00	9,000.00	5,819.00	6,000.00	5,000.00	-44.4%
22502520 70690 56100 Purch Serv	.00	5,000.00	5,000.00	.00	5,000.00	5,000.00	.0%
22502520 71010 55100 Off Supp	.00	150.00	150.00	28.41	150.00	500.00	233.3%
22502520 71017 55100 Postage	.00	100.00	100.00	.00	100.00	200.00	100.0%
22502520 79020 55100 Loans	214,979.00	150,000.00	298,200.00	217,122.11	150,000.00	324,150.00	8.7%
22502520 89154 55100 To CdeEnfr	15,475.83	11,000.00	11,000.00	8,972.17	11,000.00	16,000.00	45.5%
TOTAL IHDA Fund	2,332.77	.00	.00	80,968.16	.00	.00	.0%
TOTAL REVENUE	-237,224.98	-239,760.00	-389,760.00	-194,737.53	-236,000.00	-415,000.00	.0%
TOTAL EXPENSE	239,557.75	239,760.00	389,760.00	275,705.69	236,000.00	415,000.00	.0%
GRAND TOTAL	2,332.77	.00	.00	80,968.16	.00	.00	.0%

# CITY OF BLOOMINGTON, IL

## PROJECTION 20265 / BUDGET ENTRY FUTURE YRS REPORT

ORG	OBJECT PROJ	DESC	2027	2028	2029	2030
2250	IHDA Fund					
22502520	53120 55100	St Grants	-200,000.00	-350,000.00	-200,000.00	-350,000.00
22502520	53120 56100	St Grants	-70,000.00	-70,000.00	-70,000.00	-70,000.00
22502520	70530 55100	RepMaint O	1,800.00	1,800.00	1,800.00	1,800.00
22502520	70610 55100	Advertise	500.00	2,000.00	500.00	2,000.00
22502520	70642 55100	Recdg Fee	200.00	300.00	200.00	300.00
22502520	70651 56100	Demolition	65,000.00	65,000.00	65,000.00	65,000.00
22502520	70690 55100	Purch Serv	5,000.00	5,000.00	5,000.00	5,000.00
22502520	70690 56100	Purch Serv	5,000.00	5,000.00	5,000.00	5,000.00
22502520	71010 55100	Off Supp	250.00	500.00	250.00	500.00
22502520	71017 55100	Postage	100.00	100.00	100.00	100.00
22502520	79020 55100	Loans	182,150.00	322,300.00	180,150.00	322,300.00
22502520	89154 55100	To CdeEnfr	10,000.00	18,000.00	12,000.00	18,000.00
TOTAL IHDA Fund			.00	.00	.00	.00
TOTAL REVENUE			-270,000.00	-420,000.00	-270,000.00	-420,000.00
TOTAL EXPENSE			270,000.00	420,000.00	270,000.00	420,000.00
GRAND TOTAL			.00	.00	.00	.00



## Purpose

The mission of the Bloomington Public Library is to provide our diverse community with a helpful and welcoming place that offers equitable access to the world of ideas and information and supports lifelong learning. The Bloomington Public Library serves the residents of Bloomington and, by contract, the Golden Prairie Public Library District. It is governed by a nine-member Board of Trustees appointed by the Mayor. The Library Board appoints the Library Director, sets the policies for the Library, and approves the budget and all expenditures for the Library.

## Authorization

The Illinois Local Library Act (75 ILCS 5/4) summarizes the powers and responsibilities of Library boards of trustees.

## Vision Statement

To enrich and inspire our diverse and evolving community.

## FY 2026 Budget & Program Highlights

- The Library revenue amount from the City property tax levy requested is \$6,827,275, including \$1,085,000 for the bond repayment. This levy is a 3.76% increase from last year's requested amount and a decrease from last year's tax rate.
- The Library continues to offer a variety of services, which include traditional physical item checkout, digital item checkouts, access to technology, and free programs. These services continue to not only be popular but to impact lives!
- 86% of the Library's funding is from the property tax levy. The remaining 14% is from the Golden Prairie Public Library District contract, replacement taxes, donations, state grants, fees, and other revenue sources including a successful Book Shop.
- Year after year, the Library staff and the Library Board have continued to run an efficient budget by looking for ways to reduce expenses and to do more with less. In FY25, this included saving approximately \$200,000 by having staff move the library collection during the expansion/renovation rather than hiring specialized library movers.

## Funding Source

Proposed for FY 2026, Property Taxes 86.26%, Golden Prairie Library District 6.32%, Replacement Tax 4.11%, and Grants, Fees, Fines and Other 3.31%.

## What we Accomplished in FY 2025

On August 1, 2024, following 26 months of construction – a time in which much planning and care was taken to continuously offer full library services in half the accustomed space – a ribbon-cutting ceremony was held to help officially introduce the public to its newly expanded and renovated state-of-the-art library. This awe-inspiring facility offers some great new spaces, including an Innovation Lab, two Recording

Studios, nine Study Rooms (including a 12-person Conference Room), three Community Rooms, a Discovery Zone play area for kids, a permanent Drive-Up Window, and more. The construction project added more than 21,000 square feet to the library's current footprint and saw the renovation of more than 57,000 square feet of existing space. The new technologies and new spaces available to the library's 33,652 cardholders and more than 70 community partners is already presenting new a world of possibilities.

At 50% of the way through the year:

- 644,909 items have been checked out.
- 14,158 individuals have logged onto a public access computer and 17,321 have used the Library Wi-Fi.
- 35,665 people have participated in library programs and activities.
- 5,330 people participated in the library's summer reading program.
- 215 people have been trained on how to use equipment in the library's new innovation lab
- 110,788 people have visited the Library and the Bookmobile.
- 35,732 residents of Bloomington, or about 45.4%, have Library cards.
- The Library has continued to work with Unit 5 and District 87 to provide Library cards to every Bloomington student in the districts Bloomington student in the districts.
- The Library partnered with District 87 to serve as a Free Summer Lunch site, serving 2,222 lunches.
- The Library added 592 solar panels to the roof via the Illinois Solar for All program.

These accomplishments demonstrate that staff are delivering friendly, helpful service to our customers and offering the materials they want in an inviting environment.

## Budgetary Fund Balance

Library	FY 2024 (audited)	FY 2025 (Projected)	FY 2026 (Projected)
<b>Budgetary Fund Balance (2310, 2320)</b>	\$5,887,721	\$5,866,879	\$5,615,879

## Performance Measurements

Library	FY 2024 Actual	FY 2025 Adopted Budget	FY 2025 Projected	FY 2026 Adopted Budget
<b>Inputs:</b>				
Number of Full Time Employees	48	49	49	49
Department Expenditures	8,046,408	7,743,653	7,692,073	7,914,956
<b>Outputs:</b>				
Visitors to the Library	134,619	350,000	194,000	250,000
Visitors to the Bookmobile	13,568	15,000	14,000	14,100
Items Circulated	971,039	1,200,000	1,282,000	1,300,000
Cardholders	32,568	35,000	36,000	37,000
Total Items in Collection	259,371	275,000	260,000	261,000
Questions Answered	32,587	35,000	48,000	50,000
Library Programs	413	500	700	850
Attendance	36,722	35,000	74,000	75,000
Summer Reading Program Completed	3,909	4,000	5,330	5,400

Contacts with Community Groups(attendance)	18,647	24,000	13,000	13,500
Events with Community Groups	289	450	200	220
Computer use	13,980	15,000	32,000	32,500
Wi-Fi use	19,231	20,000	39,000	40,000
Website Hits	581,068	525,000	900,000	950,000
Online Resource (databases) uses	179,300	190,000	148,000	149,000
Training Hours	1,516	1,720	2,000	2,200
Volunteer Hours	76	500	600	650

## Challenges

The Library's long-standing challenges have been solved with the completion of the expansion and renovation project! The new, but exciting challenge is to "grow" into the new spaces – developing programs and services that maximize the investment that the community has made in the library building.

## Library Funds

In 2010, the Board of Trustees passed a resolution establishing two special revenue funds (Capital Reserve Fund and Fixed Asset Fund) and a policy regarding the Maintenance & Operating Fund. Following is a synopsis of the three funds:

- The Maintenance and Operating Fund is used to hold the monies needed for operation of the Library and a target of 25% of the annual operating budget is set aside as working cash and to cover unanticipated emergencies.
- The Fixed Asset Fund is restricted for fixed asset items such as replacement of computers, the Bookmobile, shelving, and furniture.
- The Capital Reserve Fund is the library's "savings account" for the future to pay for major repairs to the existing library building.

# CITY OF BLOOMINGTON, IL

## NEXT YEAR / CURRENT YEAR BUDGET ANALYSIS

PROJECTION: 20265 FY 2026 BUDGET MASTER LEVEL 5

ACCOUNTS FOR:

Library Maint & Operation			2024 ACTUAL	2025 ORIG BUD	2025 REVISED BUD	2025 ACTUAL	2025 PROJECTION	2026 ADOPTED	PCT CHANGE
23103100	40000	Use Fund B	.00	.00	.00	.00	.00	.00	.0%
23103100	50190	PTx Other	-5,149,035.32	-5,495,000.00	-5,495,000.00	-5,485,602.56	-5,495,000.00	-5,742,275.00	4.5%
23103100	50190	11000 PTx Other	-1,077,344.72	-1,085,000.00	-1,085,000.00	-1,083,144.45	-1,085,000.00	-1,085,000.00	.0%
23103100	53020	Replace Tx	-130,400.00	-424,600.00	-424,600.00	-183,788.05	-150,000.00	-325,628.00	-23.3%
23103100	53120	10000 St Grants	-116,053.00	-116,053.00	-116,053.00	-116,839.80	-116,053.00	-116,053.00	.0%
23103100	53120	10002 St Grants	.00	.00	.00	.00	.00	.00	.0%
23103100	53120	11000 St Grants	-4,261,748.30	.00	.00	-2,130,874.15	.00	.00	.0%
23103100	53120	11200 St Grants	.00	.00	.00	.00	.00	.00	.0%
23103100	53370	GP Lib Dst	-436,838.22	-495,000.00	-495,000.00	-495,903.14	-495,000.00	-500,000.00	1.0%
23103100	54490	10000 LibFee Rtl	-9,382.01	-7,000.00	-7,000.00	-8,364.67	-9,000.00	-6,000.00	-14.3%
23103100	54720	10000 Copies	.00	.00	.00	.00	.00	.00	.0%
23103100	56010	Int Income	-181,566.75	-55,000.00	-55,000.00	-241,571.55	-200,000.00	-75,000.00	36.4%
23103100	56010	11000 Int Income	-365,839.23	.00	.00	-62,413.41	.00	.00	.0%
23103100	56020	Int Frm Tx	-89.53	.00	.00	-546.25	-20.00	.00	.0%
23103100	56020	11000 Int Frm Tx	-18.73	.00	.00	-107.86	.00	.00	.0%
23103100	57110	Prop Sale	.00	.00	.00	.00	.00	.00	.0%
23103100	57310	10000 Donations	-24,177.97	-25,000.00	-25,000.00	-49,632.75	-40,000.00	-25,000.00	.0%
23103100	57310	11000 Donations	-251,626.69	.00	.00	-7,743.65	.00	.00	.0%
23103100	57350	Priv Grant	-1,987.00	.00	.00	-2,000.00	-2,000.00	.00	.0%
23103100	57510	Bd Proceed	.00	.00	.00	.00	.00	.00	.0%
23103100	57510	11000 Bd Proceed	.00	.00	.00	.00	.00	.00	.0%
23103100	57511	Bond Prem	.00	.00	.00	.00	.00	.00	.0%
23103100	57985	Cash StOvr	.20	.00	.00	.00	.00	.00	.0%
23103100	57990	10000 Misc Rev	-28,320.80	-41,000.00	-41,000.00	-103,588.76	-100,000.00	-40,000.00	-2.4%
23103100	61100	Salary FT	2,586,601.35	2,977,625.00	2,977,625.00	2,082,649.19	2,480,000.00	3,013,425.00	1.2%
23103100	61110	Salary PT	431,368.11	598,135.00	598,135.00	420,493.87	495,000.00	662,376.00	10.7%
23103100	61130	Salary SN	22,184.44	101,224.00	101,224.00	45,436.31	78,000.00	95,120.00	-6.0%
23103100	61150	Salary OT	15.41	100.00	100.00	28.77	100.00	100.00	.0%
23103100	61190	Othr Salry	8,370.14	20,000.00	20,000.00	623.86	10,000.00	25,000.00	25.0%
23103100	62100	Dental Enh	8,016.50	10,463.00	10,463.00	4,514.04	5,500.00	7,000.00	-33.1%
23103100	62101	Dental Ins	.00	.00	.00	.00	.00	.00	.0%
23103100	62102	Vision Ins	.00	.00	.00	.00	.00	.00	.0%
23103100	62104	BCBS 400	.00	.00	.00	.00	.00	.00	.0%
23103100	62106	HAMP-HMO	.00	.00	.00	.00	.00	.00	.0%
23103100	62108	ENHBCBSPP0	.00	.00	.00	.00	.00	.00	.0%
23103100	62109	ENH HMO	6,556.32	6,765.00	6,765.00	4,982.67	6,200.00	7,000.00	3.5%
23103100	62110	Group Life	3,009.60	3,293.00	3,293.00	2,270.00	3,000.00	3,400.00	3.2%
23103100	62111	Enh Vision	2,874.99	3,227.00	3,227.00	2,219.24	3,000.00	3,500.00	8.5%
23103100	62113	BCBS 60/12	211,370.79	276,166.00	276,166.00	146,845.35	175,000.00	228,000.00	-17.4%
23103100	62114	BCBS HSA	95,316.50	88,549.00	88,549.00	90,893.69	109,000.00	119,000.00	34.4%
23103100	62115	RHS Contrb	8,496.34	8,200.00	8,200.00	7,324.98	8,200.00	8,600.00	4.9%
23103100	62116	HSA City	22,846.02	15,800.00	15,800.00	.00	21,600.00	22,000.00	39.2%
23103100	62117	DentalPPO	1,134.62	.00	.00	2,316.54	3,000.00	3,600.00	.0%

# CITY OF BLOOMINGTON, IL

## NEXT YEAR / CURRENT YEAR BUDGET ANALYSIS

ACCOUNTS FOR:			PROJECTION: 20265 FY 2026 BUDGET MASTER LEVEL 5					
Library Maint & Operation	2024 ACTUAL	2025 ORIG BUD	2025 REVISED BUD	2025 ACTUAL	2025 PROJECTION	2026 ADOPTED	PCT CHANGE	
23103100 62118	ID Protect	207.48	.00	.00	486.78	700.00	750.00	.0%
23103100 62120	IMRF	182,124.70	223,322.00	223,322.00	155,247.22	185,000.00	221,000.00	-1.0%
23103100 62130	FICA	180,603.63	227,973.00	227,973.00	153,206.20	200,000.00	235,000.00	3.1%
23103100 62140	Medicare	42,238.71	53,316.00	53,316.00	35,831.23	45,000.00	55,000.00	3.2%
23103100 62150	UnEmpl Ins	.00	.00	.00	.00	.00	.00	.0%
23103100 62160	Work Comp	16,599.00	26,490.00	26,490.00	15,486.00	26,490.00	30,000.00	13.3%
23103100 62190	Uniforms	698.03	1,200.00	1,200.00	1,416.62	1,200.00	1,500.00	25.0%
23103100 62200	Hlth Fac	.00	.00	.00	.00	.00	.00	.0%
23103100 62210	Tuit Reimb	.00	3,000.00	3,000.00	.00	.00	3,000.00	.0%
23103100 62990	Othr Ben	34,254.87	37,383.00	37,383.00	73,421.22	68,000.00	25,000.00	-33.1%
23103100 70051	A&E Cap	.00	.00	.00	.00	10,426.25	.00	.0%
23103100 70051 11000	A&E Cap	85,563.64	.00	.00	.00	.00	.00	.0%
23103100 70095	CC Fees	.00	.00	.00	.00	.00	.00	.0%
23103100 70220	Oth PT Sv	.00	.00	.00	.00	.00	.00	.0%
23103100 70420 10000	Rentals	14,415.38	17,000.00	17,000.00	13,670.08	18,300.00	17,000.00	.0%
23103100 70510 10000	RepMaint B	66,544.12	130,000.00	130,000.00	68,567.03	130,000.00	135,000.00	3.8%
23103100 70510 10002	RepMaint B	.00	.00	.00	.00	.00	.00	.0%
23103100 70510 11000	RepMaint B	.00	.00	.00	.00	.00	.00	.0%
23103100 70520 10000	RepMaint V	19,835.60	21,000.00	21,000.00	13,363.12	21,000.00	23,000.00	9.5%
23103100 70530 10000	RepMaint O	166,736.73	185,000.00	185,000.00	93,219.29	185,000.00	195,000.00	5.4%
23103100 70540	RepMt Othr	.00	.00	.00	.00	.00	.00	.0%
23103100 70590	Oth Repair	.00	.00	.00	.00	.00	.00	.0%
23103100 70610 10000	Advertise	27,154.97	47,000.00	47,000.00	16,840.13	47,000.00	50,000.00	6.4%
23103100 70611 10000	PrintBind	15,508.69	35,000.00	35,000.00	18,690.28	35,000.00	25,000.00	-28.6%
23103100 70630 10000	Travel	985.30	1,000.00	1,000.00	664.93	1,000.00	1,500.00	50.0%
23103100 70631 10000	Dues	3,899.56	4,000.00	4,000.00	1,824.00	1,000.00	4,000.00	.0%
23103100 70632 10000	Pro Develp	5,021.45	10,000.00	10,000.00	9,073.24	10,000.00	11,000.00	10.0%
23103100 70690 10000	Purch Serv	114,942.80	120,000.00	109,000.00	154,677.02	225,000.00	175,000.00	60.6%
23103100 70690 10002	Purch Serv	.00	.00	.00	.00	.00	.00	.0%
23103100 70690 11000	Purch Serv	58,695.77	.00	11,000.00	8,295.00	.00	.00	.0%
23103100 70690 11200	Purch Serv	.00	.00	.00	.00	.00	.00	.0%
23103100 70714	Prop Claim	.00	.00	.00	.00	.00	.00	.0%
23103100 70715	Veh Claim	.00	.00	.00	.00	.00	.00	.0%
23103100 70790	Other Ins	48,191.14	50,000.00	50,000.00	52,516.41	50,000.00	54,000.00	8.0%
23103100 71010 10000	Off Supp	9,254.24	10,000.00	10,000.00	11,330.69	16,000.00	11,000.00	10.0%
23103100 71010 11000	Off Supp	185,998.79	.00	15,756.00	1,392.08	811,000.00	.00	.0%
23103100 71010 70000	Off Supp	.00	.00	.00	.00	.00	.00	.0%
23103100 71013	Com Supp	89,145.44	86,000.00	74,750.00	59,344.29	89,000.00	88,000.00	17.7%
23103100 71013 11200	Com Supp	.00	.00	.00	.00	.00	.00	.0%
23103100 71015	Copy Supp	.00	.00	.00	.00	.00	.00	.0%
23103100 71017	Postage	2,336.11	2,000.00	2,000.00	8,335.33	4,000.00	2,500.00	25.0%
23103100 71020 10000	Lib Supp	42,213.66	60,000.00	55,494.00	42,531.99	59,434.75	81,000.00	46.0%
23103100 71024	Janit Supp	17,964.15	25,000.00	25,000.00	14,478.76	25,000.00	51,000.00	104.0%
23103100 71070	Fuel	5,144.13	6,000.00	6,000.00	4,369.47	6,200.00	6,000.00	.0%

# CITY OF BLOOMINGTON, IL

## NEXT YEAR / CURRENT YEAR BUDGET ANALYSIS

ACCOUNTS FOR:			2024	2025	2025	2025	2025	2026	PCT
Library	Maint & Operation		ACTUAL	ORIG BUD	REVISED BUD	ACTUAL	PROJECTION	ADOPTED	CHANGE
23103100	71080	Maint Supp	9,795.93	14,000.00	14,000.00	4,543.39	14,000.00	15,500.00	10.7%
23103100	71310	Natural Gs	16,281.59	40,000.00	40,000.00	13,927.24	20,000.00	40,000.00	.0%
23103100	71320	Electricity	93,054.80	150,000.00	150,000.00	87,058.73	125,000.00	150,000.00	.0%
23103100	71330	Water	5,836.15	7,000.00	7,000.00	7,772.06	8,000.00	8,000.00	14.3%
23103100	71340	10000 Telecom	53,939.64	50,000.00	50,000.00	34,228.70	50,000.00	52,000.00	4.0%
23103100	71410	Books	65.85	500.00	500.00	492.62	500.00	500.00	.0%
23103100	71411	NTMaterial	.00	.00	.00	.00	.00	.00	.0%
23103100	71411	10000 NTMaterial	3,127.09	5,000.00	5,000.00	3,340.02	5,000.00	5,200.00	4.0%
23103100	71420	Periodicls	21,306.90	18,000.00	18,000.00	15,872.45	20,000.00	20,000.00	11.1%
23103100	71430	Adlt Books	140,904.44	165,000.00	165,000.00	85,562.34	137,000.00	170,000.00	3.0%
23103100	71440	Chld Books	71,956.23	130,000.00	130,000.00	65,078.65	103,000.00	135,000.00	3.8%
23103100	71450	Extensn	.00	.00	.00	.00	.00	.00	.0%
23103100	71460	Stng Ordr	.00	.00	.00	.00	.00	.00	.0%
23103100	71470	AV Matr'l	66,352.15	90,000.00	90,000.00	47,912.25	65,000.00	87,000.00	-3.3%
23103100	71480	PA Matr'l	102,694.77	128,000.00	128,000.00	79,795.44	107,000.00	131,000.00	2.3%
23103100	71490	Ebook	245,714.11	270,000.00	270,000.00	149,234.89	270,000.00	300,000.00	11.1%
23103100	72520	11000 Buildings	1,270,427.11	.00	.00	37,658.91	.00	.00	.0%
23103100	73401	Lease Prin	.00	.00	.00	.00	.00	.00	.0%
23103100	73701	Lease Int	.00	.00	.00	.00	.00	.00	.0%
23103100	74990	Othr Intst	.00	.00	.00	.00	.00	.00	.0%
23103100	79120	10000 Emp Relatn	10,298.41	3,500.00	3,500.00	5,475.76	12,000.00	5,100.00	45.7%
23103100	79180	Bnd Iss Cs	.00	.00	.00	.00	.00	.00	.0%
23103100	79196	ContrbtoFB	.00	94,200.00	94,200.00	.00	.00	.00	.0%
23103100	79990	10000 Othr Exp	8,756.89	8,222.00	8,222.00	5,400.90	8,222.00	11,285.00	37.3%
23103100	79997	PCHOLDING	.00	.00	.00	.00	.00	.00	.0%
23103100	85233	FR Lib FA	.00	-6,000.00	-6,000.00	.00	-6,000.00	.00	.0%
23103100	89112	To Gen ERI	.00	.00	.00	.00	.00	.00	.0%
23103100	89237	To LibFA	.00	.00	.00	.00	.00	.00	.0%
23103100	89301	To GBI	1,081,456.26	1,085,000.00	1,085,000.00	1,083,081.26	1,085,000.00	1,085,000.00	.0%
23103100	89411	To Lib Cap	.00	.00	.00	.00	.00	.00	.0%
TOTAL Library Maint & Operat			-3,988,020.53	.00	.00	-4,406,808.52	.00	.00	.0%
TOTAL REVENUE			-12,034,428.07	-7,749,653.00	-7,749,653.00	-9,972,121.05	-7,698,073.00	-7,914,956.00	.0%
TOTAL EXPENSE			8,046,407.54	7,749,653.00	7,749,653.00	5,565,312.53	7,698,073.00	7,914,956.00	.0%
GRAND TOTAL			-3,988,020.53	.00	.00	-4,406,808.52	.00	.00	.0%

# CITY OF BLOOMINGTON, IL

## PROJECTION 20265 / BUDGET ENTRY FUTURE YRS REPORT

ORG	OBJECT PROJ	DESC	2027	2028	2029	2030
23103100		Library Operations				
23103100	50190	PTx Other	-5,914,543.00	-6,091,980.00	-6,274,739.00	-6,452,981.00
23103100	50190 11000	PTx Other	-1,085,000.00	-1,085,000.00	-1,085,000.00	-1,085,000.00
23103100	53020	Replace Tx	-300,000.00	-300,000.00	-300,000.00	-300,000.00
23103100	53120 10000	St Grants	-116,053.00	-116,053.00	-116,053.00	-116,053.00
23103100	53370	GP Lib Dst	-525,000.00	-530,000.00	-535,000.00	-540,000.00
23103100	54490 10000	LibFee Rtl	-7,000.00	-7,100.00	-7,200.00	-7,300.00
23103100	56010	Int Income	-101,554.00	-100,000.00	-99,000.00	-98,000.00
23103100	57310 10000	Donations	-25,000.00	-20,000.00	-20,000.00	-15,000.00
23103100	57990 10000	Misc Rev	-50,000.00	-50,000.00	-50,000.00	-50,000.00
23103100	61100	Salary FT	3,103,828.00	3,196,942.00	3,292,851.00	3,391,636.00
23103100	61110	Salary PT	682,248.00	700,000.00	720,000.00	735,000.00
23103100	61130	Salary SN	97,974.00	95,000.00	95,000.00	95,000.00
23103100	61150	Salary OT	100.00	100.00	100.00	100.00
23103100	61190	Othr Salry	20,000.00	20,000.00	20,000.00	20,000.00
23103100	62100	Dental Enh	8,000.00	8,800.00	9,600.00	10,000.00
23103100	62109	ENH HMO	8,000.00	8,800.00	9,600.00	10,000.00
23103100	62110	Group Life	3,700.00	3,800.00	3,800.00	3,900.00
23103100	62111	Enh Vision	3,900.00	4,000.00	4,100.00	4,200.00
23103100	62113	BCBS 60/12	240,000.00	245,000.00	250,000.00	255,000.00
23103100	62114	BCBS HSA	130,900.00	132,000.00	134,000.00	136,000.00
23103100	62115	RHS Contrb	8,800.00	9,000.00	9,000.00	9,200.00
23103100	62116	HSA City	25,000.00	25,000.00	25,000.00	25,000.00
23103100	62117	DentalPPO	3,900.00	4,000.00	4,100.00	4,100.00
23103100	62118	ID Protect	800.00	810.00	825.00	835.00
23103100	62120	IMRF	228,000.00	230,000.00	235,000.00	240,000.00
23103100	62130	FICA	243,000.00	246,000.00	249,000.00	250,000.00
23103100	62140	Medicare	57,000.00	59,000.00	61,000.00	61,000.00
23103100	62160	Work Comp	35,000.00	35,000.00	40,000.00	40,000.00
23103100	62190	Uniforms	1,700.00	1,700.00	1,700.00	1,700.00
23103100	62210	Tuit Reimb	3,000.00	2,000.00	2,000.00	2,000.00
23103100	62990	Othr Ben	25,000.00	25,000.00	25,000.00	25,000.00
23103100	70420 10000	Rentals	18,000.00	18,000.00	18,000.00	18,000.00
23103100	70510 10000	RepMaint B	137,000.00	140,000.00	143,000.00	150,000.00
23103100	70520 10000	RepMaint V	25,000.00	26,000.00	27,000.00	28,000.00
23103100	70530 10000	RepMaint O	197,000.00	199,000.00	199,000.00	200,000.00
23103100	70610 10000	Advertise	50,000.00	52,000.00	52,000.00	54,000.00
23103100	70611 10000	PrintBind	26,000.00	26,000.00	27,000.00	27,000.00
23103100	70630 10000	Travel	1,600.00	1,700.00	1,700.00	1,800.00
23103100	70631 10000	Dues	3,000.00	3,000.00	3,000.00	3,000.00
23103100	70632 10000	Pro Develp	13,000.00	13,000.00	14,000.00	15,000.00
23103100	70690 10000	Purch Serv	177,000.00	180,000.00	179,000.00	185,000.00
23103100	70790	Other Ins	55,000.00	56,000.00	56,000.00	56,000.00
23103100	71010 10000	Off Supp	12,000.00	12,000.00	12,000.00	13,000.00
23103100	71013	com Supp	90,000.00	92,000.00	94,000.00	97,000.00
23103100	71017	Postage	3,000.00	4,000.00	4,000.00	5,000.00
23103100	71020 10000	Lib Supp	81,000.00	85,000.00	83,000.00	85,000.00
23103100	71024	Janit Supp	51,000.00	54,000.00	51,000.00	53,000.00
23103100	71070	Fuel	7,000.00	7,200.00	7,400.00	7,500.00
23103100	71080	Maint Supp	17,000.00	17,000.00	17,000.00	17,000.00

# CITY OF BLOOMINGTON, IL

## PROJECTION 20265 / BUDGET ENTRY FUTURE YRS REPORT

ORG	OBJECT PROJ	DESC	2027	2028	2029	2030
23103100	71310	Natural Gs	43,000.00	45,000.00	47,000.00	49,000.00
23103100	71320	Electricity	153,000.00	155,000.00	160,000.00	165,000.00
23103100	71330	Water	9,000.00	9,500.00	10,000.00	10,500.00
23103100	71340 10000	Telecom	53,000.00	54,000.00	55,000.00	56,000.00
23103100	71410	Books	700.00	700.00	700.00	700.00
23103100	71411 10000	NTMaterial	6,000.00	6,000.00	6,500.00	7,000.00
23103100	71420	Periodicls	22,000.00	22,000.00	22,000.00	22,000.00
23103100	71430	Adlt Books	175,000.00	181,000.00	190,000.00	195,000.00
23103100	71440	Chld Books	139,000.00	143,000.00	150,000.00	152,000.00
23103100	71470	AV Matr1	87,000.00	87,000.00	87,000.00	87,000.00
23103100	71480	PA Matr1	133,000.00	136,000.00	142,000.00	148,000.00
23103100	71490	Ebook	310,000.00	320,000.00	327,000.00	335,000.00
23103100	79120 10000	Emp Relatn	5,000.00	5,000.00	7,000.00	5,000.00
23103100	79990 10000	Othr Exp	10,000.00	13,081.00	18,016.00	12,163.00
23103100	89301	To GBI	1,085,000.00	1,085,000.00	1,085,000.00	1,085,000.00
TOTAL 23103100 Library Operations			.00	.00	.00	.00
TOTAL REVENUE			-8,124,150.00	-8,300,133.00	-8,486,992.00	-8,664,334.00
TOTAL EXPENSE			8,124,150.00	8,300,133.00	8,486,992.00	8,664,334.00
GRAND TOTAL			.00	.00	.00	.00

# CITY OF BLOOMINGTON, IL

## NEXT YEAR / CURRENT YEAR BUDGET ANALYSIS

PROJECTION: 20265 FY 2026 BUDGET MASTER LEVEL 5									
ACCOUNTS FOR:									
Library FA Replacement	2024 ACTUAL	2025 ORIG BUD	2025 REVISED BUD	2025 ACTUAL	2025 PROJECTION	2026 ADOPTED	PCT CHANGE		
23203200 40000 Use Fund B	.00	-81,000.00	-81,000.00	.00	-20,842.00	-251,000.00	209.9%		
23203200 56010 Int Income	-69,336.34	-25,000.00	-25,000.00	-51,953.29	-70,000.00	-70,000.00	180.0%		
23203200 57310 Donations	-5,995.00	.00	.00	.00	.00	.00	.0%		
23203200 72110 CO Office	.00	.00	6,000.00	5,933.84	.00	.00	.0%		
23203200 72120 CO Comp Eq	.00	34,000.00	28,000.00	18,841.94	18,842.00	.00	.0%		
23203200 72130 CO Lcn Veh	.00	56,000.00	56,000.00	.00	56,000.00	.00	.0%		
23203200 72140 CO Other	13,847.00	10,000.00	10,000.00	.00	10,000.00	321,000.00	3110.0%		
23203200 89231 To Library	.00	6,000.00	6,000.00	.00	6,000.00	.00	.0%		
TOTAL Library FA Replacement	-61,484.34	.00	.00	-27,177.51	.00	.00	.0%		
TOTAL REVENUE	-75,331.34	-106,000.00	-106,000.00	-51,953.29	-90,842.00	-321,000.00	.0%		
TOTAL EXPENSE	13,847.00	106,000.00	106,000.00	24,775.78	90,842.00	321,000.00	.0%		
GRAND TOTAL	-61,484.34	.00	.00	-27,177.51	.00	.00	.0%		

# CITY OF BLOOMINGTON, IL

## PROJECTION 20265 / BUDGET ENTRY FUTURE YRS REPORT

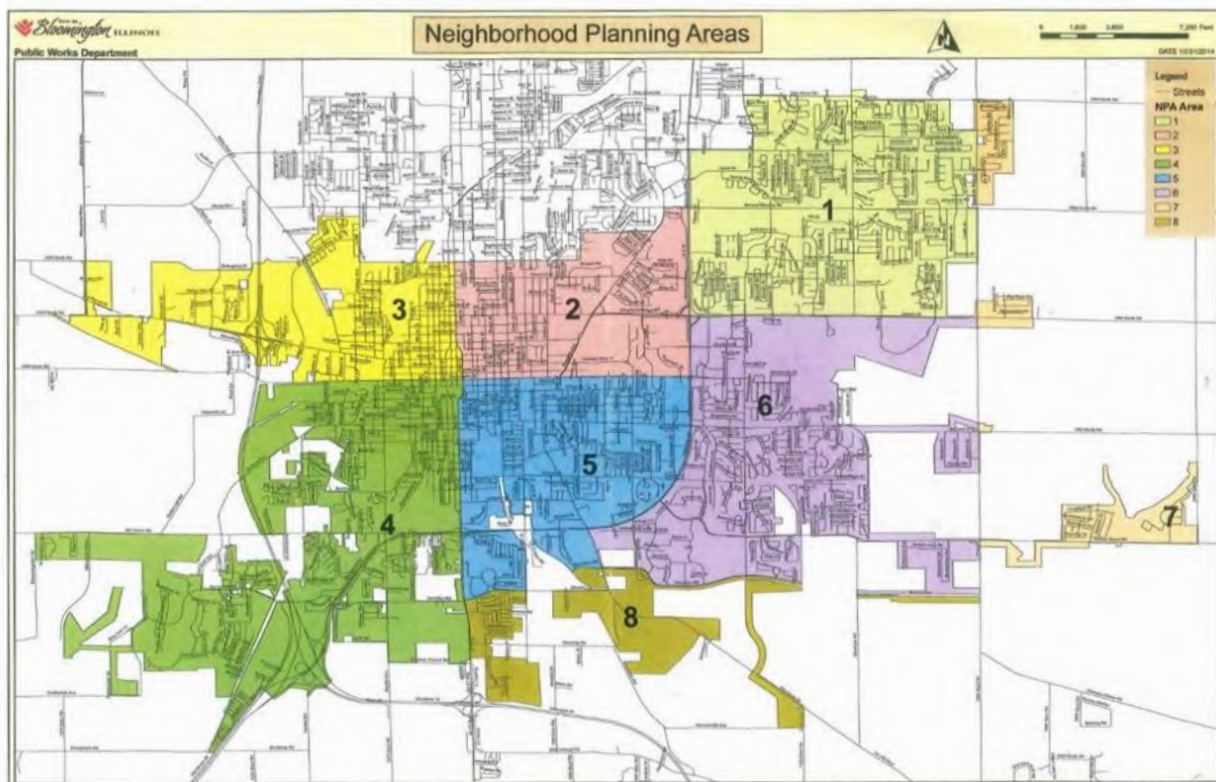
ORG	OBJECT PROJ	DESC	2027	2028	2029	2030
<b>23203200 Library Fixed Assets</b>						
23203200	40000	Use Fund B	.00	.00	-49,055.00	-344,600.00
23203200	56010	Int Income	-70,000.00	-70,000.00	-70,000.00	-70,000.00
23203200	72120	CO Comp Eq	.00	.00	119,055.00	9,000.00
23203200	72130	CO Lcn Veh	.00	.00	.00	262,500.00
23203200	72140	CO Other	.00	10,000.00	.00	143,100.00
23203200	79196	ContrbtoFB	70,000.00	60,000.00	.00	.00
<b>TOTAL 23203200 Library Fixed Assets</b>			<b>.00</b>	<b>.00</b>	<b>.00</b>	<b>.00</b>
<b>TOTAL REVENUE</b>			<b>-70,000.00</b>	<b>-70,000.00</b>	<b>-119,055.00</b>	<b>-414,600.00</b>
<b>TOTAL EXPENSE</b>			<b>70,000.00</b>	<b>70,000.00</b>	<b>119,055.00</b>	<b>414,600.00</b>
<b>GRAND TOTAL</b>			<b>.00</b>	<b>.00</b>	<b>.00</b>	<b>.00</b>

# PARK DEDICATION 2410



## Purpose

The Park Dedication Fund is used to account for developer payments made to the City (per City Code) to provide park facilities when a subdivision is developed. The funds ensure as areas are developed, we have green space within those areas for community use. Within the Park Dedication Fund, the City is divided into 8 Neighborhood Planning Areas. This ensures the funds are expensed in the area of development. The cash contribution in lieu of park and recreation land dedication are held in trust by the City or another public body designated by the City, solely for the acquisition and development of park and recreation land. Funds are available to serve the immediate or future needs of the residents of a subdivision or for the improvement of other existing local park and recreational land which already serves such areas.



## History of the Fund?

- GASB 54 – In FY 2012, the City implemented Governmental Accounting Standards Board Statement 54. This Statement reinforced the City's assumption that this fund should be classified as a special revenue fund.

## FY 2026 Budget & Program Highlights

- Nothing anticipated at this time.

## What we accomplished in FY 2025

- The Miller Park Master Plan RFQ was released in September 2024. Proposals were due in October 2024. Review is underway and we anticipate interviews will take place in November 2024. The timeline for the completion of the master plan design is July of 2025.
- We were able to install a generator in the Katthoefer animal building and rainforest to ensure the building has emergency power in the event of a power loss. Having this emergency powers is critical for the life safety of the animal species housed in this building.

## Funding Source

Developer payments, grant funds, land payments, and donations.

## Budgetary Fund Balance

Park Dedication Fund	FY 2024 (audited)	FY 2025 (Projected)	FY 2026 (Projected)
<b>Budgetary Fund Balance</b>	\$885,317	\$617,312	\$626,845

## Challenges

While the Park Dedication land and money is important it does not cover the costs of developing the park and the services that are needed for a park such as streets, sewers, etc.

## Fun Facts

There are additional dollars available in some ancillary accounts that are not tied into the NPA areas. It is money that has been designated to Recreation, Parks, Miller Park Zoo, and the Bloomington Ice Center.

# CITY OF BLOOMINGTON, IL

## NEXT YEAR / CURRENT YEAR BUDGET ANALYSIS

PROJECTION: 20265 FY 2026 BUDGET MASTER LEVEL 5

ACCOUNTS FOR:

Park Dedication	2024 ACTUAL	2025 ORIG BUD	2025 REVISED BUD	2025 ACTUAL	2025 PROJECTION	2026 ADOPTED	PCT CHANGE
24104100 40000 Use Fund B	.00	-363,982.00	-363,982.00	.00	-268,005.00	.00	.0%
24104100 56010 Int Income	-32,955.40	-20,000.00	-20,000.00	-27,757.23	-25,000.00	-15,000.00	-25.0%
24104100 56110 UR GainLs	.00	-730.00	-730.00	.00	-730.00	-730.00	.0%
24104100 57310 Donations	-300.00	-500.00	-500.00	.00	-300.00	-300.00	-40.0%
24104100 57320 POwn Contr	-20,756.07	-18,503.00	-18,503.00	-12,229.04	-21,480.00	-18,503.00	.0%
24104100 70051 A&E Cap	.00	125,000.00	125,000.00	183.33	66,000.00	.00	.0%
24104100 70590 Oth Repair	174.75	10,000.00	10,000.00	.00	300.00	5,000.00	-50.0%
24104100 72620 OCap Imprv	.00	248,715.00	248,715.00	.00	248,715.00	.00	.0%
24104100 79196 ContrbtoFB	.00	.00	.00	.00	.00	9,533.00	.0%
24104100 79990 Othr Exp	.00	20,000.00	20,000.00	.00	500.00	20,000.00	.0%
TOTAL Park Dedication	-53,836.72	.00	.00	-39,802.94	.00	.00	.0%
TOTAL REVENUE	-54,011.47	-403,715.00	-403,715.00	-39,986.27	-315,515.00	-34,533.00	.0%
TOTAL EXPENSE	174.75	403,715.00	403,715.00	183.33	315,515.00	34,533.00	.0%
GRAND TOTAL	-53,836.72	.00	.00	-39,802.94	.00	.00	.0%

# CITY OF BLOOMINGTON, IL

## PROJECTION 20265 / BUDGET ENTRY FUTURE YRS REPORT

ORG	OBJECT PROJ	DESC	2027	2028	2029	2030
24104100	Park Dedi cati on					
24104100	40000	Use Fund B	-2,467.00	-2,367.00	-2,267.00	-2,267.00
24104100	56010	Int Income	-3,000.00	-3,000.00	-3,000.00	-3,000.00
24104100	56110	UR GainLs	-730.00	-730.00	-730.00	-730.00
24104100	57310	Donations	-300.00	-400.00	-500.00	-500.00
24104100	57320	Pown Contr	-18,503.00	-18,503.00	-18,503.00	-18,503.00
24104100	70590	Oth Repair	5,000.00	5,000.00	5,000.00	5,000.00
24104100	79196	ContribtoFB	.00	.00	.00	.00
24104100	79990	Othr Exp	20,000.00	20,000.00	20,000.00	20,000.00
TOTAL 24104100 Park Dedi cati on			.00	.00	.00	.00
TOTAL REVENUE			-25,000.00	-25,000.00	-25,000.00	-25,000.00
TOTAL EXPENSE			25,000.00	25,000.00	25,000.00	25,000.00
GRAND TOTAL			.00	.00	.00	.00

# EMPIRE STREET CORRIDOR TIF 2510



## Purpose

The Empire Street Corridor TIF Fund is used to track the expenses and revenues related to the Empire Street Corridor Redevelopment Project Area.

The intent of the TIF district is to induce development interest within this area and make improvements to public infrastructure.

## Authorization

The Ordinances which created the Empire Street Corridor Tax Increment Financing (TIF) District were adopted on February 22, 2016 (2016-8, 9, 10). This TIF District fund receives the incremental property tax revenue generated by the properties located within the TIF District's boundaries. The incremental property tax is the difference in property taxes between the value of the properties at the time of the formation of the TIF and the present-day value. All the incremental property taxes generated by the TIF (including incremental property tax that would have been paid to the City) are transferred into the TIF fund which is controlled by the City Council and can only be reinvested within the boundaries of the TIF District. The City and the other taxing districts continue to receive the portion of taxes calculated on the value of the property in the year the TIF was formed (the base year).

## FY 2026 Budget & Program Highlights

This fund will receive incremental property tax revenue in FY 2026.

## Funding Source

Incremental property tax revenue generated by the properties within the boundaries of the TIF District finance this fund. Additionally, municipal sales tax revenues from specific properties / retailers operating within the TIF District may also support Redevelopment Agreements entered between the City and private developers to support a public-private partnership.

## What we Accomplished in FY 2025

- Continued marketing of developable properties and vacant buildings available for new tenants.
- For more information about this TIF District, please visit <https://www.bloomingtonil.gov/business/economic-development/programs-and-incentives/tax-increment-financing-tif>

## Budgetary Fund Balance

Empire Street Corridor TIF	FY 2024 (audited)	FY 2025 (Projected)	FY 2026 (Projected)
<b>Budgetary Fund Balance</b>	\$803,235	\$1,143,299	\$1,515,166

## **Fun Facts**

The Illinois General Assembly passed the Illinois Tax Increment Allocation Redevelopment Act in 1977. Illinois was the 25th state to adopt this economic development mechanism.

# CITY OF BLOOMINGTON, IL

## NEXT YEAR / CURRENT YEAR BUDGET ANALYSIS

PROJECTION: 20265 FY 2026 BUDGET MASTER LEVEL 5									
ACCOUNTS FOR:									
Empire St Corridor TIF			2024 ACTUAL	2025 ORIG BUD	2025 REVISED BUD	2025 ACTUAL	2025 PROJECTION	2026 ADOPTED	PCT CHANGE
25105100	50190	PTx Other	-475,497.34	-558,496.81	-558,496.81	-549,210.90	-549,210.90	-605,402.98	8.4%
25105100	56010	Int Income	-36,121.02	-15,000.00	-15,000.00	-36,377.28	-30,000.00	-15,000.00	.0%
25105100	56020	Int Frm Tx	-8.27	.00	.00	-54.69	-54.69	.00	.0%
25105100	56110	UR GainLs	.00	-1,463.75	-1,463.75	.00	-1,463.75	-1,463.75	.0%
25105100	70010	Out Legal	.00	2,500.00	2,500.00	69.00	.00	2,500.00	.0%
25105100	70220	Oth PT Sv	.00	2,500.00	2,500.00	.00	.00	2,500.00	.0%
25105100	79070	32001 Rebate Col	205,348.56	245,000.00	245,000.00	.00	215,813.96	220,000.00	-10.2%
25105100	79070	32010 Rebate BWP	23,505.87	25,000.00	25,000.00	.00	24,850.92	25,000.00	.0%
25105100	79196	ContrbttoFB	.00	299,960.56	299,960.56	.00	340,064.46	371,866.73	24.0%
TOTAL Empire St Corridor TIF			-282,772.20	.00	.00	-585,573.87	.00	.00	.0%
TOTAL REVENUE			-511,626.63	-574,960.56	-574,960.56	-585,642.87	-580,729.34	-621,866.73	.0%
TOTAL EXPENSE			228,854.43	574,960.56	574,960.56	69.00	580,729.34	621,866.73	.0%
GRAND TOTAL			-282,772.20	.00	.00	-585,573.87	.00	.00	.0%

# CITY OF BLOOMINGTON, IL

## PROJECTION 20265 / BUDGET ENTRY FUTURE YRS REPORT

ORG	OBJECT PROJ	DESC	2027	2028	2029	2030
<b>25105100 Empire Street TIF</b>						
25105100	50190	PTx Other	-610,402.98	-615,402.98	-625,402.98	-635,402.98
25105100	56010	Int Income	-15,000.00	-15,000.00	-15,000.00	-15,000.00
25105100	56110	UR GainLs	-1,463.75	-1,463.75	-1,463.75	-1,463.75
25105100	70010	Out Legal	2,500.00	2,500.00	2,500.00	2,500.00
25105100	70220	Oth PT Sv	2,500.00	2,500.00	2,500.00	2,500.00
25105100	79070 32001	Rebate Col	220,000.00	225,000.00	225,000.00	230,000.00
25105100	79070 32010	Rebate BWP	25,500.00	25,500.00	26,000.00	26,000.00
25105100	79196	ContrbttoFB	376,366.73	376,366.73	385,866.73	390,866.73
<b>TOTAL 25105100 Empire Street TIF</b>			<b>.00</b>	<b>.00</b>	<b>.00</b>	<b>.00</b>
<b>TOTAL REVENUE</b>			<b>-626,866.73</b>	<b>-631,866.73</b>	<b>-641,866.73</b>	<b>-651,866.73</b>
<b>TOTAL EXPENSE</b>			<b>626,866.73</b>	<b>631,866.73</b>	<b>641,866.73</b>	<b>651,866.73</b>
<b>GRAND TOTAL</b>			<b>.00</b>	<b>.00</b>	<b>.00</b>	<b>.00</b>

# DOWNTOWN SOUTHWEST REDEVELOPMENT TIF 2520



## Purpose

The Downtown-Southwest TIF Fund is used to track the expenses and revenues related to the Downtown-Southwest Redevelopment Project Area.

The intent of the TIF district is to induce development interest within this area and make improvements to public infrastructure.

## Authorization

The Ordinances which created the Downtown-Southwest Redevelopment Tax Increment Financing (TIF) District were adopted on October 24, 2016 (2016-114, 115, 116). This TIF District fund receives the incremental property tax revenue generated by the properties located within the TIF District's boundaries. The incremental property tax is the difference in property taxes between the value of the properties at the time of the formation of the TIF and the present-day value. All the incremental property taxes generated by the TIF (including incremental property tax that would have been paid to the City) are transferred into the TIF fund which is controlled by the City Council and can only be reinvested within the boundaries of the TIF District. The City and the other taxing districts continue to receive the portion of taxes calculated on the value of the property in the year the TIF was formed or (the base year).

## FY 2026 Budget & Program Highlights

This fund will receive incremental property tax revenue in FY 2026.

## Funding Source

Incremental property tax revenue generated by the properties within the boundaries of the TIF District finance this fund. Additionally, municipal sales tax revenues from specific properties / retailers operating within the TIF District may also support Redevelopment Agreements entered between the City and private developers to support a public-private partnership.

## What we accomplished in FY 2025

- The Downtown Southwest TIF District was successfully dissolved by the Bloomington City Council on July 22, 2024, Ordinance 2024-054. The properties located in this TIF District were absorbed into the new Downtown TIF District.
- For more information about this TIF District, please visit <https://www.bloomingtonil.gov/business/economic-development/programs-and-incentives/tax-increment-financing-tif>

### Budgetary Fund Balance

Downtown Southwest Redevelopment TIF	FY 2024 (audited)	FY 2025 (Projected)	FY 2026 (Projected)
<b>Budgetary Fund Balance</b>	<b>-\$207,383</b>	<b>-\$190,477</b>	<b>-\$171,929</b>

### Fun Facts

The Illinois General Assembly passed the Illinois Tax Increment Allocation Redevelopment Act in 1977. Illinois was the 25th state to adopt this economic development mechanism.

The first TIF was used in California in 1952. By 2004, all 50 American states had authorized the use of TIF, except Arizona. The first TIF in Canada was used in 2007

# CITY OF BLOOMINGTON, IL

## NEXT YEAR / CURRENT YEAR BUDGET ANALYSIS

PROJECTION: 20265 FY 2026 BUDGET MASTER LEVEL 5

ACCOUNTS FOR:			2024	2025	2025	2025	2025	2026	PCT
Downtown-Southwest TIF			ACTUAL	ORIG BUD	REVISED BUD	ACTUAL	PROJECTION	ADOPTED	CHANGE
25205200	50190	PTx Other	-10,130.70	-29,508.38	-29,508.38	-15,904.34	-15,904.34	-18,548.15	-37.1%
25205200	56010	Int Income	-993.92	.00	.00	-1,190.86	-1,000.00	.00	.0%
25205200	56020	Int Frm Tx	-.18	.00	.00	-1.58	-1.58	.00	.0%
25205200	70010	Out Legal	.00	1,200.00	1,200.00	.00	.00	.00	.0%
25205200	70220	Oth PT Sv	.00	1,200.00	1,200.00	.00	.00	.00	.0%
25205200	79196	ContribtoFB	.00	27,108.38	27,108.38	.00	16,905.92	18,548.15	-31.6%
TOTAL Downtown-Southwest TIF			-11,124.80	.00	.00	-17,096.78	.00	.00	.0%
TOTAL REVENUE			-11,124.80	-29,508.38	-29,508.38	-17,096.78	-16,905.92	-18,548.15	.0%
TOTAL EXPENSE			.00	29,508.38	29,508.38	.00	16,905.92	18,548.15	.0%
GRAND TOTAL			-11,124.80	.00	.00	-17,096.78	.00	.00	.0%

# DOWNTOWN EAST WASHINGTON REDEVELOPMENT TIF 2530

## Purpose

The Downtown East Washington Street TIF Fund is used to track the expenses and revenues related to the Downtown East Washington Street Redevelopment Project Area.

The intent of the TIF district is to induce development interest within this area and make improvements to public infrastructure.

## Authorization

The Ordinances which created the Downtown East Washington Street Redevelopment Tax Increment Financing (TIF) District were adopted on June 25, 2018 (2018-50, 51, 52). This TIF District fund receives the incremental property tax revenue generated by the properties located within the TIF District's boundaries. The incremental property tax is the difference in property taxes between the value of the properties at the time of the formation of the TIF and the present-day value. All the incremental property taxes generated by the TIF (including incremental property tax that would have been paid to the City) are transferred into the TIF fund which is controlled by the City Council and can only be reinvested within the boundaries of the TIF District. The City and the other taxing districts continue to receive the portion of taxes calculated on the value of the property in the year the TIF was formed or (the base year).

## FY 2026 Budget & Program Highlights

This fund will receive incremental property tax revenue in FY 2026.

## Funding Source

Incremental property tax revenue generated by the properties within the boundaries of the TIF District finance this fund. Additionally, municipal sales tax revenues from specific properties / retailers operating within the TIF District may also support Redevelopment Agreements entered between the City and private developers to support a public-private partnership.

## What we Accomplished in FY 2025

- Continued marketing of the available developable properties within the TIF District.
- For more information about this TIF District, please visit <https://www.bloomingtonil.gov/business/economic-development/programs-and-incentives/tax-increment-financing-tif>

### Budgetary Fund Balance

Downtown East Washington Redevelopment TIF	FY 2024 (audited)	FY 2025 (Projected)	FY 2026 (Projected)
<b>Budgetary Fund Balance</b>	<b>-\$172,774</b>	<b>-\$154,172</b>	<b>-\$134,917</b>

### Challenges

There are limited developable properties available for development within this TIF District.

### Fun Facts

The Illinois General Assembly passed the Illinois Tax Increment Allocation Redevelopment Act in 1977. Illinois was the 25th state to adopt this economic development mechanism.

There are over 1,200 active TIF Districts within municipalities located throughout the State of Illinois. The City of Bloomington currently has three active TIF Districts.

# CITY OF BLOOMINGTON, IL

## NEXT YEAR / CURRENT YEAR BUDGET ANALYSIS

PROJECTION: 20265 FY 2026 BUDGET MASTER LEVEL 5									
ACCOUNTS FOR:			2024	2025	2025	2025	2025	2026	PCT
Downtown E Washington TIF			ACTUAL	ORIG BUD	REVISED BUD	ACTUAL	PROJECTION	ADOPTED	CHANGE
25305300	40000	Use FB	.00	-10,921.19	-10,921.19	.00	.00	.00	.0%
25305300	50190	PTx Other	-51,180.46	-61,387.61	-61,387.61	-50,062.40	-50,062.40	-54,155.23	-11.8%
25305300	56010	Int Income	-9,289.75	.00	.00	-1,725.71	-1,500.00	-1,000.00	.0%
25305300	56020	Int Frm Tx	-.89	.00	.00	-4.99	-4.99	.00	.0%
25305300	70010	Out Legal	1,188.00	1,200.00	1,200.00	.00	.00	1,200.00	.0%
25305300	70220	Oth PT Sv	1,200.00	1,200.00	1,200.00	.00	.00	1,200.00	.0%
25305300	79070	32020 Rebate JNB	36,896.62	69,908.80	69,908.80	32,965.01	32,965.01	33,500.00	-52.1%
25305300	79196	ContrbttoFB	.00	.00	.00	.00	18,602.38	19,255.23	.0%
TOTAL Downtown E Washington TIF			-21,186.48	.00	.00	-18,828.09	.00	.00	.0%
TOTAL REVENUE			-60,471.10	-72,308.80	-72,308.80	-51,793.10	-51,567.39	-55,155.23	.0%
TOTAL EXPENSE			39,284.62	72,308.80	72,308.80	32,965.01	51,567.39	55,155.23	.0%
GRAND TOTAL			-21,186.48	.00	.00	-18,828.09	.00	.00	.0%

# CITY OF BLOOMINGTON, IL

## PROJECTION 20265 / BUDGET ENTRY FUTURE YRS REPORT

ORG	OBJECT PROJ	DESC	2027	2028	2029	2030
25305300	Downtown East	Washington TIF				
25305300	50190	PTx Other	-55,155.23	-55,155.23	-55,155.23	-55,155.23
25305300	56010	Int Income	-500.00	-500.00	-500.00	-500.00
25305300	70010	Out Legal	1,200.00	1,200.00	1,200.00	1,200.00
25305300	70220	Oth PT Sv	1,200.00	1,200.00	1,200.00	1,200.00
25305300	79070 32020	Rebate JNB	33,500.00	34,000.00	34,500.00	35,000.00
25305300	79196	ContrbtoFB	19,755.23	19,255.23	18,755.23	18,255.23
TOTAL 25305300 Downtown East Wash TIF			.00	.00	.00	.00
TOTAL REVENUE			-55,655.23	-55,655.23	-55,655.23	-55,655.23
TOTAL EXPENSE			55,655.23	55,655.23	55,655.23	55,655.23
GRAND TOTAL			.00	.00	.00	.00

# DOWNTOWN REDEVELOPMENT TIF 2540

## Purpose

The Downtown TIF Fund is used to track the expenses and revenues related to the Downtown Redevelopment Project Area.

The intent of this TIF District is to induce private development interest within the TIF Area and to fund improvements to public infrastructure.

## Authorization

The Ordinances which created the Downtown Redevelopment Tax Increment Financing (TIF) District were adopted on July 22, 2024 (2024-55, 56, 57). This TIF District fund receives the incremental property tax revenue generated by the properties located within the TIF District's boundaries. The incremental property tax is the difference in property taxes between the value of the properties at the time of the formation of the TIF and the present-day value. All of the incremental property taxes generated by the TIF (including incremental property tax that would have been paid to the City) are transferred into the TIF fund which is controlled by the City Council and can only be reinvested within the boundaries of the TIF District. The City and the other taxing districts continue to receive the portion of taxes calculated on the value of the property in the year the TIF was formed or (the base year).

## FY 2026 Budget & Program Highlights

This fund may receive incremental property tax revenue in FY 2026.

## Funding Source

Incremental property tax revenue generated by the properties within the boundaries of the TIF District finance this fund. Additionally, municipal sales tax revenues from specific properties / retailers operating within the TIF District may also support Redevelopment Agreements entered into between the City and private developers to support a public-private partnership.

## What we Accomplished in FY 2025

- Successful Designation and Adoption of Tax Increment Financing for the Downtown TIF District.
- Marketing of the available developable properties within the TIF District.
- For more information about this TIF District, please visit <https://www.bloomingtonil.gov/business/economic-development/programs-and-incentives/tax-increment-financing-tif>

### Budgetary Fund Balance

Downtown Redevelopment TIF	FY 2024 (audited)	FY 2025 (Projected)	FY 2026 (Projected)
<b>Budgetary Fund Balance</b>	-	-	-\$5,000

### Challenges

Vacant, historic buildings that are difficult and/or costly for tenants and developers to commit to undertake.

### Fun Facts

The Illinois General Assembly passed the Illinois Tax Increment Allocation Redevelopment Act in 1977. Illinois was the 25th state to adopt this economic development mechanism.

There are over 1,200 active TIF Districts within municipalities located throughout the State of Illinois. The City of Bloomington currently has three active TIF Districts.

# CITY OF BLOOMINGTON, IL

## NEXT YEAR / CURRENT YEAR BUDGET ANALYSIS

PROJECTION: 20265 FY 2026 BUDGET MASTER LEVEL 5									
ACCOUNTS FOR:			2024	2025	2025	2025	2025	2026	PCT
Downtown TIF			ACTUAL	ORIG BUD	REVISED BUD	ACTUAL	PROJECTION	ADOPTED	CHANGE
25405400	40000	Use FB	.00	.00	.00	.00	.00	-5,000.00	.0%
25405400	70010	Out Legal	.00	.00	.00	.00	.00	2,500.00	.0%
25405400	70220	Oth PT Sv	.00	.00	.00	.00	.00	2,500.00	.0%
TOTAL Downtown TIF			.00	.00	.00	.00	.00	.00	.0%
TOTAL REVENUE			.00	.00	.00	.00	.00	-5,000.00	.0%
TOTAL EXPENSE			.00	.00	.00	.00	.00	5,000.00	.0%
GRAND TOTAL			.00	.00	.00	.00	.00	.00	.0%

# CITY OF BLOOMINGTON, IL

## PROJECTION 20265 / BUDGET ENTRY FUTURE YRS REPORT

ORG	OBJECT PROJ	DESC	2027	2028	2029	2030
<b>25405400 Downtown TIF</b>						
25405400	40000	Use FB	.00	.00	.00	.00
25405400	50190	PTx Other	-187,431.09	-187,431.09	-187,431.09	-187,431.09
25405400	70010	Out Legal	2,500.00	2,500.00	2,500.00	2,500.00
25405400	70220	Oth PT Sv	2,500.00	2,500.00	2,500.00	2,500.00
25405400	79196	ContrbtoFB	182,431.09	182,431.09	182,431.09	182,431.09
<b>TOTAL 25405400 Downtown TIF</b>			<b>.00</b>	<b>.00</b>	<b>.00</b>	<b>.00</b>
<b>TOTAL REVENUE</b>			<b>-187,431.09</b>	<b>-187,431.09</b>	<b>-187,431.09</b>	<b>-187,431.09</b>
<b>TOTAL EXPENSE</b>			<b>187,431.09</b>	<b>187,431.09</b>	<b>187,431.09</b>	<b>187,431.09</b>
<b>GRAND TOTAL</b>			<b>.00</b>	<b>.00</b>	<b>.00</b>	<b>.00</b>

# DEBT SERVICE FUNDS



## DEBT SERVICE FUNDS

Debt Service Narrative

Bond Payment Schedule by Issue

Bond Payment Schedule by Fund

30100100 General Bond & Interest

30600600 Arena Bond Redemption

30620620 Multi-Project Bond Fund Redemption

# DEBT SERVICE FUNDS

## 3010, 3060



### Purpose

The funds noted above account for debt service payments of bond principal and interest. Via bond ordinances the City is required to levy ad valorem tax to pay for the annual debt service of bonds unless otherwise abated by the Council. If the Council abates annual bond payments or a portion thereof; then other funds must be set aside to guarantee these payments. This feature makes City bonds attractive to investors since interest payments are guaranteed each year.

### Authorization & Legal Debt Limit

The Debt Service Fund is established by Ordinances to authorize the issuance of General Obligation Taxable and Tax-Exempt Bonds.

As a "Home Rule" unit of government established by the 1970 Illinois Constitution, the City of Bloomington has no statutory debt limit. The City has established and adopted its own policies regarding the utilization of debt instruments. Debt is used for a variety of purposes and in a variety of ways. The principal use of debt by the City has been for making capital improvements.

### Debt Management

1. Limit the period during which debt is outstanding to a period not greater than the useful life of the asset financed by the debt.
2. In general, for debt issued after 2009, the City will strive to maintain a debt structure under which 50% of the outstanding principal will be repaid within ten years.
3. Sell bonds through competitive, rather than negotiated, sales whenever possible.
4. To aid in debt issuances, the City will select a financial advisor and/or investment banker and bond counsel on a competitive basis. These advisors will be retained for several years to provide continuity and allow these professionals to develop an understanding of the City's needs. The City will abide by the Municipal Security Rulemaking Board (MSRB) standards in selecting a financial advisor.
5. The City will follow a policy of full disclosure on every financial report and bond prospectus (Official Statement), voluntarily following disclosure guidelines provided by the Governmental Finance Officers Association unless the cost of compliance with the higher standard is unreasonable.
6. Consider the refunding of outstanding debt when a goal of at least a 4% net present value savings can be obtained.

The existing debt levels do not have a material effect on the current operations of the City of Bloomington.

### Bond Ratings

Moody's – Aa1

Standard & Poor's – AA- Stable

Fitch – AA+ Stable

## **FY 2026 Budget & Program Highlights**

- Total bond debt service for FY 2026 is \$5,936,384. This is comprised of principal payments of \$4,344,000 and interest of \$1,602,384.
- The City will continue to monitor the rates for all bond issuances to ascertain whether the City should take advantage of other refunding opportunities.

## **Funding Source**

Property Tax, Replacement Tax, and General Fund Transfers

## **What we Accomplished in FY 2025**

- The City continues to adhere to the City's debt policy adopted by City Council in March 2012.
- The City promptly paid the principal and interest payments in accordance with the bond covenants for each of the City's outstanding debt issuances.
- The City maintained disclosure requirement in accordance with each bond covenant through the Digital Assurance Corporation.

## **General Obligation Debt Issuances**

### **Taxable General Obligation Refunding Bonds, Series 2014A– Fixed Rate**

The City issued \$14,920,000 Taxable General Obligation Refunding Bonds, Series 2014A in 2014 to refund the outstanding Taxable General Obligation Bonds, Series 2004. The City pays debt service expenditures from dedicated revenues in the Arena Fund and through the property tax levy. Principal payments ranging from \$415,000 to \$965,000 are due each June 1st from 2015 to 2034. Interest ranges from 3.00% to 4.15% and is due semi-annually on June 1st and December 1st. The Fiscal Year 2026 principal and interest payment is \$983,123.75.

### **Tax Exempt General Obligation Refunding Bonds, Series 2014B– Fixed Rate**

The City issued \$9,700,000 Tax Exempt General Obligation Refunding Bonds, Series 2014B in 2014 to refund the Taxable General Obligation Bonds, Series 2004. The City pays debt service expenditures from dedicated revenues in the Arena Fund and through the property tax levy. Principal payments ranging from \$0 to \$1,050,000 are due each June 1st from 2015 to 2034. Interest ranges from 2.00% to 3.75% and is due semi-annually on June 1st and December 1st. The Fiscal Year 2026 principal and interest payment is \$966,312.50.

### **General Obligation Refunding Bonds, Series 2018A**

The City issued \$11,845,000 General Obligation Refunding Bonds, Series 2018A in 2018 to refund the outstanding General Obligation Demand Bonds, Series 2005 for BCPA in the amount of \$5,065,000 and Series 2007 for Sewer Improvements, McGraw Park, and Fire Station #5 in the amount of \$7,205,000. The City pays debt service expenditures from dedicated revenues within the General Fund and abates associated property tax levies. Principal payments ranging from \$930,000 to \$1,380,000 are due each June 1st from 2019 to 2029. Interest rates from 2.47% to 3.44% and is due semi-annually on June 1st and December 1st. The Fiscal Year 2026 principal and interest payment is \$1,457,721.50.

### **General Obligation Refunding Bonds, Series 2021A**

The City issued \$3,639,000 General Obligation Refunding Bonds, Series 2021A in 2021 to refund the outstanding General Obligation Refunding Bonds Series 2009 (that refinanced GO Bond Series 1996 for the Police Facility and GO Bond Series 2001 for 1995 Southwest Improvements and to improve the cash position of the City) in the amount of \$2,840,000 and General Obligation Notes Series 2018 for multiple parcels of commercial real estate (Frontier Lots) surrounding the Bloomington Center for Performing Arts to expand

public parking in the amount of \$770,000. The City pays debt service expenditures from dedicated revenues within the General Fund and abates associated property tax levies. Principal payments ranging from \$151,000 to \$1,116,000 are due each June 1<sup>st</sup> from 2022 to 2027. Interest rates from 0.29% to 0.69% and is due semi-annually on June 1<sup>st</sup> and December 1<sup>st</sup>. The Fiscal Year 2026 principal and interest payment is \$1,004,913.05.

### General Obligation Bonds, Series 2022

The City issued \$19,475,000 General Obligation Refunding Bonds, Series 2022 on May 24, 2022, in fiscal year 2023 to finance capital improvements for the City's O'Neil Pool complete reconstruction in the amount of \$5,800,000 and the Bloomington Public Library building renovations in the amount of \$14,200,000. The City pays debt service expenditures from dedicated revenues within the General Fund and through the property tax levy. Principal payments ranging from \$645,000 to \$1,480,000 are due each June 1<sup>st</sup> from 2024 to 2042. Interest rates from 4.00% to 5.00% and is due semi-annually on June 1<sup>st</sup> and December 1<sup>st</sup>. The Fiscal Year 2026 principal and interest payment is \$1,524,312.

### Budgetary Fund Balance

<b>General Bond &amp; Interest</b>	<b>FY 2024 (audited)</b>	<b>FY 2025 (Projected)</b>	<b>FY 2026 (Projected)</b>
<b>Budgetary Fund Balance</b>	\$2,680,790	\$3,496,458	\$3,619,855
<b>Arena Bond Redemption</b>	<b>FY 2024 (audited)</b>	<b>FY 2025 (Projected)</b>	<b>FY 2026 (Projected)</b>
<b>Budgetary Fund Balance</b>	\$1,885,679	\$2,019,048	\$2,042,599
<b>Multi-Project Bond Redemption</b>	<b>FY 2024 (audited)</b>	<b>FY 2025 (Projected)</b>	<b>FY 2026 (Projected)</b>
<b>Budgetary Fund Balance</b>	\$1,277,622	-	-

**\$14,920,000**

**City of Bloomington, Illinois**

**General Obligation Series 2014A**

- Date:** September 4, 2014
- Interest:** Semi-Annual each June and December, commencing December 1, 2014. Interest accrues at rates ranging from 3.00% to 4.15%.
- Rating:** Moody's: Aa1  
Fitch: AA+
- Purpose:** The Series 2014A Bonds (Taxable) was issued to refund a portion of the City's outstanding Taxable General Obligation Bonds, Original Series 2004.
- Security:** The bonds are secured by the full faith and credit of the City and are payable from ad valorem property taxes without limitation as to the rate or amount and any other legally available funds of the City.
- Account:** Arena Bond Redemption
- Debt Service:**

<b>Fiscal Year</b>	<b>Principal</b>	<b>Interest</b>	<b>Total</b>
<b>2026</b>	\$ 675,000	\$ 308,124	\$ 983,124
<b>2027</b>	\$ 695,000	\$ 282,436	\$ 977,436
<b>2028</b>	\$ 725,000	\$ 255,811	\$ 980,811
<b>2029</b>	\$ 755,000	\$ 228,062	\$ 983,062
<b>2030</b>	\$ 785,000	\$ 199,186	\$ 984,186
<b>2031</b>	\$ 815,000	\$ 167,556	\$ 982,556
<b>2032</b>	\$ 850,000	\$ 133,007	\$ 983,007
<b>2033</b>	\$ 890,000	\$ 96,903	\$ 986,903
<b>2034</b>	\$ 925,000	\$ 59,241	\$ 984,241
<b>2035</b>	\$ 965,000	\$ 20,024	\$ 985,024
<b>Total</b>	<b>\$ 8,080,000</b>	<b>\$ 1,750,350</b>	<b>\$ 9,830,350</b>

**\$9,700,000**

**City of Bloomington, Illinois**

**General Obligation Series 2014B**

- Date:** September 4, 2014
- Interest:** Semi-Annual each June and December, commencing December 1, 2014. Interest accrues at rates ranging from 2.00% to 3.75%.
- Rating:** Moody's: Aa1  
Fitch: AA+
- Purpose:** The Series 2014B Bonds (Tax Exempt) was issued to refund a portion of the City's outstanding General Obligation Bonds, Original Series 2004.
- Security:** The bonds are secured by the full faith and credit of the City and are payable from ad valorem property taxes without limitation as to the rate or amount and any other legally available funds of the City.
- Account:** Arena Bond Redemption
- Debt Service:**

<i>Fiscal Year</i>	Principal	Interest	Total
<b>2026</b>	\$ 700,000	\$ 266,312	\$ 966,312
<b>2027</b>	\$ 820,000	\$ 243,513	\$ 1,063,513
<b>2028</b>	\$ 930,000	\$ 217,262	\$ 1,147,262
<b>2029</b>	\$ 1,050,000	\$ 187,563	\$ 1,237,563
<b>2030</b>	\$ 535,000	\$ 163,119	\$ 698,119
<b>2031</b>	\$ 630,000	\$ 143,400	\$ 773,400
<b>2032</b>	\$ 720,000	\$ 118,875	\$ 838,875
<b>2033</b>	\$ 830,000	\$ 89,812	\$ 919,812
<b>2034</b>	\$ 930,000	\$ 56,812	\$ 986,812
<b>2035</b>	\$ 1,050,000	\$ 19,688	\$ 1,069,688
<b>Total</b>	<b>\$ 8,195,000</b>	<b>\$ 1,506,356</b>	<b>\$ 9,701,356</b>

**\$11,845,000**

**City of Bloomington, Illinois**

**General Obligation Refunding Bonds, Series 2018A**

- Date:** December 13, 2018
- Interest:** Semi-annual each June and December, commencing June 1, 2019. Interest accrues at a rate ranging from 2.47% to 3.44%.
- Rating:** Standard & Poor's: AA-  
Moody's: Aa1  
Fitch: AA+
- Purpose:** The Series 2018A Bonds were issued to refund Series 2005 for BCPA in the amount of \$5,065,000 and Series 2007 for Sewer Improvements, McGraw Park, and Fire Station #5 in the amount of \$7,205,000.
- Security:** The bonds are secured by the full faith and credit of the City and are payable from ad valorem property taxes without limitation as to the rate or amount and any other legally available funds of the City.
- Account:** General Bond & Interest/Sewer
- Debt Service:**

<b>Fiscal Year</b>	<b>Principal</b>	<b>Interest</b>	<b>Total</b>
<b>2026</b>	\$ 1,295,000	\$ 162,722	\$ 1,457,722
<b>2027</b>	\$ 1,335,000	\$ 122,447	\$ 1,457,447
<b>2028</b>	\$ 1,380,000	\$ 79,460	\$ 1,459,460
<b>2029</b>	\$ 970,000	\$ 33,368	\$ 1,003,368
<b>Total</b>	<b>\$ 4,980,000</b>	<b>\$ 397,996</b>	<b>\$ 5,377,996</b>

**\$3,639,000**

**City of Bloomington, Illinois**

**General Obligation Refunding Bonds, Series 2021A**

**Date:** March 4, 2021

**Interest:** Semi-annual each June and December, commencing June 1, 2019. Interest accrues at a rate ranging from 0.29% to 0.69%.

**Rating:** Standard & Poor's: AA-  
Moody's: Aa1  
Fitch: AA+

**Purpose:** The Series 2021A Bonds were issued to refund Series 2009 (that refinanced GO Bond Series 1996 for the Police Facility and GO Bond Series 2001 for 1995 Southwest Improvements and to improve the cash position of the City) in the amount of \$2,840,000 and Notes Series 2018 for purchasing multiple parcels of commercial real estate (Frontier Lots) surrounding the Bloomington Center for Performing Arts to expand public parking in the amount of \$770,000.

**Security:** The bonds are secured by the full faith and credit of the City and are payable from ad valorem property taxes without limitation as to the rate or amount and any other legally available funds of the City.

**Account:** General Bond & Interest

**Debt Service:**

<b>Fiscal Year</b>	<b>Principal</b>	<b>Interest</b>	<b>Total</b>
<b>2026</b>	\$ 989,000	\$ 15,913	\$ 1,004,913
<b>2027</b>	\$ 1,116,000	\$ 10,563	\$ 1,126,563
<b>2028</b>	\$ 1,078,000	\$ 3,719	\$ 1,081,719
<b>Total</b>	<b>\$ 3,183,000</b>	<b>\$ 30,195</b>	<b>\$ 3,213,195</b>

**\$19,475,000**

**City of Bloomington, Illinois**

**General Obligation Bonds, Series 2022**

**Date:** May 24, 2022

**Interest:** Semi-annual each June and December, commencing December 1, 2022. Interest accrues at a rate ranging from 4.00% to 5.00%.

**Rating:** Standard & Poor's: AA-

Moody's: Aa1

Fitch: AA+

**Purpose:** The Series 2022 Bonds were issued for financing the capital improvements for the City's O'Neil Pool complete reconstruction in the amount of \$5,800,000 and the Bloomington Public Library building renovations in the amount of \$14,200,000.

**Security:** The bonds are secured by the full faith and credit of the City and are payable from ad valorem property taxes without limitation as to the rate or amount and any other legally available funds of the City.

**Account:** General Bond & Interest

**Debt Service:**

<b>Fiscal Year</b>	<b>Principal</b>	<b>Interest</b>	<b>Total</b>
<b>2026</b>	\$ 675,000	\$ 849,313	\$ 1,524,313
<b>2027</b>	\$ 710,000	\$ 814,688	\$ 1,524,688
<b>2028</b>	\$ 745,000	\$ 778,312	\$ 1,523,312
<b>2029</b>	\$ 785,000	\$ 740,062	\$ 1,524,062
<b>2030</b>	\$ 825,000	\$ 699,813	\$ 1,524,813
<b>2031</b>	\$ 865,000	\$ 657,562	\$ 1,522,562
<b>2032</b>	\$ 905,000	\$ 613,313	\$ 1,518,313
<b>2033</b>	\$ 950,000	\$ 566,937	\$ 1,516,937
<b>2034</b>	\$ 1,000,000	\$ 518,188	\$ 1,518,188
<b>2035</b>	\$ 1,050,000	\$ 466,937	\$ 1,516,937
<b>2036</b>	\$ 1,100,000	\$ 413,188	\$ 1,513,188
<b>2037</b>	\$ 1,155,000	\$ 356,812	\$ 1,511,812
<b>2038</b>	\$ 1,215,000	\$ 303,638	\$ 1,518,638
<b>2039</b>	\$ 1,265,000	\$ 254,037	\$ 1,519,037
<b>2040</b>	\$ 1,315,000	\$ 202,438	\$ 1,517,438
<b>2041</b>	\$ 1,365,000	\$ 147,984	\$ 1,512,984
<b>2042</b>	\$ 1,425,000	\$ 90,441	\$ 1,515,441
<b>2043</b>	\$ 1,480,000	\$ 30,525	\$ 1,510,525
<b>Total</b>	<b>\$ 18,830,000</b>	<b>\$ 8,504,188</b>	<b>\$ 27,334,188</b>

## Bond Debt Per Capita (How We Compare to Others)

	FY2020	FY2021	FY2022	FY 2023	FY 2024
<b>Springfield</b>					
Population	116,250	114,394	114,394	114,394	112,544
Total Bond Debt	\$75,816,799	\$69,499,473	\$62,977,146	\$57,730,514	\$52,253,883
Debt per Capita	<b>\$652</b>	<b>\$608</b>	<b>\$551</b>	<b>\$505</b>	<b>\$464</b>
<b>Bloomington</b>					
Population	77,330	78,680	78,680	78,680	78,680
Total Bond Debt	\$48,324,053	\$43,482,091	\$38,534,794	\$54,231,950	\$49,081,163
Debt per Capita	<b>\$625</b>	<b>\$553</b>	<b>\$490</b>	<b>\$689</b>	<b>\$624</b>
<b>Champaign</b>					
Population	88,909	89,390	89,114	89,241	88,302
Total Bond Debt	\$50,475,609	\$45,296,097	\$40,456,584	\$35,325,746	\$30,024,908
Debt per Capita	<b>\$568</b>	<b>\$508</b>	<b>\$454</b>	<b>\$396</b>	<b>\$340</b>
<b>Decatur</b>					
Population	70,522	70,901	69,097	69,097	N/A
Total Bond Debt	\$131,532,616	\$121,291,449	\$136,096,325	\$124,052,039	N/A
Debt per Capita	<b>\$1,865</b>	<b>\$1,711</b>	<b>\$1,970</b>	<b>\$1,795</b>	<b>N/A</b>
<b>Normal</b>					
Population	54,469	54,469	53,594	52,838	52,618
Total Bond Debt	\$81,716,418	\$78,771,635	\$75,646,440	\$64,172,563	\$60,790,620
Debt per Capita	<b>\$1,500</b>	<b>\$1,446</b>	<b>\$1,411</b>	<b>\$1,215</b>	<b>\$1,155</b>
<b>Peoria</b>					
Population	113,150	113,150	113,150	110,460	N/A
Total Bond Debt	\$147,630,000	\$132,951,000	\$139,546,000	\$146,116,000	N/A
Debt per Capita	<b>\$1,305</b>	<b>\$1,175</b>	<b>\$1,233</b>	<b>\$1,323</b>	<b>N/A</b>

Peoria and Decatur have a December 31st year end and do not have fiscal year 2024 information available until approximately July 1, 2025.

Statistics for this exhibit are derived from the Comprehensive Annual Financial Report of each respective Government. Debt totals are from the Long-term Debt note in the Notes to Financial Statements.

# City of Bloomington, Illinois

## General Obligation Bond Totals by Fiscal Year

### All Bonds

Fiscal Year Payment Date	2014A Refunding Bonds	2014B Refunding Bonds	2018A GO Refunding Bonds	2021A GO Refunding Bonds	2022 GO Bonds	GO Bonds
FY 2026	\$ 983,123.75	\$ 966,312.50	\$ 1,457,721.50	\$ 1,004,913.05	\$ 1,524,312.52	\$ 5,936,383.32
FY 2027	\$ 977,436.25	\$ 1,063,512.50	\$ 1,457,447.00	\$ 1,126,563.00	\$ 1,524,687.52	\$ 6,149,646.27
FY 2028	\$ 980,811.25	\$ 1,147,262.50	\$ 1,459,460.00	\$ 1,081,719.10	\$ 1,523,312.52	\$ 6,192,565.37
FY 2029	\$ 983,061.25	\$ 1,237,562.50	\$ 1,003,368.00		\$ 1,525,062.52	\$ 4,749,054.27
FY 2030	\$ 984,186.25	\$ 698,118.75			\$ 1,524,812.52	\$ 3,207,117.52
FY 2031	\$ 982,556.25	\$ 773,400.00			\$ 1,522,562.52	\$ 3,278,518.77
FY 2032	\$ 983,007.50	\$ 838,875.00			\$ 1,518,312.52	\$ 3,340,195.02
FY 2033	\$ 986,902.50	\$ 919,812.50			\$ 1,516,937.52	\$ 3,423,652.52
FY 2034	\$ 984,241.25	\$ 986,812.50			\$ 1,518,187.52	\$ 3,489,241.27
FY 2035	\$ 985,023.75	\$ 1,069,687.50			\$ 1,516,937.52	\$ 3,571,648.77
FY 2036					\$ 1,513,187.52	\$ 1,513,187.52
FY 2037					\$ 1,511,812.52	\$ 1,511,812.52
FY 2038					\$ 1,518,637.52	\$ 1,518,637.52
FY 2039					\$ 1,519,037.52	\$ 1,519,037.52
FY 2040					\$ 1,517,437.52	\$ 1,517,437.52
FY 2041					\$ 1,512,984.39	\$ 1,512,984.39
FY 2042					\$ 1,515,440.64	\$ 1,515,440.64
FY 2043					\$ 1,510,525.01	\$ 1,510,525.01
<b>Total:</b>	<b>\$ 9,830,350.00</b>	<b>\$ 9,701,356.25</b>	<b>\$ 5,377,996.50</b>	<b>\$ 3,213,195.15</b>	<b>\$ 27,334,187.84</b>	<b>\$ 55,457,085.74</b>

Use of Funds	Arena (Taxable)	Arena (Tax Exempt)	BCPA, Sewer, Parks, Fire Station #5	Police Facility Etc. (orig 1996) & Frontier Parking Lots	O'Neil Pool & Bloomington Public Library
--------------	--------------------	-----------------------	---	--	--

Note: Debt Service is funded one year in advance. Therefore, (funding for) debt service payments seen above are (accounted for) in the previous fiscal year. For example, the (funding for the) FY 2026 payments above were (set aside) in FY 2025.

City of Bloomington, Illinois  
 General Obligation Bond Totals by Fiscal Year  
 All Bonds by Fund

<b>Fund</b>	<b>FY 2026</b>	<b>FY 2027</b>	<b>FY 2028</b>	<b>FY 2029</b>	<b>FY 2030</b>	<b>FY 2031</b>	<b>FY 2032</b>	<b>FY 2033</b>	<b>FY 2034</b>
G. O. Bond Fund Principal	\$ 2,475,585	\$ 2,662,653	\$ 2,687,855	\$ 1,392,906	\$ 825,000	\$ 865,000	\$ 905,000	\$ 950,000	\$ 1,000,000
G. O. Bond Fund Interest	\$ 967,205	\$ 901,989	\$ 831,830	\$ 760,975	\$ 699,813	\$ 657,563	\$ 613,313	\$ 566,938	\$ 518,188
<b>G. O. Bond Fund Total</b>	<b>\$ 3,442,790</b>	<b>\$ 3,564,642</b>	<b>\$ 3,519,685</b>	<b>\$ 2,153,881</b>	<b>\$ 1,524,813</b>	<b>\$ 1,522,563</b>	<b>\$ 1,518,313</b>	<b>\$ 1,516,938</b>	<b>\$ 1,518,188</b>
Arena Bond Fund Principal	\$ 1,375,000	\$ 1,515,000	\$ 1,655,000	\$ 1,805,000	\$ 1,320,000	\$ 1,445,000	\$ 1,570,000	\$ 1,720,000	\$ 1,855,000
Arena Bond Fund Interest	\$ 574,436	\$ 525,949	\$ 473,074	\$ 415,624	\$ 362,305	\$ 310,956	\$ 251,883	\$ 186,715	\$ 116,054
<b>Arena Bond Fund Total</b>	<b>\$ 1,949,436</b>	<b>\$ 2,040,949</b>	<b>\$ 2,128,074</b>	<b>\$ 2,220,624</b>	<b>\$ 1,682,305</b>	<b>\$ 1,755,956</b>	<b>\$ 1,821,883</b>	<b>\$ 1,906,715</b>	<b>\$ 1,971,054</b>
Sewer Fund Bond Principal	\$ 483,415	\$ 498,347	\$ 515,145	\$ 362,095	\$ -	\$ -	\$ -	\$ -	\$ -
Sewer Fund Bond Interest	\$ 60,743	\$ 45,708	\$ 29,662	\$ 12,456	\$ -	\$ -	\$ -	\$ -	\$ -
<b>Sewer Fund Bond Total</b>	<b>\$ 544,158</b>	<b>\$ 544,055</b>	<b>\$ 544,807</b>	<b>\$ 374,551</b>	<b>\$ -</b>	<b>\$ -</b>	<b>\$ -</b>	<b>\$ -</b>	<b>\$ -</b>
<b>Total Bond Principal</b>	<b>\$ 4,334,000</b>	<b>\$ 4,676,000</b>	<b>\$ 4,858,000</b>	<b>\$ 3,560,001</b>	<b>\$ 2,145,000</b>	<b>\$ 2,310,000</b>	<b>\$ 2,475,000</b>	<b>\$ 2,670,000</b>	<b>\$ 2,855,000</b>
<b>Total Bond Interest</b>	<b>\$ 1,602,384</b>	<b>\$ 1,473,645</b>	<b>\$ 1,334,565</b>	<b>\$ 1,189,054</b>	<b>\$ 1,062,118</b>	<b>\$ 968,519</b>	<b>\$ 865,195</b>	<b>\$ 753,653</b>	<b>\$ 634,241</b>
<b>Total Bond Amount</b>	<b>\$ 5,936,384</b>	<b>\$ 6,149,645</b>	<b>\$ 6,192,565</b>	<b>\$ 4,749,055</b>	<b>\$ 3,207,118</b>	<b>\$ 3,278,519</b>	<b>\$ 3,340,195</b>	<b>\$ 3,423,653</b>	<b>\$ 3,489,241</b>

City of Bloomington, Illinois  
 General Obligation Bond Totals by Fiscal Year  
 All Bonds by Fund

<b>Fund</b>	<b>FY 2035</b>	<b>FY 2036</b>	<b>FY 2037</b>	<b>FY 2038</b>	<b>FY 2039</b>	<b>FY 2040</b>	<b>FY 2041</b>	<b>FY 2042</b>	<b>FY 2043</b>
G. O. Bond Fund Principal	\$ 1,050,000	\$ 1,100,000	\$ 1,155,000	\$ 1,215,000	\$ 1,265,000	\$ 1,315,000	\$ 1,365,000	\$ 1,425,000	\$ 1,480,000
G. O. Bond Fund Interest	\$ 466,938	\$ 413,188	\$ 356,813	\$ 303,638	\$ 254,038	\$ 202,438	\$ 147,984	\$ 90,441	\$ 30,525
<b>G. O. Bond Fund Total</b>	<b>\$ 1,516,938</b>	<b>\$ 1,513,188</b>	<b>\$ 1,511,813</b>	<b>\$ 1,518,638</b>	<b>\$ 1,519,038</b>	<b>\$ 1,517,438</b>	<b>\$ 1,512,984</b>	<b>\$ 1,515,441</b>	<b>\$ 1,510,525</b>
Arena Bond Fund Principal	\$ 2,015,000								
Arena Bond Fund Interest	\$ 39,711								
<b>Arena Bond Fund Total</b>	<b>\$ 2,054,711</b>	<b>\$ -</b>	<b>\$ -</b>	<b>\$ -</b>	<b>\$ -</b>	<b>\$ -</b>	<b>\$ -</b>	<b>\$ -</b>	<b>\$ -</b>
Sewer Fund Bond Principal	\$ -	\$ -	\$ -	\$ -	\$ -	\$ -	\$ -	\$ -	\$ -
Sewer Fund Bond Interest	\$ -	\$ -	\$ -	\$ -	\$ -	\$ -	\$ -	\$ -	\$ -
<b>Sewer Fund Bond Total</b>	<b>\$ -</b>	<b>\$ -</b>	<b>\$ -</b>	<b>\$ -</b>	<b>\$ -</b>	<b>\$ -</b>	<b>\$ -</b>	<b>\$ -</b>	<b>\$ -</b>
<b>Total Bond Principal</b>	<b>\$ 3,065,000</b>	<b>\$ 1,100,000</b>	<b>\$ 1,155,000</b>	<b>\$ 1,215,000</b>	<b>\$ 1,265,000</b>	<b>\$ 1,315,000</b>	<b>\$ 1,365,000</b>	<b>\$ 1,425,000</b>	<b>\$ 1,480,000</b>
<b>Total Bond Interest</b>	<b>\$ 506,649</b>	<b>\$ 413,188</b>	<b>\$ 356,813</b>	<b>\$ 303,638</b>	<b>\$ 254,038</b>	<b>\$ 202,438</b>	<b>\$ 147,984</b>	<b>\$ 90,441</b>	<b>\$ 30,525</b>
<b>Total Bond Amount</b>	<b>\$ 3,571,649</b>	<b>\$ 1,513,188</b>	<b>\$ 1,511,813</b>	<b>\$ 1,518,638</b>	<b>\$ 1,519,038</b>	<b>\$ 1,517,438</b>	<b>\$ 1,512,984</b>	<b>\$ 1,515,441</b>	<b>\$ 1,510,525</b>

# CITY OF BLOOMINGTON, IL

## NEXT YEAR / CURRENT YEAR BUDGET ANALYSIS

PROJECTION: 20265 FY 2026 BUDGET MASTER LEVEL 5

ACCOUNTS FOR:			2024	2025	2025	2025	2025	2026	PCT
General	Bond & Interest		ACTUAL	ORIG BUD	REVISED BUD	ACTUAL	PROJECTION	ADOPTED	CHANGE
30100100	50190	PTx Other	-967,439.05	-1,683,345.49	-1,683,345.49	-1,680,556.20	-1,680,556.20	-1,872,380.89	11.2%
30100100	53020	Replace Tx	-5,000.00	-5,000.00	-5,000.00	-5,000.00	-5,000.00	-5,000.00	.0%
30100100	56010	Int Income	-98,722.16	-39,180.64	-39,180.64	-79,948.27	-90,000.00	-39,071.88	-.3%
30100100	56020	Int Frm Tx	-16.82	.00	.00	-167.35	-167.35	.00	.0%
30100100	56110	UR GainLs	.00	-6,861.45	-6,861.45	.00	-6,861.45	-6,861.45	.0%
30100100	70690	Purch Serv	2,300.00	3,700.00	3,700.00	1,450.00	3,700.00	3,700.00	.0%
30100100	73225	Prin 13 Re	330,000.00	.00	.00	.00	.00	.00	.0%
30100100	73230	Prin 2013	1,140,000.00	.00	.00	.00	.00	.00	.0%
30100100	73239	Pri 2021A	154,000.00	151,000.00	151,000.00	151,000.00	151,000.00	989,000.00	555.0%
30100100	73240	Prin18A	764,581.50	786,517.00	786,517.00	786,517.00	786,517.00	811,585.00	3.2%
30100100	73241	PrplONEilB	.00	190,000.00	190,000.00	190,000.00	190,000.00	195,000.00	2.6%
30100100	73300	LIBPRCPAL	.00	455,000.00	455,000.00	455,000.00	455,000.00	480,000.00	5.5%
30100100	74225	Int 2013 R	4,950.00	.00	.00	.00	.00	.00	.0%
30100100	74230	Int 13 Bon	34,200.00	.00	.00	.00	.00	.00	.0%
30100100	74239	Int 2021A	19,019.20	18,447.85	18,447.85	18,447.85	18,447.85	15,913.05	-13.7%
30100100	74240	Int2018A	147,826.00	125,653.00	125,653.00	125,653.00	125,653.00	101,978.50	-18.8%
30100100	74241	IntONEilBd	260,606.26	255,856.26	255,856.26	255,856.26	255,856.26	246,231.26	-3.8%
30100100	74300	LIBINTRST	637,831.26	626,456.26	626,456.26	626,456.26	626,456.26	603,081.26	-3.7%
30100100	79196	ContrbtoFB	.00	767,471.28	767,471.28	.00	815,668.70	123,396.19	-83.9%
30100100	85211	Fm BPCA	-560,860.47	-560,714.07	-560,714.07	-560,714.07	-560,714.07	-561,571.04	.2%
30100100	85231	Fm Library	-1,081,456.26	-1,085,000.00	-1,085,000.00	-1,083,081.26	-1,085,000.00	-1,085,000.00	.0%
TOTAL General Bond & Interest			781,819.46	.00	.00	-799,086.78	.00	.00	.0%
TOTAL REVENUE			-2,713,494.76	-3,380,101.65	-3,380,101.65	-3,409,467.15	-3,428,299.07	-3,569,885.26	.0%
TOTAL EXPENSE			3,495,314.22	3,380,101.65	3,380,101.65	2,610,380.37	3,428,299.07	3,569,885.26	.0%
GRAND TOTAL			781,819.46	.00	.00	-799,086.78	.00	.00	.0%

# CITY OF BLOOMINGTON, IL

## PROJECTION 20265 / BUDGET ENTRY FUTURE YRS REPORT

ORG	OBJECT PROJ	DESC	2027	2028	2029	2030
<b>30100100 General Bond &amp; Interest</b>						
30100100	40000	Use Fund B	-42,538.66	-1,361,260.87	-626,023.76	.00
30100100	50190	PTx Other	-1,828,506.38	-460,683.90	-14,359.24	-400,234.43
30100100	53020	Replace Tx	-5,000.00	-5,000.00	-5,000.00	-5,000.00
30100100	56010	Int Income	-38,970.62	-42,337.63	-40,660.63	-39,071.83
30100100	56110	UR GainLs	-6,861.45	-6,861.45	.00	.00
30100100	70690	Purch Serv	3,700.00	3,700.00	3,700.00	3,700.00
30100100	73239	Pri 2021A	1,116,000.00	1,078,000.00	.00	.00
30100100	73240	Prin18A	836,653.00	864,855.00	607,905.50	.00
30100100	73241	Prpl0NeilB	205,000.00	215,000.00	230,000.00	240,000.00
30100100	73300	LIBPRCPAL	505,000.00	530,000.00	555,000.00	585,000.00
30100100	74239	Int 2021A	10,563.00	3,719.10	.00	.00
30100100	74240	Int2018A	76,738.50	49,798.00	20,912.00	.00
30100100	74241	Int0NeilBd	236,231.26	225,731.26	214,606.26	202,856.26
30100100	74300	LIBINTRST	578,456.26	552,581.26	525,456.26	496,956.26
30100100	79196	ContribtoFB	.00	.00	.00	793.74
30100100	85211	Fm BPCA	-561,464.91	-562,240.77	-386,536.39	.00
30100100	85231	Fm Library	-1,085,000.00	-1,085,000.00	-1,085,000.00	-1,085,000.00
<b>TOTAL 30100100 General Bond &amp; Interest</b>			<b>.00</b>	<b>.00</b>	<b>.00</b>	<b>.00</b>
<b>TOTAL REVENUE</b>			<b>-3,568,342.02</b>	<b>-3,523,384.62</b>	<b>-2,157,580.02</b>	<b>-1,529,306.26</b>
<b>TOTAL EXPENSE</b>			<b>3,568,342.02</b>	<b>3,523,384.62</b>	<b>2,157,580.02</b>	<b>1,529,306.26</b>
<b>GRAND TOTAL</b>			<b>.00</b>	<b>.00</b>	<b>.00</b>	<b>.00</b>

# CITY OF BLOOMINGTON, IL

## NEXT YEAR / CURRENT YEAR BUDGET ANALYSIS

PROJECTION: 20265 FY 2026 BUDGET MASTER LEVEL 5

ACCOUNTS FOR:

Arena Bond Fund			2024 ACTUAL	2025 ORIG BUD	2025 REVISED BUD	2025 ACTUAL	2025 PROJECTION	2026 ADOPTED	PCT CHANGE
30600600	56010	Int Income	-44,508.73	-9,500.00	-9,500.00	-33,495.95	-30,000.00	-9,500.00	.0%
30600600	56110	UR GainLs	.00	-2,146.25	-2,146.25	.00	-2,146.25	-2,146.25	.0%
30600600	70690	Purch Serv	1,850.00	1,650.00	1,650.00	1,850.00	1,650.00	1,650.00	.0%
30600600	73232	Prin 2014A	935,000.00	900,000.00	900,000.00	900,000.00	900,000.00	675,000.00	-25.0%
30600600	73233	Prin 2014B	150,000.00	320,000.00	320,000.00	320,000.00	320,000.00	700,000.00	118.8%
30600600	74232	Int 2014A	363,155.00	334,955.00	334,955.00	334,955.00	334,955.00	308,123.75	-8.0%
30600600	74233	Int 2014B	288,662.50	281,612.50	281,612.50	281,612.50	281,612.50	266,312.50	-5.4%
30600600	79196	ContribtoFB	.00	112,868.75	112,868.75	.00	133,368.75	23,550.70	-79.1%
30600600	85240	Fr Coliseu	-1,856,804.42	-1,939,440.00	-1,939,440.00	-1,939,440.00	-1,939,440.00	-1,962,990.70	1.2%
TOTAL Arena Bond Fund			-162,645.65	.00	.00	-134,518.45	.00	.00	.0%
TOTAL REVENUE			-1,901,313.15	-1,951,086.25	-1,951,086.25	-1,972,935.95	-1,971,586.25	-1,974,636.95	.0%
TOTAL EXPENSE			1,738,667.50	1,951,086.25	1,951,086.25	1,838,417.50	1,971,586.25	1,974,636.95	.0%
GRAND TOTAL			-162,645.65	.00	.00	-134,518.45	.00	.00	.0%

# CITY OF BLOOMINGTON, IL

## PROJECTION 20265 / BUDGET ENTRY FUTURE YRS REPORT

ORG	OBJECT PROJ	DESC	2027	2028	2029	2030
<b>30600600 Arena Bond Fund</b>						
30600600	40000	Use Fund B	.00	.00	-538,318.75	.00
30600600	56010	Int Income	-9,500.00	-9,500.00	-9,500.00	-9,500.00
30600600	56110	UR GainLs	-2,146.25	-2,146.25	.00	.00
30600600	70690	Purch Serv	1,650.00	1,650.00	1,500.00	1,500.00
30600600	73232	Prin 2014A	695,000.00	725,000.00	755,000.00	785,000.00
30600600	73233	Prin 2014B	820,000.00	930,000.00	1,050,000.00	535,000.00
30600600	74232	Int 2014A	282,436.25	255,811.25	228,061.25	199,186.25
30600600	74233	Int 2014B	243,512.50	217,262.50	187,562.50	163,118.75
30600600	79196	ContribtoFB	87,125.00	92,400.00	.00	73,651.25
30600600	85240	Fr Coliseu	-2,118,077.50	-2,210,477.50	-1,674,305.00	-1,747,956.25
TOTAL 30600600 Arena Bond Fund			.00	.00	.00	.00
TOTAL REVENUE			-2,129,723.75	-2,222,123.75	-2,222,123.75	-1,757,456.25
TOTAL EXPENSE			2,129,723.75	2,222,123.75	2,222,123.75	1,757,456.25
GRAND TOTAL			.00	.00	.00	.00

**NEXT YEAR / CURRENT YEAR BUDGET ANALYSIS**

PROJECTION: 20265 FY 2026 BUDGET MASTER LEVEL 5

ACCOUNTS FOR:		2024	2025	2025	2025	2025	2026	PCT
Multi-Project Bond Fund		ACTUAL	ORIG BUD	REVISED BUD	ACTUAL	PROJECTION	ADOPTED	CHANGE
30620620	40000 Use Fund B	.00	-1,212,480.00	-1,212,480.00	.00	-1,277,621.72	.00	.0%
30620620	53020 Replace Tx	-50,000.00	.00	.00	.00	.00	.00	.0%
30620620	56010 Int Income	-57,955.66	.00	.00	-6,005.89	-5,000.00	.00	.0%
30620620	56110 UR GainLs	.00	.00	.00	.00	.00	.00	.0%
30620620	57510 Bd Proceed	.00	.00	.00	.00	.00	.00	.0%
30620620	57990 Misc Rev	.00	.00	.00	.00	.00	.00	.0%
30620620	70220 Oth PT Sv	.00	.00	.00	.00	.00	.00	.0%
30620620	70690 Purch Serv	.00	.00	.00	.00	.00	.00	.0%
30620620	73198 Pr 04 IceB	.00	.00	.00	.00	.00	.00	.0%
30620620	73199 Pr 04 IceG	.00	.00	.00	.00	.00	.00	.0%
30620620	73210 Pr 04 BCPA	.00	.00	.00	.00	.00	.00	.0%
30620620	73234 Prin17Rink	515,900.00	562,800.00	562,800.00	562,800.00	562,800.00	.00	.0%
30620620	73235 Prin17Garg	298,100.00	325,200.00	325,200.00	325,200.00	325,200.00	.00	.0%
30620620	73236 Prin17BCPA	286,000.00	312,000.00	312,000.00	312,000.00	312,000.00	.00	.0%
30620620	74198 In 04 IceB	.00	.00	.00	.00	.00	.00	.0%
30620620	74199 In 04 IceG	.00	.00	.00	.00	.00	.00	.0%
30620620	74210 In 04 BCPA	.00	.00	.00	.00	.00	.00	.0%
30620620	74234 Int 17Rink	16,762.06	5,853.12	5,853.12	5,853.12	5,853.12	.00	.0%
30620620	74235 Int17Garge	9,685.54	3,382.08	3,382.08	3,382.08	3,382.08	.00	.0%
30620620	74236 Int 17BCPA	9,292.40	3,244.80	3,244.80	3,244.80	3,244.80	.00	.0%
30620620	79180 Bnd Iss Cs	.00	.00	.00	.00	.00	.00	.0%
30620620	79196 ContrbtoFB	.00	.00	.00	.00	.00	.00	.0%
30620620	85100 Fm General	-576,710.27	.00	.00	.00	.00	.00	.0%
30620620	85211 Fm BPCA	-295,292.40	.00	.00	.00	.00	.00	.0%
30620620	85558 Fm CsmPkg	-307,785.54	.00	.00	.00	.00	.00	.0%
30620620	89100 To General	.00	.00	.00	.00	70,141.72	.00	.0%
TOTAL Multi-Project Bond Fund		-152,003.87	.00	.00	1,206,474.11	.00	.00	.0%
TOTAL REVENUE		-1,287,743.87	-1,212,480.00	-1,212,480.00	-6,005.89	-1,282,621.72	.00	.0%
TOTAL EXPENSE		1,135,740.00	1,212,480.00	1,212,480.00	1,212,480.00	1,282,621.72	.00	.0%
GRAND TOTAL		-152,003.87	.00	.00	1,206,474.11	.00	.00	.0%

# CAPITAL PROJECT FUNDS



## **CAPITAL PROJECT FUNDS**

40100100 Capital Improvement Fund

40120200 Capital Improvement (Asphalt & Concrete) Fund

# CAPITAL IMPROVEMENT 4010



## Purpose

As required by accounting standards, capital expenditures for governmental activities that are not considered business activities must be accounted for in a separate fund. Governments often find it useful to report major capital acquisition and construction separately from their ongoing operational activities. Separate reporting enhances an understanding of the government's capital activities, and it helps avoid the distortions in financial resources trend information that can arise when capital and operating activities are mixed.

## Authorization

Generally Accepted Accounting Principles (GAAP) provide for the use of capital project funds "to account for the financial resources to be used for the acquisition and construction of major capital facilities (other than those financed through proprietary (enterprise) and trust funds)."

## FY 2026 Budget & Program Highlights

The FY 2026 Capital Improvement Budget will fund the following capital projects (see below). Home Rule Sales Tax and Local Motor Fuel Tax revenue will fund street resurfacing and sidewalk projects located in the Capital Improvement (Asphalt & Concrete) Fund. The Bloomington City Council created this fund on April 22, 2019.

<b>Capital Improvement Fund/General Fund</b>	
<b>Administration Capital Improvement Projects</b>	
Purchase of a Downtown Parking Complex	\$ 3,950,000
<b>Fire Capital Improvement Projects</b>	
Fire Station 4 Kitchen Remodel	\$ 100,000
Fire Station 3 HVAC Replacement	\$ 280,000
Fire Station 1 HVAC Replacement	\$ 825,000
Fire Station 1 Sprinkler Addition	\$ 50,000
<b>Facilities Capital Improvement Projects</b>	
Unforeseen Major Facility Repairs	\$ 100,000
Police Department Elevator Improvements	\$ 300,000
Police Department HVAC System	\$ 500,000
<b>Parks Capital Improvement Projects</b>	
Miller Park Zoo Katthoefer - Building Upgrade	\$ 500,000
Sunnyside Park Sustainability Initiative OSLAD Grant	\$ 3,270,400
Unforeseen Major Repairs Throughout Parks & Recreation Department	\$ 50,000
Westwood Playground - Install playground and develop park	\$ 50,000
Route 66 Trail - Funk's Grove to McLean - Construction	\$ 130,000
Route 66 Trail-Towanda to Lexington-(Phase 1)	\$ 13,700
Trail-Resurfacing Morris Avenue to Bellas Landscaping 4,303'	\$ 193,635
Zoo - Kitchen Roof Replacement	\$ 200,000
O'Neil Aquatics Center - Concessions Shade Sail	\$ 25,000

<b>Engineering Capital Improvement Projects</b>	
Hershey & Hamilton Road Trail and Ireland Grove Road Sidewalk Improvements	\$ 500,000
Constitution Trail Extension: Lafayette St to Hamilton Rd - Land	\$ 4,000
Inspection (Phase III Services)	\$ 90,000
Constitution Trail Extension: Lafayette St to Hamilton Rd - Construction (ITEP Grant City Share)	\$ 220,000
Airport Rd & Cornelius Dr Traffic Signal Improvements - Design	\$ 64,000
Airport Rd & Cornelius Dr Traffic Signal Improvements - Construction	\$ 547,000
<b>Sub-Total:</b>	<b>\$ 11,962,735</b>
<b>Unfunded:</b>	
<b>Total Capital Improvement Fund Projects Funded:</b>	<b>\$ 11,962,735</b>

**Funding Source**

Transfer from the General Fund, Grants, Private Foundations and Bond proceeds.

**What we Accomplished in FY 2025**

- BCPA Roof Replacement
- BCPA Upgrade Old HVAC Unit
- Police Department Security Upgrades
- Overall Fire Station Study
- Fire Station 1 Roof Replacement
- Unforeseen Major Facility Repairs
- Evaluate & Design Police Department HVAC Improvements
- Architectural and Engineering Services for the Proposed Downtown Transfer Station and Parking Garage
- Parking Garage Security Cameras
- Butler Parking Lot Improvements
- Unforeseen Major Repairs Throughout Parks & Recreation Department
- North Pointe Playground
- White Oak North Playground - North
- McGraw Park Sister Cities Wall Cap Replacement
- Lincoln Leisure Center - Roof Replacement
- Design Plans for Locker Room Modifications at Bloomington Ice Center
- Construction Locker Room Modifications at Bloomington Ice Center
- Route 66 Trail Funk's Grove to McLean 4.8 miles, Section 6-Design

- Trail – Resurfacing Locust St. to Chestnut St.
- Trail – Resurfacing Bunn Street to State Farm Park
- Trail-Stone Roller Cir to Benjamin School Trail
- Miller Park Zoo Master Plan
- Zoo - Addition of Wolf Habitat/Perimeter Gates- Installation of two sets of double gates
- Miller Park Zoo Katthoefer HVAC Replacement
- Miller Park Zoo Katthoefer - Building Upgrade
- Dog Park - Ewing 3
- BHS Tennis Courts
- Purchase of Owens Nursery for the Relocation of the City's Public Works Campus
- The Grove on Kickapoo Creek Subdivision Pavement Oversizing
- Meadowbrook Subdivision Improvement Project
- Route 66 Trail & Pepper Ridge Sidewalk Improvements – Construction
- Wylie Dr & Maple Hill Rd Intersection Improvement - Construction

### Budgetary Fund Balance

Capital Improvement Fund	FY 2024 (audited)	FY 2025 (Projected)	FY 2026 (Projected)
<b>Budgetary Fund Balance</b>	\$3,050,881	\$3,237,462	\$260,735

### Fun Facts

Capital expenditures are building improvements, land improvements and infrastructure.

The purchase of vehicles and equipment is accounted for in either the Capital Lease Fund or within the departmental budgets depending on the funding source.

# CITY OF BLOOMINGTON, IL

## NEXT YEAR / CURRENT YEAR BUDGET ANALYSIS

PROJECTION: 20265 FY 2026 BUDGET MASTER LEVEL 5

ACCOUNTS FOR:			2024	2025	2025	2025	2025	2026	PCT
Capital	Improvements		ACTUAL	ORIG BUD	REVISED BUD	ACTUAL	PROJECTION	ADOPTED	CHANGE
40100100	40000	Use Fund B	.00	-1,611,051.00	-1,611,051.00	.00	.00	-2,976,727.00	84.8%
40100100	53110	75000 Fed Grants	-471,457.72	.00	.00	.00	.00	.00	.0%
40100100	53120	St Grants	-750,000.00	-2,340,800.00	-2,340,800.00	-250,000.00	-1,814,728.00	-2,265,608.00	-3.2%
40100100	53310	St of IL	.00	.00	.00	.00	.00	.00	.0%
40100100	56010	Int Income	-347,160.77	.00	.00	-261,127.20	-300,000.00	-100,000.00	.0%
40100100	56110	UR GainLs	.00	.00	.00	.00	.00	.00	.0%
40100100	57110	Prop Sale	.00	.00	.00	.00	.00	.00	.0%
40100100	57310	Donations	-40,000.00	.00	.00	.00	.00	-2,670,400.00	.0%
40100100	57320	Pown Contr	.00	.00	.00	.00	.00	.00	.0%
40100100	57330	Zoo Contrb	.00	.00	.00	.00	.00	.00	.0%
40100100	57390	Othr Cont	.00	.00	.00	.00	.00	.00	.0%
40100100	57420	PropDamCln	.00	.00	.00	.00	.00	.00	.0%
40100100	57421	45002 Loss Recov	.00	.00	.00	.00	.00	.00	.0%
40100100	57510	Bd Proceed	.00	.00	.00	.00	.00	.00	.0%
40100100	57510	49000 Bd Proceed	.00	.00	.00	.00	.00	.00	.0%
40100100	57511	Bond Prem	.00	.00	.00	.00	.00	.00	.0%
40100100	57515	Ln Proceed	.00	.00	.00	.00	.00	.00	.0%
40100100	57985	Cash Stovr	.00	.00	.00	.00	.00	.00	.0%
40100100	70050	Eng Sv	.00	.00	.00	.00	.00	.00	.0%
40100100	70050	40101 Eng Sv	.00	.00	.00	.00	.00	.00	.0%
40100100	70051	A&E Cap	1,546,950.00	1,801,000.00	1,937,350.00	870,493.08	1,112,733.00	154,000.00	-92.1%
40100100	70051	49000 A&E Cap	.00	.00	.00	.00	.00	.00	.0%
40100100	70051	75000 A&E Cap	.00	.00	.00	.00	.00	.00	.0%
40100100	70220	Oth PT Sv	.00	.00	.00	.00	.00	.00	.0%
40100100	72120	CO Comp Eq	.00	.00	.00	.00	.00	.00	.0%
40100100	72140	CO Other	152,985.09	275,000.00	275,000.00	272,397.70	272,398.00	75,000.00	-72.7%
40100100	72140	49000 CO Other	.00	.00	.00	.00	.00	.00	.0%
40100100	72510	Land	.00	1,520,000.00	6,945,000.00	5,385,351.26	5,385,351.26	3,954,000.00	-43.1%
40100100	72520	Buildings	1,691,879.20	3,797,500.00	3,661,150.00	1,813,529.72	3,323,893.86	6,175,400.00	68.7%
40100100	72520	15000 Buildings	.00	.00	.00	.00	.00	.00	.0%
40100100	72520	45002 Buildings	.00	.00	.00	.00	.00	.00	.0%
40100100	72520	65000 Buildings	.00	.00	.00	.00	.00	.00	.0%
40100100	72520	70000 Buildings	.00	.00	.00	.00	.00	.00	.0%
40100100	72530	St Const	1,469,854.10	816,801.00	816,801.00	216,853.84	846,486.84	.00	.0%
40100100	72530	40500 St Const	.00	.00	.00	.00	.00	.00	.0%
40100100	72530	40600 St Const	.00	.00	.00	.00	.00	.00	.0%
40100100	72560	Sdwk Const	.00	650,000.00	650,000.00	.00	150,000.00	500,000.00	-23.1%
40100100	72560	40500 Sdwk Const	.00	.00	.00	.00	.00	.00	.0%
40100100	72570	Park Const	14,170.35	75,000.00	75,000.00	.00	.00	.00	.0%
40100100	72570	49000 Park Const	547,435.65	.00	.00	.00	.00	.00	.0%
40100100	72580	Bike Trail	168,051.06	616,550.00	616,550.00	94,254.70	102,284.00	557,335.00	-9.6%
40100100	72620	oCap Imprv	64,086.83	1,400,000.00	1,400,000.00	19,077.57	660,000.00	547,000.00	-60.9%
40100100	72620	45001 oCap Imprv	.00	.00	.00	.00	.00	.00	.0%

# CITY OF BLOOMINGTON, IL

## NEXT YEAR / CURRENT YEAR BUDGET ANALYSIS

PROJECTION: 20265 FY 2026 BUDGET MASTER LEVEL 5									
ACCOUNTS FOR:									
Capital Improvements	2024 ACTUAL	2025 ORIG BUD	2025 REVISED BUD	2025 ACTUAL	2025 PROJECTION	2026 ADOPTED	PCT CHANGE		
40100100 72900 UnfndCapAd	.00	.00	.00	.00	.00	.00	.00	.00	.0%
40100100 74990 Othr Intst	.00	.00	.00	.00	.00	.00	.00	.00	.0%
40100100 79180 Bnd Iss Cs	.00	.00	.00	.00	.00	.00	.00	.00	.0%
40100100 79196 ContrbtoFB	.00	.00	.00	.00	186,581.04	.00	.00	.00	.0%
40100100 79990 Othr Exp	.00	.00	.00	.00	.00	.00	.00	.00	.0%
40100100 85100 Fm General	-4,450,000.00	-7,000,000.00	-12,425,000.00	-5,425,000.00	-9,925,000.00	-3,950,000.00	-68.2%		
40100100 85101 Frm Prk Dd	.00	.00	.00	.00	.00	.00	.00	.00	.0%
40100100 85331 Fm Emp TIF	.00	.00	.00	.00	.00	.00	.00	.00	.0%
40100100 89413 ToAshphalt	.00	.00	.00	.00	.00	.00	.00	.00	.0%
40100100 89531 To StrmWtr	.00	.00	.00	.00	.00	.00	.00	.00	.0%
TOTAL Capital Improvements	-403,206.21	.00	.00	2,735,830.67	.00	.00	.00	.00	.0%
TOTAL REVENUE	-6,058,618.49	-10,951,851.00	-16,376,851.00	-5,936,127.20	-12,039,728.00	-11,962,735.00	.0%		
TOTAL EXPENSE	5,655,412.28	10,951,851.00	16,376,851.00	8,671,957.87	12,039,728.00	11,962,735.00	.0%		
GRAND TOTAL	-403,206.21	.00	.00	2,735,830.67	.00	.00	.00	.00	.0%

# CITY OF BLOOMINGTON, IL

## PROJECTION 20265 / BUDGET ENTRY FUTURE YRS REPORT

ORG	OBJECT PROJ	DESC	2027	2028	2029	2030
<b>40100100 Capital Improvement Fund</b>						
40100100	40000	Use Fund B	.00	.00	.00	.00
40100100	53120	St Grants	.00	.00	.00	.00
40100100	56010	Int Income	.00	.00	.00	.00
40100100	57310	Donations	.00	.00	.00	.00
40100100	70051	A&E Cap	.00	.00	.00	.00
40100100	72140	CO Other	75,000.00	100,000.00	450,000.00	450,000.00
40100100	72510	Land	.00	.00	.00	.00
40100100	72520	Buildings	1,439,500.00	1,800,125.00	1,367,881.25	1,285,775.30
40100100	72530	St Const	500,000.00	.00	.00	.00
40100100	72560	Sdwk Const	.00	.00	.00	.00
40100100	72580	Bike Trail	148,700.00	13,700.00	.00	300,000.00
40100100	72620	OCap Imprv	80,000.00	.00	50,000.00	.00
40100100	85100	Fm General	-2,243,200.00	-1,913,825.00	-1,867,881.25	-2,035,775.30
<b>TOTAL 40100100 Capital Improvement Fund</b>			<b>.00</b>	<b>.00</b>	<b>.00</b>	<b>.00</b>
<b>TOTAL REVENUE</b>			<b>-2,243,200.00</b>	<b>-1,913,825.00</b>	<b>-1,867,881.25</b>	<b>-2,035,775.30</b>
<b>TOTAL EXPENSE</b>			<b>2,243,200.00</b>	<b>1,913,825.00</b>	<b>1,867,881.25</b>	<b>2,035,775.30</b>
<b>GRAND TOTAL</b>			<b>.00</b>	<b>.00</b>	<b>.00</b>	<b>.00</b>

# CAPITAL IMPROVEMENT (ASPHALT & CONCRETE) 4012



## Purpose

In order to increase transparency and specifically track those related revenues and expenses, Staff recommended a separate Capital Improvement Fund, the Capital Improvement Asphalt and Concrete Fund, be established. These funds are solely for sidewalks and street maintenance projects within the City, which may include overlay projects, concrete or asphalt resurfacing and other related street maintenance projects specifically approved by the City Council, as well as sidewalk repair and maintenance.

Local Motor Fuel Tax (LMFT): The City imposes a LMFT of 8 cents per gallon under home rule authority. The LMFT does not have the same administrative requirements as MFT and is typically contained within the Street Maintenance narrative. The LMFT is authorized by City Municipal Code, Chapter 39, Article XVIII.

## Authorization

The City raises revenue from two sources, which are dedicated to the maintenance of the City's streets and sidewalks: the City's tax on local motor fuel, pursuant to Ordinance No. 2014-34 and No. 2019-20; and a portion of the City's Home Rule Sales Tax, pursuant to Ordinance No. 2015-62.

## FY 2026 Budget & Program Highlights

The FY 2026 Capital Improvement Budget will fund the following capital projects. Home Rule Sales Tax and Local Motor Fuel Tax revenue will fund street resurfacing and sidewalk projects. This work should begin in summer 2025.

Engineering Capital Improvement (Asphalt & Concrete) Fund Projects	
Multi-Year Street & Alley Resurface Program	\$2,750,000
High Pressure Slurry Seal	\$1,500,000
Reclamite	\$250,000
Multi-Year Sidewalk, Curb & Gutter Replacement	\$2,800,000
Multi-Year Street, Alley & Sidewalk Repairs	\$700,000
<b>Totals:</b>	<b>\$8,000,000</b>

## What we accomplished in FY 2025

- \$10.6 million in street resurfacing, pavement preservation work, and sidewalk projects to bring them into compliance with the Americans with Disabilities Act and upgrade deficient curb and gutter.
- Repaired various streets, sidewalks, and associated infrastructure, including implementation of the first concrete residential street focused repair program.
- Continued utilizing High Pressure Slurry and Reclamite pavement preservation techniques to extend pavement life.
- Continued providing regular updates on the Bloomington Streets website, which includes roadwork information, photos, and videos.

## Funding Source

Local Motor Fuel Tax and 10% of the City's Home Rule Sales Tax

**Budgetary Fund Balance**

<b>Capital Improvement (Asphalt &amp; Concrete) Fund</b>	<b>FY 2024 (audited)</b>	<b>FY 2025 (Projected)</b>	<b>FY 2026 (Projected)</b>
<b>Budgetary Fund Balance</b>	\$112,285	\$983,422	\$116,199

# CITY OF BLOOMINGTON, IL

## NEXT YEAR / CURRENT YEAR BUDGET ANALYSIS

PROJECTION: 20265 FY 2026 BUDGET MASTER LEVEL 5

ACCOUNTS FOR:

Cap Imp.	Asphalt & Concrete	2024 ACTUAL	2025 ORIG BUD	2025 REVISED BUD	2025 ACTUAL	2025 PROJECTION	2026 ADOPTED	PCT CHANGE
40120200	40000							
	Use FB	.00	.00	.00	.00	.00	-867,223.06	.0%
40120200	50014							
	Hm Rule Tx	-3,038,257.00	-3,030,571.21	-3,030,571.21	-2,024,603.97	-3,028,723.11	-3,066,326.90	1.2%
40120200	50020							
	Local MFT	-4,131,600.47	-4,200,000.00	-4,200,000.00	-2,607,616.72	-3,848,827.13	-4,000,000.00	-4.8%
40120200	53110							
	75000 Fed Grants	-1,395,449.16	-2,000,000.00	-2,000,000.00	.00	-2,604,550.84	.00	.0%
40120200	56010							
	Int Income	-412,516.07	-250,000.00	-250,000.00	-301,966.02	-350,000.00	-50,000.00	-80.0%
40120200	56110							
	UR GainLs	.00	-6,450.04	-6,450.04	.00	-6,450.04	-6,450.04	.0%
40120200	57320							
	Pown Contr	.00	-10,000.00	-10,000.00	-17,463.13	-17,463.12	-10,000.00	.0%
40120200	72530							
	St Const	5,362,727.93	8,000,000.00	9,684,146.65	9,684,146.65	9,580,254.00	6,000,000.00	-38.0%
40120200	72530							
	75000 St Const	1,000,000.00	.00	.00	.00	.00	.00	.0%
40120200	72560							
	Sdwk Const	2,489,159.90	2,000,000.00	700,000.00	547,633.92	547,633.92	2,000,000.00	185.7%
40120200	72560							
	75000 Sdwk Const	700,000.00	.00	300,000.00	356,988.93	356,988.93	.00	.0%
40120200	79196							
	ContrbtoFB	.00	1,997,021.25	1,312,874.60	.00	871,137.39	.00	.0%
40120200	85100							
	Fm General	-1,000,000.00	-2,500,000.00	-2,500,000.00	-1,500,000.00	-1,500,000.00	.00	.0%
TOTAL Cap Imp. Asphalt & Con		-425,934.87	.00	.00	4,137,119.66	.00	.00	.0%
TOTAL REVENUE		-9,977,822.70	-11,997,021.25	-11,997,021.25	-6,451,649.84	-11,356,014.24	-8,000,000.00	.0%
TOTAL EXPENSE		9,551,887.83	11,997,021.25	11,997,021.25	10,588,769.50	11,356,014.24	8,000,000.00	.0%
GRAND TOTAL		-425,934.87	.00	.00	4,137,119.66	.00	.00	.0%

# CITY OF BLOOMINGTON, IL

## PROJECTION 20265 / BUDGET ENTRY FUTURE YRS REPORT

ORG	OBJECT PROJ	DESC	2027	2028	2029	2030
<b>40120200 Cap Imp Asphalt &amp; Concrete Fund</b>						
40120200	40000	Use FB	-55,896.52	.00	.00	.00
40120200	50014	Hm Rule Tx	-3,127,653.44	-3,190,206.50	-3,254,010.64	-3,319,090.80
40120200	50020	Local MFT	-4,000,000.00	-4,000,000.00	-4,000,000.00	-4,000,000.00
40120200	56010	Int Income	-50,000.00	-50,000.00	-50,000.00	-50,000.00
40120200	56110	UR GainLs	-6,450.04	-6,450.04	-6,450.04	-6,450.04
40120200	57320	POwn Contr	-10,000.00	-10,000.00	-10,000.00	-10,000.00
40120200	72530	St Const	5,750,000.00	5,750,000.00	5,750,000.00	5,750,000.00
40120200	72560	Sdwk Const	1,500,000.00	1,500,000.00	1,500,000.00	1,500,000.00
40120200	79196 75000	ContrbtoFB	.00	6,656.54	70,460.68	135,540.84
<b>TOTAL 40120200 Cap Imp Asphalt &amp; Concr.</b>			<b>.00</b>	<b>.00</b>	<b>.00</b>	<b>.00</b>
<b>TOTAL REVENUE</b>			<b>-7,250,000.00</b>	<b>-7,256,656.54</b>	<b>-7,320,460.68</b>	<b>-7,385,540.84</b>
<b>TOTAL EXPENSE</b>			<b>7,250,000.00</b>	<b>7,256,656.54</b>	<b>7,320,460.68</b>	<b>7,385,540.84</b>
<b>GRAND TOTAL</b>			<b>.00</b>	<b>.00</b>	<b>.00</b>	<b>.00</b>

# CAPITAL EQUIPMENT



## CAPITAL EQUIPMENT FY 2025

### Capital Lease Fund

40110151 FY 2025 Capital Lease

Capital equipment includes capital assets items: furniture, machinery, equipment, and vehicles that have a useful life of one year or more and cost a minimum of \$5,000. These items are budgeted within the individual departments or the Capital Lease Fund, if applicable, and depreciation is calculated annually.

# CAPITAL LEASE 4011



## Purpose

In FY 2011, the City initiated a Capital Lease program to replace needed equipment. The City utilizes capital leases for some of its equipment, rolling stock needs and some capital projects and infrastructure. The City has not had to utilize a capital lease since FY 2020. Paying cash for equipment/projects has enabled the City to save residents money since no borrowing and thus no principal and interest payments has been necessary.

## What is a Capital Lease?

A capital lease is a fixed-term (and usually non-cancelable) lease, similar to a loan agreement, used to purchase a capital asset in installments. The lessor's services are limited to financing the asset, and the lessee "City" pays all costs, which include insurance, maintenance, and taxes. Capital leases are regarded as equivalent to a sale by the lessor, and a purchase by the lessee (even though the lessor holds the title in the lessee's name until the end of the lease period). Therefore, leased assets must be capitalized and shown in the lessee's balance sheet as a fixed asset with a corresponding non-current liability (lease payable).

To be considered a capital lease, a lease must meet one or more of these four criteria:

- (1) The title of the asset passes automatically from the lessor to the lessee at the end of the lease term. (This criterion is met by the City.)
- (2) The lease contains a bargain purchase option under which the lessee may acquire the leased asset at less than its fair market value at the end of the lease term,
- (3) The lease term is for a period longer than 75 percent of the estimated economic life of the asset, or
- (4) The present value of the lease payments is greater than 90 percent of the fair market value of the asset at the beginning of the lease term.

A capital lease is a "full payment lease" because the lease payments pay back (amortize) the full cost (including finance costs, overhead and profit margin) of the leased asset to the lessor, with little or no dependence on the residual (or salvage) value of the asset.

## The City Has the Following Capital Lease Programs

### Capital Lease Purchases FY 2016

Total	5 Years	10 Years
<b>\$3,981,567</b>	<b>\$2,030,428</b>	<b>\$1,951,139</b>
<b>Payment period</b>	July 2016–June 2021 <i>Note: This 5-year Capital Lease was paid off June 2021</i>	July 2016-June 2026

- Capital Lease Purchased in FY 2016 and Financed in FY 2017
- Equipment included: IS Security camera infrastructure, IS Network switch replacements, IS fixed assets, Police Department Professional Standards software, IS Video Conferencing Solution, Parks Mower, Fire Cardiac Monitor/Defibrillator, 3-Fire Oxygen Cylinder Fill Stations, 1 Fire F-150 Truck, 1-Fire SUV, 1-Fire Utility Task Vehicle, 1-Water Admin Dodge Dakotas, 1-Water John Deere 410J, 1-Water Small Wheel Loader, 1-Water Dodge Sprinter, 1-Lake IH7400, 1-Sewer Dodge Dakota, 1-Sewer Ford E450, 1-Solid Waste IHS4900, 1 Solid Waste IH7400, 1-Solid Waste John Deere TC54H, 1-Golf Rough Mower.
- Capital Projects included: Fire Station Vehicle Exhaust Drop (all stations will have been completed after FY 2016) for \$120,000, Design to demolish City Hall Annex for \$29,600, HAVCO Building Demolition for \$86,460, Replace Video System at the Coliseum for \$1.3 million, Upgrade Point of Sale system at the Coliseum for \$147,000, Repairs to HVAC, Chiller, Plumbing & Electrical Work at the Coliseum for \$296,000

### Capital Lease Purchases FY 2017

Total	5 Years	10 Years
<b>\$4,763,623</b>	<b>\$3,404,881</b>	<b>\$1,358,742</b>
<b>Payment period</b>	October 2017–September 2022 <i>Note: This 5-year Capital Lease was paid off September 2022</i>	October 2017-September 2027

- Capital Lease Purchased in FY 2017 and Financed in FY 2018
- Equipment included: Parks & Rec Registration Software, IS Agenda Management Software, IS Network Equipment replacement, IS Network storage & Server Equipment, IS Fixed Asset replacement, IS Video Conference implementation, IS Wi-Fi Access points at Coliseum, 1-Building Safety GMC Canyon, 2-Facilities Ford F350, Facilities Design to Demolish City Hall Annex, 2-Parks Ford F250, 1-Parks Ford F350, 1-Parks Kenworth T360, 3-Parks Upfront Mower, 1-Parks Wide Area Mower, 1-Parks Jacobsen 5111, 1-Parks BC1500 Chipper, 1-Parks Gang Mower, 1-Parks Tip Trailer, 1-Public Works Starcom equipment, 1-Engineering Chevrolet Silverado, 2-Street Maintenance 1 Ton Dump, 1-Fleet Shop Pressure Washer, 1-Fleet Vehicle Lift, 8-Police Patrol Vehicles, 2-Police Chevrolet Tahoe, 1-Police Kawasaki Mule, Police Body Worn Cameras, 1-Fire Pump Truck, 1-Fire Ford Expeditions, 2-Fire International Navistar Horton Ambulance, Fire Cardiac Monitor/Defibrillators, Fire Stryker Power cot Replacement, Fire Multi-Year Outdoor Warning Siren Replacement, Fire IV Administration Pumps, Water Leak Detection Equipment, Water Precision Locating Equipment, Water Excavation Shoring Equipment, 1-Water Ford F350, Water Stream Sampling/Flow Monitoring Equipment, Water Field Instrumentation and Data loggers, Water Gator for Watershed Field Work/Monitoring, Water Turbidimeters for Filters, Water Survey Grade GPS Unit, Lake Floating Dock Sections, 1-Storm Water Elgin Eagle F1692D, 1-Solid

Waste McNeilus 2511 Rear Loading Refuse truck, 1-Solid Waste WA200-7 Wheel Loader, 1-Golf Ford Explorer, Arena Hockey Dasher Boards

### Capital Lease Purchases FY 2018

Total	5 Years	10 Years
<b>\$5,119,452</b>	<b>\$3,517,666</b>	<b>\$1,601,786</b>
<b>Payment period</b>	December 2018–November 2023 <i>Note: This 5-year Capital Lease was paid off November 2023</i>	December 2018–November 2028

- Capital Lease Purchased in FY 2018 and Financed in FY 2019
- Equipment included: IS Fixed Asset replacements, Police Geo Time software, Video Conferencing equipment, IS Storage equipment, Fire Department Management software, Network Equipment replacement, 3-Parks trucks, Parks Bobcat T650 with tracks, Parks Stump Grinder, Parks Dingo, Parks Playground equipment, 2-Parks Mini Load Trencher, Zoo Dodge Caravan, Pepsi Ice Zamboni, 1-Street Maintenance Ford F-350, 1-Street Maintenance Ford F-350 Super Duty, 5-Street Maintenance Ford F-150, 8-Police Vehicles, 1-Police Mule, Police Firearms Training Simulator, Police Parking Garage LED Light Fixtures, 1-Communication Center Dispatch software, 2-Fire Vehicles, Fire Apparatus truck, Fire Cardiac Monitor/Defibrillators, Fire Stryker Power-PRO XT Cot, Fire Outdoor Warning Siren Replacement, Fire Cardiac Chest Compression Device, Water Transmission Compressor, Water Transmission pallet forks, Water Transmission tractor trailer, Water Transmission Pump Station mower, Water Transmission Hydra-Stop equipment, Water Purification Valve Turner with trailer, Water Purification Autotitrator, Water Purification Water Quality Instrument Panels, Water Purification Laboratory Microscope Camera and software, Water Meter Services vehicle, Lake Maintenance Bob Cat, Lake Maintenance Front End Mower, 2-Sewer vehicle, Sewer CAT Backhoe, Storm Water Street Sweeper, Solid Waste truck, Solid Waste Rear Packer Loader, Golf Carts, 4-Golf Mowers, 2-Golf Tractors, 2-Golf Bunker Rakes, Golf Aerification equipment, Arena Dasher Boards, Parking Garage entrance equipment

### Capital Lease Purchases FY 2019

Total	5 Years	10 Years
<b>\$4,629,023</b>	<b>\$3,581,808</b>	<b>\$1,047,215</b>
<b>Payment period</b>	March 2020–February 2025 <i>Note: This 5-year Capital Lease was paid off February 2025</i>	March 2020–February 2030

- Capital Lease Purchased in FY 2019 and Financed in FY 2020
- Equipment included: IS Fixed Asset replacements, Access Control Upgrade for Police Department, IS Video Conference implementation, IS DocuSign software, IS Transend Migrator software, IS Body Worn Cameras for Police, IS Network Equipment replacement, Mobile Data Terminals for Police, Code Enforcement Chevrolet Colorado Pickup, Parks Kenworth T270, Parks Toro Ground Master 4000 mower, Recreation Dodge Grand Caravan, Street Maintenance Ford F350, Street Maintenance HV507 SFA Dump Truck, Snow-Ice HV507 SFA Dump Truck, 9-Police Ford Explorer, Police Ford Transit Van, Fire Outdoor Warning Siren, 3-Fire Thermal Imaging Camera, Fire Cardiac Monitor/Defibrillators, Fire Engine Pierce Arrow EB-422 100' Platform, Sewer HV507 SFA Dump Truck, Sewer CAT 430F2IT Backhoe Loader, 2-Solid Waste HV507 SFA Dump Truck, 2-Solid Waste JRB, Solid Waste ODB LTC600 Leaf Vacuum, 2-Solid Waste Bulk

Grapple Boom Truck, Solid Waste Automated Refuse Truck, Golf Sprayer with GPS Technology, Golf Cart Fleet, Arena Zamboni 552AC, and Arena Repair/Replacement of Sound System.

### Capital Lease Purchases FY 2020

Total	5 Years	10 Years
<b>\$4,282,628</b>	\$3,007,789	\$1,274,840
<b>Payment period</b>	December 2020–November 2025	December 2020–November 2030

- Capital Lease Purchased in FY 2020 and Financed in FY 2021

Equipment included: IS Fixed Asset replacements, IS Network storage & Server Equipment, IS DocuSign software, IS GIS Enterprise Server Upgrade, Parks 2020 Ford Escape Hybrid, Parks 2020 Ford F150 Truck, Parks Toro Workman UTV & spreader, 2-Parks Trailer, Parks Toro Groundmaster 4000-D, 2-Street Maintenance 2020 International HV507, Street Maintenance Falcon Hot Box, Snow-Ice 2020 International HV507, Police Replace Portable & in Car Radios with Single Band 8000 Series, Fire 2020 Ford F250 with Snow Plow, Fire 2020 Ford F-550 Horton Ambulance, Fire Stryker Power-PRO XT Cot, Fire Cardiac Monitor/Defibrillators, Fire Station #1, 3 & 4 Generators, 1-Storm Water 2021 International HV607 with Vector 2100i Sewer Cleaner, 3-Solid Waste Refuse Trucks 2020 Crane Carrier LDTT2-30 with Helping Hand, Solid Waste Hook Lift Truck, 2-Solid Waste JRB Buckets

### Capital Lease Purchases FY 2021

- Capital Equipment Purchased in FY 2021 was paid with cash. Therefore, there was no new Capital Lease Financed in FY 2022.

### Capital Lease Purchases FY 2022

- Capital Equipment Purchased in FY 2022 was paid with cash. Therefore, there was no new Capital Lease Financed in FY 2023.

### Capital Lease Purchases FY 2023

- Capital Equipment Purchased in FY 2023 was paid with cash. Therefore, there was no new Capital Lease Financed in FY 2024.

### Capital Lease Purchases FY 2024

- Capital Equipment Purchased in FY 2024 was paid with cash. Therefore, there was no new Capital Lease Financed in FY 2025.

### Capital Lease Purchases FY 2025

- Capital Equipment Purchased in FY 2025 was paid with cash. Therefore, there was no new Capital Lease Financed in FY 2026.

# CITY OF BLOOMINGTON, IL

## NEXT YEAR / CURRENT YEAR BUDGET ANALYSIS

PROJECTION: 20265 FY 2026 BUDGET MASTER LEVEL 5									
ACCOUNTS FOR:			2024	2025	2025	2025	2025	2026	PCT
Capital Lease Fund			ACTUAL	ORIG BUD	REVISED BUD	ACTUAL	PROJECTION	ADOPTED	CHANGE
40110131	56010	Int Income	-42,665.04	.00	.00	-258.50	.00	.00	.0%
40110149	72130	CO Lcn Veh	1,903,531.56	.00	.00	.00	.00	.00	.0%
40110149	72140	CO Other	190,152.00	.00	.00	.00	.00	.00	.0%
40110151	57516	Lease Proc	.00	-1,637,706.00	-1,637,706.00	.00	-1,316,331.00	.00	.0%
40110151	72130	CO Lcn Veh	.00	1,245,020.00	1,245,020.00	51,131.50	1,170,972.00	.00	.0%
40110151	72140	CO Other	.00	392,686.00	392,686.00	1,198,527.08	145,359.00	.00	.0%
TOTAL Capital Lease Fund			2,051,018.52	.00	.00	1,249,400.08	.00	.00	.0%
TOTAL REVENUE			-42,665.04	-1,637,706.00	-1,637,706.00	-258.50	-1,316,331.00	.00	.0%
TOTAL EXPENSE			2,093,683.56	1,637,706.00	1,637,706.00	1,249,658.58	1,316,331.00	.00	.0%
GRAND TOTAL			2,051,018.52	.00	.00	1,249,400.08	.00	.00	.0%

**General Fund Capital Assets-Furniture, Machinery, Equipment Vehicles Adopted Budget FY 2026**

<b>Department</b>	<b>Unit</b>	<b>Item</b>	<b>New or Replacement</b>	<b>FY 2026 Cash</b>
Information Services		Fixed Asset Replacements - Includes servers, larger printers, large format scanners, data storage devices, networking equipment, etc.	Replacement	\$ 200,000
Information Services		Facility / Public Safety Security Camera	New	\$ 50,000
Information Services		WAN/Wireless, Infrastructure Upgrades and Installation	Replacement	\$ 75,000
Information Services		Training Room / Testing Center - Government Center	New	\$ 100,000
Information Services		Phone System Upgrade - Phase 2	Replacement	\$ 100,000
Information Services		Downtown Fiber Infrastructure	New	\$ 450,000
Information Services		Network/Infrastrucutre Relocation of Operations Building	New	\$ 75,000
<b>Information Services Capital Outlay Total:</b>				<b>\$ 1,050,000</b>
Parks	784	1987 IH S1954/Tree Spade	Replacement	\$ 28,257
Parks		2025 Ford F650	New	\$ 130,104
Parks	731	Trailer (731)	Replacement	\$ 13,000
Parks	713	Trailer (713)	Replacement	\$ 14,000
<b>Parks Capital Outlay Total:</b>				<b>\$ 185,361</b>
BCPA		PA Replacement/Refurbishment	Replacement	\$ 100,000
<b>BCPA Capital Outlay Total:</b>				<b>\$ 100,000</b>

**General Fund Capital Assets-Furniture, Machinery, Equipment Vehicles Adopted Budget FY 2026**

<b>Department</b>	<b>Unit</b>	<b>Item</b>	<b>New or Replacement</b>	<b>FY 2026 Cash</b>
Miller Park Zoo		Med. Primate squeeze/transport crate (w/scale)	New	\$ 6,000
Miller Park Zoo		Generator - Zoo Hospital	New	\$ 30,000
Miller Park Zoo		Industrial refrigerator (one/year, different areas)	Replacement	\$ 6,000
Miller Park Zoo		"iStat alliniti" blood diagnostic machine (Zoetis, single-source)	New	\$ 15,000
<b>Miller Park Zoo Capital Outlay Total:</b>				<b>\$ 57,000</b>
Street Maintenance	S05	2017 Ford F350	Replacement	\$ -
Street Maintenance	S28	2014 IH 7400	Replacement	\$ 286,000
<b>Street Maintenance Capital Outlay Total:</b>				<b>\$ 286,000</b>
Snow & Ice	R30	Snow Plow	Replacement	\$ 35,672
Snow & Ice	R31	Snow Plow	Replacement	\$ 35,672
Snow & Ice	R39	Snow Plow	Replacement	\$ 35,672
Snow & Ice	S31	Snow Plow	Replacement	\$ 35,672
<b>Snow &amp; Ice Capital Outlay Total:</b>				<b>\$ 142,688</b>
Fleet Management		A/C Machine R-1234YF	Replacement	\$ 9,150
<b>Fleet Capital Outlay Total:</b>				<b>\$ 9,150</b>

**General Fund Capital Assets-Furniture, Machinery, Equipment Vehicles Adopted Budget FY 2026**

<b>Department</b>	<b>Unit</b>	<b>Item</b>	<b>New or Replacement</b>	<b>FY 2026 Cash</b>
Police	P12	2020 Ford Explorer	Replacement	\$ 70,278
Police	P41	2016 Chevrolet Impala	Replacement	\$ 67,080
Police	P52	2002 GMC 3500	Replacement	\$ 51,626
Police	P62	2015 Ford Explorer	Replacement	\$ 67,080
Police		Evidence Room Shelving and Storage	New	\$ 45,000
Police		1 additional Drone for use by Patrol	New	\$ 6,000
Police		1 Ballistic Shield for Command Vehicle (New Vehicle from FY25)	New	\$ 5,000
Police		Crisis Negotiation Throw Phone	Replacement	\$ 6,000
<b>Police Department Capital Outlay total:</b>				<b>\$ 318,064</b>
Fire		Starcom Radios	Replacement	\$ 94,000
<b>Fire Department Capital Outlay total:</b>				<b>\$ 94,000</b>
<b>General Fund Total Capital Outlay:</b>				<b>\$ 2,242,263</b>

## Non-General Funds Capital Assets-Furniture, Machinery, Equipment and Vehicles Adopted Budget FY 2026

Org/Object	Department	Item	New or Replacement	FY 2026 Cash
20900900-72130-32200	Drug Enforcement Fund	Licensed Vehicle	New	30,000
20900900-72140-32200	Drug Enforcement Fund	Replace trailer camera used for the prevention of violence	Replacement	60,000
20900900-72140-32000	Drug Enforcement Fund	Squad Car Radios	New	12,000
20900900-72140-32000	Drug Enforcement Fund	Portable Radios - 8 for new officers	New	81,000
20900900-72140-32200	Drug Enforcement Fund	Command Vehicle Trailer	New	200,000
		<b>Drug Enforcement Fund Total:</b>		<b>383,000</b>
23203200-72140	Library Fixed Assets	Disc Cleaner	Replacement	15,000
23203200-72140	Library Fixed Assets	Chiller	Replacement	300,000
23203200-72140	Library Fixed Assets	John Deere Lawn Tractor	Replacement	6,000
		<b>Library Fixed Asset Replacement Fund Total:</b>		<b>321,000</b>
50100120-72130	Water Transmission & Distribution	W09 2016 Ford F150	Replacement	56,368
50100120-72140	Water Transmission & Distribution	W25 2019 John Deere 410J	Replacement	201,178
50100120-72130	Water Transmission & Distribution	W29 2023 International Harvester	Replacement	575,000
50100120-72140	Water Transmission & Distribution	W34 2006 Allmand Nightlite Pro	Replacement	21,199
50100120-72140	Water Transmission & Distribution	W36 2006 Adco DH1000 ALS	Replacement	27,872
		<b>Water Transmission &amp; Distribution Fund Total:</b>		<b>881,617</b>
50100130-72130	Water Purification	LB20 2016 Ford F150	Replacement	60,112
		<b>Water Purification Fund Total:</b>		<b>60,112</b>
50100140-72130	Lake Maintenance	WMR2 2015 Ford Transit Connect	Replacement	89,690
		<b>Lake Maintenance Fund Total:</b>		<b>89,690</b>
50100150-72130	Water Meter Services	W03 2015 Ford Transit Connect	Replacement	59,488
50100150-72130	Water Meter Services	WMR1 2015 Ford Transit Connect	Replacement	59,488
		<b>Water Meter Services Fund Total:</b>		<b>118,976</b>
50100160-72130	Water Mechanical Maintenance	W07 2012 Ford F150	Replacement	54,600
50100160-72140	Water Mechanical Maintenance	2011 John Deere Gator 625	Replacement	37,648
		<b>Water Mechanical Maintenance Fund Total:</b>		<b>92,248</b>
51101100-72130	Sanitary Sewer	S41 2016 Kenworth T440 6X44	Replacement	641,680
51101100-72140	Sanitary Sewer	S92 2005 Onan 3.9 Cummins Generator	Replacement	216,000
		<b>Sanitary Sewer Fund Total:</b>		<b>857,680</b>

## Non-General Funds Capital Assets-Furniture, Machinery, Equipment and Vehicles Adopted Budget FY 2026

Org/Object	Department	Item	New or Replacement	FY 2026 Cash
53103100-72130	Storm Water	R27 2006 IH 7400	Replacement	286,000
53103100-72140	Storm Water	S54 2019 CAT 430E	Replacement	286,000
		<b>Storm Water Fund Total:</b>		<b>572,000</b>
54404400-72130	Solid Waste	R03 2013 Ford F150	Replacement	56,368
54404400-72130	Solid Waste	R09 2012 Ford F350	Replacement	90,480
54404400-72130	Solid Waste	R18 2020 Crane Carrier LDT2-26	Replacement	445,060
54404400-72130	Solid Waste	R19 2020 Crane Carrier LDT2-26	Replacement	445,060
54404400-72130	Solid Waste	R25 2015 IH 7400	Replacement	286,000
54404400-72140	Solid Waste	R54BA 2007 JRB WA-200PT-5L	Replacement	24,029
54404400-72140	Solid Waste	R54SB 2007 JRB WA-200PT-5L	Replacement	24,029
54404400-72140	Solid Waste	R55BA 2007 JRB WA-200PT-5L	Replacement	24,029
		<b>Solid Waste Fund Total:</b>		<b>1,395,055</b>
56406400-72140	Highland Park Golf Course	Golf Maintenance Equipment (Mowers)	Replacement	115,000
56406400-72140	Highland Park Golf Course	Pump Station Pump & Motor	Replacement	15,000
		<b>Highland Park Golf Course Fund Total:</b>		<b>130,000</b>
56406410-72140	Prairie Vista Golf Course	Golf Maintenance Equipment (Mowers)	Replacement	115,000
56406410-72140	Prairie Vista Golf Course	Well Pump & Motor Replacement	Replacement	25,000
		<b>Prairie Vista Golf Course Fund Total:</b>		<b>140,000</b>
56406420-72140	The Den at Fox Creek Golf Course	Golf Maintenance Equipment (Mowers)	Replacement	115,000
		<b>The Den at Fox Creek Golf Course Fund Total:</b>		<b>115,000</b>
57107110-72140	Bloomington Arena	Drapes	Replacement	22,500
		<b>Bloomington Arena Fund Total:</b>		<b>22,500</b>
		<b>Grand Total for Non-General Funds</b>		<b>5,178,878</b>

## General Fund Capital Assets-Furniture, Machinery, Equipment Vehicles Proposed Budget FY 2027

Org/Object	Department	Unit	Item	New or Replacement	FY 2027 Cash
10011610-72120	Information Services		Fixed Asset Replacements - Includes servers, larger printers, large format scanners, data storage devices, networking equipment, etc.	Replacement	\$ 200,000
10011610-72120	Information Services		Video Conference implementations	New	\$ 75,000
10011610-72120	Information Services		Unknown requirements for future years	New	\$ 200,000
10011610-72130	Information Services	IS1	2012 Ford Transit Connect	Replacement	\$ 50,049
			<b>Information Services Capital Outlay Total:</b>		<b>\$ 525,049</b>
10014110-72130	Parks	701	2015 Ford F450	Replacement	\$ 122,580
10014110-72130	Parks	702	2017 Ford F250	Replacement	\$ 68,991
10014110-72130	Parks	717	2013 Chevrolet Volt	Replacement	\$ 56,160
10014110-72130	Parks	718	2019 KW T270	Replacement	\$ 176,361
10014110-72130	Parks	728	2012 Ford Transit Connect	Replacement	\$ 56,264
10014110-72130	Parks	779	2014 Ford F350	Replacement	\$ 60,480
10014110-72140	Parks	762	Trailer (762)	Replacement	\$ 13,000
10014110-72140	Parks	763	Dingo (763)	Replacement	\$ 60,000
10014110-72140	Parks	788	Golf Cart (788)	Replacement	\$ 15,000
10014110-72140	Parks	792	Mower 6' (782)	Replacement	\$ 30,000
10014110-72140	Parks	799	Mower 11' (799)	Replacement	\$ 100,000
10014110-72140	Parks	LB13BM	2008 Woods BW180-2 Mower	Replacement	\$ 12,156
10014110-72140	Parks		Concrete Buggy	New	\$ 25,000
10014110-72140	Parks	W40 Old	2005 Kubota KX713R2	Replacement	\$ 114,800
			<b>Parks Capital Outlay Total:</b>		<b>\$ 910,792</b>
10014125-72140	BCPA		Video Monitoring System for Stage to Backstage	Replacement	\$ 20,000
			<b>BCPA Capital Outlay Total:</b>		<b>\$ 20,000</b>
10014136-72130	Miller Park Zoo	847	2014 Ford Transit Connect	Replacement	\$ 55,620
10014136-72140	Miller Park Zoo		Smart Board 86" - Main Event Room (Education)	New	\$ 10,000
10014136-72140	Miller Park Zoo		Generator - Zoo Entrance	New	\$ 70,000
10014136-72140	Miller Park Zoo		Generator - South America	New	\$ 15,000
10014136-72140	Miller Park Zoo		Generator - Debrazza	New	\$ 15,000
10014136-72140	Miller Park Zoo		Generator - Flamingo	New	\$ 15,000
10014136-72140	Miller Park Zoo		Generator - Zoo Education	New	\$ 66,000
10014136-72140	Miller Park Zoo		Dingo (heavy equipment)	New	\$ 60,000
10014136-72140	Miller Park Zoo		Industrial refrigerator (one/year, different areas)	Replacement	\$ 6,500
10014136-72140	Miller Park Zoo		Counter-style fridges (ZooLab- 93" and Australia 48")	New	\$ 6,000
10014136-72140	Miller Park Zoo		Counter-style fridges (ZooLab- 93" and Australia 48")	New	\$ 6,000
			<b>Miller Park Zoo Capital Outlay Total:</b>		<b>\$ 325,120</b>

## General Fund Capital Assets-Furniture, Machinery, Equipment Vehicles Proposed Budget FY 2027

Org/Object	Department	Unit	Item	New or Replacement	FY 2027 Cash
10015480-72130	Facilities	62	2015 Ford Transit Connect	Replacement	\$ 70,600
10015480-72130	Facilities	FM3	2017 Ford F350	Replacement	\$ 70,600
10015480-72130	Facilities	PM12	2015 Ford Transit Connect	Replacement	\$ 70,600
10015480-72140	Facilities	P98A	1996 Double 2 Wheel Trailer	Replacement	\$ 11,700
	<b>Facilities Capital Outlay total:</b>				<b>\$ 223,499</b>
10015490-72130	Parking Operations	PM1	2016 Ford F150	Replacement	\$ 66,096
10015490-72130	Parking Operations	P107	2013 Ford Fusion	Replacement	\$ 41,467
	<b>Parking Operations Capital Outlay Total:</b>				<b>\$ 107,563</b>
10016120-72130	Street Maintenance	100	2006 IH 7400	Replacement	\$ 298,620
10016120-72130	Street Maintenance	S05	2017 Ford F350	Replacement	\$ 96,660
10016120-72130	Street Maintenance	S06	2016 Ford F450	Replacement	\$ 123,660
10016120-72130	Street Maintenance	S07	2016 Ford F450	Replacement	\$ 123,660
10016120-72140	Street Maintenance	S36	1992 Trailer	Replacement	\$ 21,600
10016120-72140	Street Maintenance	S37	1997 Double L Tandem Trailer	Replacement	\$ 21,600
10016120-72140	Street Maintenance	S45	2019 Energy Absorp Safe Stop Trailer	Replacement	\$ 29,700
10016120-72140	Street Maintenance	S47	2013 Look Box Trailer	Replacement	\$ 21,600
10016120-72140	Street Maintenance	S52	2020 Caterpillar 430D	Replacement	\$ 250,542
10016120-72140	Street Maintenance	S65	2013 Bomag BW120AD	Replacement	\$ 162,240
10016120-72140	Street Maintenance	S72	1990 Dynewald Tilt Trailer	Replacement	\$ 26,312
10016120-72140	Street Maintenance	S98	2019 Falcon Hot Box	Replacement	\$ 41,580
	<b>Street Maintenance Capital Outlay Total:</b>				<b>\$ 1,217,774</b>
10016124-72140	Snow & Ice		S-Brine Applicator	Replacement	\$ 51,840
	<b>Snow &amp; Ice Capital Outlay Total:</b>				<b>\$ 51,840</b>
10016210-72130	Engineering	88	2015 Ford Transit Connect	Replacement	\$ 44,496
	<b>Engineering Capital Outlay Total:</b>				<b>\$ 44,496</b>
10016310-72130	Fleet Management	G03	2005 GMC 1500	Replacement	\$ 67,577
10016310-72130	Fleet Management	G12	2006 IH 4400	Replacement	\$ 130,626
10016310-72140	Fleet Management		Tennent Floor scrubber machine	Replacement	\$ 27,000
	<b>Fleet Capital Outlay Total:</b>				<b>\$ 225,203</b>



**Non-General Funds Capital Assets-Furniture, Machinery, Equipment and Vehicles Proposed Budget FY 2027**

Org/Object	Department		Item	New or Replacement	FY 2027 Cash
20900900-72140-34000	Drug Enforcement Fund		Squad Car Radios	New	6,000
20900900-72140-32000	Drug Enforcement Fund		Portable Radios - for new officers	New	8,000
			<b>Drug Enforcement Fund Total:</b>		<b>14,000</b>
50100140-72130	Lake Maintenance	LB16	2019 Ford F250	Replacement	57,024
			<b>Lake Maintenance Fund Total:</b>		<b>57,024</b>
50100150-72130	Water Meter Services	W22	2019 Ford F150	Replacement	56,700
			<b>Water Meter Services Fund Total:</b>		<b>56,700</b>
50100160-72130	Water Mechanical Maintenance	LB15	2017 Ford F350	Replacement	70,600
50100160-72130	Water Mechanical Maintenance	95	2015 Ford F350	Replacement	82,877
			<b>Water Mechanical Maintenance Fund Total:</b>		<b>153,477</b>
51101100-72140	Sanitary Sewer	83	2009 Godwin CD103M	Replacement	99,657
51101100-72130	Sanitary Sewer	91	2016 Chevrolet Silverado	Replacement	56,700
51101100-72130	Sanitary Sewer	S14	2018 Ford F350	Replacement	77,220
51101100-72130	Sanitary Sewer	S25	2017 IH 7400	Replacement	278,880
51101100-72140	Sanitary Sewer	S33	2010 Doolittle Trailer	Replacement	27,324
51101100-72140	Sanitary Sewer	S46	2013 Look JVX16TE2 Trailer	Replacement	21,708
51101100-72140	Sanitary Sewer	S75	2002 Trailer	Replacement	27,540
			<b>Sanitary Sewer Fund Total:</b>		<b>589,029</b>
53103100-72140	Storm Water	S93	2005 Onan 3.9 Cummins	Replacement	270,000
53103100-72140	Storm Water	S76	2002 Trailer	Replacement	25,380
			<b>Storm Water Fund Total:</b>		<b>295,380</b>
54404400-72130	Solid Waste	R16	2021 Crane Carrier LDT2-26	Replacement	492,504
54404400-72130	Solid Waste	R20	2020 Crane Carrier LDT2-26	Replacement	462,177
54404400-72140	Solid Waste	R52B	2015 JRB WA-200PT-5L	Replacement	24,953
54404400-72140	Solid Waste	R55	2020 Komatsu WA200PT-7	Replacement	240,100
			<b>Solid Waste Fund Total:</b>		<b>1,219,735</b>
56406400-72140	Highland Park Golf Course		Golf Maintenance Equipment (Mowers)	Replacement	125,000
			<b>Highland Park Golf Course Fund Total:</b>		<b>125,000</b>

**Non-General Funds Capital Assets-Furniture, Machinery, Equipment and Vehicles Proposed Budget FY 2027**

<b>Org/Object</b>	<b>Department</b>	<b>Item</b>	<b>New or Replacement</b>	<b>FY 2027 Cash</b>
56406410-72140	Prairie Vista Golf Course	Golf Maintenance Equipment (Mowers)	Replacement	125,000
		<b>Prairie Vista Golf Course Fund Total:</b>		<b>125,000</b>
56406420-72140	The Den at Fox Creek Golf Course	Golf Maintenance Equipment (Mowers)	Replacement	125,000
		<b>The Den at Fox Creek Golf Course Fund Total:</b>		<b>125,000</b>
57107110-72140	Bloomington Arena	House Sound Package	New	325,000
57107110-72140	Bloomington Arena	2017 Genie AWP-40S	Replacement	32,915
		<b>Bloomington Arena Fund Total:</b>		<b>357,915</b>
		<b>Grand Total for Non-General Funds</b>		<b>3,118,259</b>

## General Fund Capital Assets-Furniture, Machinery, Equipment Vehicles Proposed Budget FY 2028

Org/Object	Department	Unit	Item	New or Replacement	FY 2028 Cash
10011610-72120	Information Services		Fixed Asset Replacements - Includes servers, larger printers, large format scanners, data storage devices, networking equipment, etc.	Replacement	\$ 200,000
10011610-72120	Information Services		Unknown requirements for future years	New	\$ 200,000
	<b>Information Services Capital Outlay Total:</b>				<b>\$ 400,000</b>
10014110-72130	Parks	720	2015 Ford F550	Replacement	\$ 84,000
10014110-72130	Parks	729	2019 Ford F150	Replacement	\$ 50,400
10014110-72140	Parks	745	Mower 15' (745)	Replacement	\$ 145,000
10014110-72140	Parks	744	UTV (744)	Replacement	\$ 25,000
10014110-72140	Parks	770	Trailer (770)	Replacement	\$ 14,000
	<b>Parks Capital Outlay Total:</b>				<b>\$ 318,400</b>
10014136-72140	Miller Park Zoo		Industrial refrigerator (one/year, different areas)	Replacement	\$ 7,000
10014136-72140	Miller Park Zoo		Walk-in freezer cooling unit	Replacement	\$ 25,000
	<b>Miller Park Zoo Capital Outlay Total:</b>				<b>\$ 32,000</b>
10015410-72130	Building Safety	53	2017 GMC Canyon	Replacement	\$ 43,959
	<b>Building Safety Capital Outlay Total:</b>				<b>\$ 43,959</b>
10015480-72130	Facilities	FM2	2017 Ford F350	Replacement	\$ 73,214
10015480-72140	Facilities	FM6	2019 Kubota RT-400	Replacement	\$ 51,072
	<b>Facilities Capital Outlay total:</b>				<b>\$ 124,286</b>
10015490-72130	Parking Operations	PM5	2018 Kubota Utility Dump	Replacement	\$ 54,796
	<b>Parking Operations Capital Outlay Total:</b>				<b>\$ 54,796</b>
10016120-72140	Street Maintenance	S60	2013 Isuzu with EZ Liner Paint Striper	Replacement	\$ 266,157
10016120-72140	Street Maintenance	S96	2013 Ver Mac Message Board	Replacement	\$ 21,280
10016120-72140	Street Maintenance	S97	2013 Ver Mac Message Board	Replacement	\$ 21,280
10016120-72140	Street Maintenance	S99	2019 Falcon Hot Box	Replacement	\$ 43,120
	<b>Street Maintenance Capital Outlay Total:</b>				<b>\$ 351,837</b>

## General Fund Capital Assets-Furniture, Machinery, Equipment Vehicles Proposed Budget FY 2028

Org/Object	Department	Unit	Item	New or Replacement	FY 2028 Cash
10016124-72140	Snow & Ice	S50	2013 FAIR 842S1/SNOW BLOWER	Replacement	\$ 168,000
	<b>Snow &amp; Ice Capital Outlay Total:</b>				<b>\$ 168,000</b>
10016210-72130	Engineering	80	2018 Ford F150	Replacement	\$ 51,072
10016210-72130	Engineering	89	2017 Chevrolet Silverado	Replacement	\$ 51,072
	<b>Engineering Capital Outlay Total:</b>				<b>\$ 102,144</b>
10015110-72130	Police	K9-2	2023 Ford Explorer	Replacement	\$ 81,760
10015110-72130	Police	P09	2023 Ford Explorer	Replacement	\$ 75,684
10015110-72130	Police	P25	2023 Ford Explorer	Replacement	\$ 75,684
10015110-72130	Police	P36	2023 Ford Explorer	Replacement	\$ 75,684
10015110-72130	Police	P49	2021 Ford Explorer	Replacement	\$ 72,240
	<b>Police Department Capital Outlay total:</b>				<b>\$ 381,052</b>
10015210-72120	Fire		Starcom Radios	Replacement	\$ 30,000
10015210-72130	Fire	F36	2022 Ford F550 4X4 Horton Ambulance	Replacement	\$ 420,000
10015210-72130	Fire	F39	2004 International HazMat Truck	Replacement	\$ 537,300
10015210-72130	Fire	F40	2019 Ford F250 4x4	Replacement	\$ 65,000
10015210-72140	Fire		Wellness/Workout Equipment	Replacement	\$ 9,000
10015210-72140	Fire		Personal Protective Cleaning Equipment	Replacement	\$ 11,500
10015210-72140	Fire		Outdoor Warning Siren (1 per Year)	Replacement	\$ 57,000
	<b>Fire Department Capital Outlay total:</b>				<b>\$ 1,129,800</b>
<b>General Fund Total Capital Outlay:</b>					<b>\$ 3,106,274</b>

**Non-General Funds Capital Assets-Furniture, Machinery, Equipment and Vehicles Proposed Budget FY 2028**

Org/Object	Department		Item	New or Replacement	FY 2028 Cash
23203200-72140	Library Fixed Assets		Upper Level Security Gates	Replacement	10,000
			<b>Library Fixed Asset Replacement Fund Total:</b>		<b>10,000</b>
50100120-72140	Water Transmission & Distribution	W37	2018 Vermeer Va-Tron LP87SDT	Replacement	106,902
50100120-72130	Water Transmission & Distribution	W04	2020 Ford F150	Replacement	60,704
50100120-72130	Water Transmission & Distribution	WMR3	2018 Ford F150	Replacement	60,704
			<b>Water Transmission &amp; Distribution Fund Total:</b>		<b>228,310</b>
50100140-72140	Lake Maintenance	LB13BM	2008 Woods 126RW	Replacement	18,185
50100140-72130	Lake Maintenance	LB17	2020 Ford F550	Replacement	100,062
50100140-72140	Lake Maintenance		2018 Hustler S104	Replacement	37,184
50100140-72140	Lake Maintenance		Air Burner	Replacement	280,000
			<b>Lake Maintenance Fund Total:</b>		<b>435,431</b>
50100160-72140	Water Mechanical Maintenance	LB35	1976 Detroit Deseil Generator	Replacement	1,064,000
50100160-72140	Water Mechanical Maintenance	LB22	2012 Hydra-Tech HT60DJV	Replacement	14,304
			<b>Water Mechanical Maintenance Fund Total:</b>		<b>1,078,304</b>
53103100-72130	Storm Water	S42	2020 IH 7400	Replacement	691,040
			<b>Storm Water Fund Total:</b>		<b>691,040</b>
54404400-72130	Solid Waste	R02	2018 Ford F150	Replacement	58,800
54404400-72130	Solid Waste	R17	2021 Crane Carrier LDT2-26	Replacement	479,295
54404400-72130	Solid Waste	R48	2021 Crane Carrier LDT2-26	Replacement	510,745
54404400-72140	Solid Waste	R54	2021 Komatsu WA200PT-7	Replacement	240,100
			<b>Solid Waste Fund Total:</b>		<b>1,288,940</b>
56406400-72140	Highland Park Golf Course		Bedknife Grinder	Replacement	25,000
			<b>Highland Park Golf Course Fund Total:</b>		<b>25,000</b>
56406410-72140	Prairie Vista Golf Course		Bedknife Grinder	Replacement	25,000
			<b>Prairie Vista Golf Course Fund Total:</b>		<b>25,000</b>
56406420-72140	The Den at Fox Ceek Golf Course		Bedknife Grinder - All Courses	Replacement	25,000
			<b>The Den at Fox Creek Golf Course Fund Total:</b>		<b>25,000</b>

**Non-General Funds Capital Assets-Furniture, Machinery, Equipment and Vehicles Proposed Budget FY 2028**

<b>Org/Object</b>	<b>Department</b>	<b>Item</b>	<b>New or Replacement</b>	<b>FY 2028 Cash</b>
57107110-72140	Bloomington Arena	House Light Package	New	200,000
		<b>Bloomington Arena Fund Total:</b>		<b>200,000</b>
		<b>Grand Total for Non-General Funds</b>		<b>4,007,025</b>

## General Fund Capital Assets-Furniture, Machinery, Equipment Vehicles Proposed Budget FY 2029

Org/Object	Department	Unit	Item	New or Replacement	FY 2029 Cash
10011610-72120	Information Services		Fixed Asset Replacements - Includes servers, larger printers, large format scanners, data storage devices, networking equipment, etc.	Replacement	\$ 200,000
10011610-72120	Information Services		Unknown requirements for future years	New	\$ 200,000
	<b>Information Services Capital Outlay Total:</b>				<b>\$ 400,000</b>
10014110-72130	Parks	703	2014 Kenworth T600	Replacement	\$ 226,172
10014110-72130	Parks	790	2015 Ford F350	Replacement	\$ 65,540
10014110-72140	Parks	707	Mower 11' (707)	Replacement	\$ 100,000
10014110-72140	Parks		Trailer	Replacement	\$ 14,000
10014110-72140	Parks	801	Bark Blower (801)	Replacement	\$ 70,000
	<b>Parks Capital Outlay Total:</b>				<b>\$ 475,712</b>
10014112-72130	Recreation	722	2019 Dodge Grand Caravan	Replacement	\$ 56,782
	<b>Recreation Capital Outlay Total:</b>				<b>\$ 56,782</b>
10014136-72140	Miller Park Zoo		Industrial refrigerator (one/year, different areas)	Replacement	\$ 7,500
10014136-72140	Miller Park Zoo		Concession air fryer	Replacement	\$ 10,000
	<b>Miller Park Zoo Capital Outlay Total:</b>				<b>\$ 17,500</b>
10014160-72140	Bloomington Ice Center	CD22	2019 Zamboni Machine	Replacement	\$ 278,400
	<b>Bloomington Ice Center Capital Outlay Total:</b>				<b>\$ 278,400</b>
10015410-72130	Building Safety	CD3	2019 Chevrolet Colorado	Replacement	\$ 45,529
	<b>Building Safety Capital Outlay Total</b>				<b>\$ 45,529</b>
10016120-72130	Street Maintenance	S03	2017 Chevrolet Silverado	Replacement	\$ 60,900
10016120-72140	Street Maintenance	S55	2022 Bobcat T76	Replacement	\$ 103,820
	<b>Street Maintenance Capital Outlay Total:</b>				<b>\$ 164,720</b>

## General Fund Capital Assets-Furniture, Machinery, Equipment Vehicles Proposed Budget FY 2029

Org/Object	Department	Unit	Item	New or Replacement	FY 2029 Cash
10016210-72130	Engineering	81	2018 Ford F150	Replacement	\$ 52,896
	<b>Engineering Capital Outlay Total:</b>				<b>\$ 52,896</b>
10015110-72130	Police	K9-1	2023 Dodge Durango	Replacement	\$ 84,680
10015110-72130	Police	P05	2022 Chevrolet Tahoe	Replacement	\$ 78,387
10015110-72130	Police	P16	2023 Dodge Durango	Replacement	\$ 78,387
10015110-72130	Police	P20	2023 Ford Explorer	Replacement	\$ 78,387
10015110-72130	Police	P29	2023 Ford Explorer	Replacement	\$ 78,387
10015110-72130	Police	P30	2023 Ford Explorer	Replacement	\$ 78,387
10015110-72130	Police	P40	2017 Ford Taurus	Replacement	\$ 74,820
10015110-72130	Police	P80	2017 Chevrolet Tahoe	Replacement	\$ 74,820
10015110-72130	Police	P80	2016 Ford Explorer	Replacement	\$ 74,820
	<b>Police Department Capital Outlay total:</b>				<b>\$ 701,075</b>
10015210-72120	Fire		Starcom Radios	Replacement	\$ 30,000
10015210-72130	Fire	F02	2013 E-One Typhoon (ISL-450) 75' Ladder	Replacement	\$ 2,300,000
10015210-72140	Fire		Wellness/Workout Equipment	Replacement	\$ 9,500
10015210-72140	Fire		Personal Protective Cleaning Equipment	Replacement	\$ 12,000
10015210-72140	Fire		Outdoor Warning Siren (1 per Year)	Replacement	\$ 59,000
	<b>Fire Department Capital Outlay total:</b>				<b>\$ 2,410,500</b>
			<b>General Fund Total Capital Outlay:</b>		<b>\$ 4,603,114</b>

**Non-General Funds Capital Assets-Furniture, Machinery, Equipment and Vehicles Proposed Budget FY 2029**

Org/Object	Department		Item	New or Replacement	FY 2029 Cash
23203200-72120	Library Fixed Assets		Integrated Library System	Replacement	119,055
			<b>Library Fixed Asset Replacement Fund Total:</b>		<b>119,055</b>
50100120-72130	Water Transmission & Distribution	W10	2019 Ford F550	Replacement	132,240
50100120-72130	Water Transmission & Distribution	LB14	2021 Ford F150	Replacement	62,872
			<b>Water Transmission &amp; Distribution Fund Total:</b>		<b>195,112</b>
50100140-72140	Lake Maintenance	LB12S	2008 Bobcat 84AB	Replacement	14,872
50100140-72140	Lake Maintenance	LB12T	2008 Bobcat 62TIL	Replacement	15,063
50100140-72140	Lake Maintenance		2018 Hustler S104	Replacement	38,512
			<b>Lake Maintenance Fund Total:</b>		<b>68,447</b>
50100150-72130	Water Meter Services	W12	2021 Ford F150	Replacement	60,900
			<b>Water Meter Services Fund Total:</b>		<b>60,900</b>
50100160-72140	Water Mechanical Maintenance	LB36	Onan 2000DQKC	Replacement	406,000
			<b>Water Mechanical Maintenance Fund Total:</b>		<b>406,000</b>
51101100-72140	Sanitary Sewer	S57	2022 CAT 440	Replacement	269,100
			<b>Sanitary Sewer Fund Total:</b>		<b>269,100</b>
53103100-72140	Storm Water	R56	2022 Elgin Broom Bear Street Sweeper	Replacement	393,870
			<b>Storm Water Fund Total:</b>		<b>393,870</b>
54404400-72130	Solid Waste	R15	2023 Crane Carrier LDT2-26	Replacement	496,413
54404400-72130	Solid Waste	R40	2023 Crane Carrier LDT2-26	Replacement	496,413
54404400-72130	Solid Waste	R42	2017 KENWORTH T370	Replacement	258,706
54404400-72130	Solid Waste	R44	2023 Crane Carrier LDT2-26	Replacement	496,413
54404400-72140	Solid Waste	R52	2022 Komatsu WA200PT-8	Replacement	257,885
54404400-72130	Solid Waste	PW90	2019 KENWORTH T370	Replacement	199,520
54404400-72130	Solid Waste	PW91	2019 KENWORTH T370	Replacement	199,520
			<b>Solid Waste Fund Total:</b>		<b>2,404,869</b>
56406420-72130	The Den at Fox Ceek Golf Course	855	2017 Ford Explorer	Replacement	65,540
			<b>The Den at Fox Creek Golf Course Fund Total:</b>		<b>65,540</b>

**Non-General Funds Capital Assets-Furniture, Machinery, Equipment and Vehicles Proposed Budget FY 2029**

<b>Org/Object</b>	<b>Department</b>	<b>Item</b>	<b>New or Replacement</b>	<b>FY 2029 Cash</b>
57107110-72140	Bloomington Arena	House Video Package	New	250,000
57107110-72140	Bloomington Arena	2019 Zaboni 552AC	Replacement	255,200
		<b>Bloomington Arena Fund Total:</b>		<b>505,200</b>
		<b>Grand Total for Non-General Funds</b>		<b>4,488,093</b>

## General Fund Capital Assets-Furniture, Machinery, Equipment Vehicles Proposed Budget FY 2030

Org/Object	Department	Unit	Item	New or Replacement	FY 2030 Cash
10011610-72120	Information Services		Fixed Asset Replacements - Includes servers, larger printers, large format scanners, data storage devices, networking equipment, etc.	R	\$ 200,000
10011610-72120	Information Services		Unknown requirements for future years	N	\$ 200,000
	<b>Information Services Capital Outlay Total:</b>				<b>\$ 400,000</b>
10014110-72130	Parks	724	2018 Ford F150	Replacement	\$ 54,000
10014110-72130	Parks	849	2012 Ford F250	Replacement	\$ 49,800
10014110-72140	Parks	768	UTV (768)	Replacement	\$ 30,000
10014110-72140	Parks		Mower 6'	Replacement	\$ 35,000
10014110-72140	Parks	795	Royer Dirt Machine (795)	Replacement	\$ 70,000
	<b>Parks Capital Outlay Total:</b>				<b>\$ 238,800</b>
10014136-72130	Miller Park Zoo	710	2018 Dodge Grand Caravan	Replacement	\$ 53,940
10014136-72140	Miller Park Zoo		Industrial refrigerator (one/year, different areas)	Replacement	\$ 8,000
	<b>Miller Park Zoo Capital Outlay Total:</b>				<b>\$ 61,940</b>
10015430-72130	Community Enhancement	69	2020 Ford Ranger	Replacement	\$ 47,099
	<b>Community Enhancement Capital Outlay Total</b>				<b>\$ 47,099</b>
10015480-72130	Facilities	72	2020 Ford F250	Replacement	\$ 78,444
	<b>Facilities Capital Outlay total:</b>				<b>\$ 78,444</b>
10016120-72130	Street Maintenance	94	2018 Ford F150	Replacement	\$ 63,000
10016120-72130	Street Maintenance	96	2018 Ford F350	Replacement	\$ 78,444
10016120-72140	Street Maintenance	S58	2023 Caterpillar 440	Replacement	\$ 278,380
10016120-72140	Street Maintenance	S100	2022 Ver Mac Message Board	Replacement	\$ 30,000
10016120-72140	Street Maintenance	S101	2022 Ver Mac Message Board	Replacement	\$ 30,000
	<b>Street Maintenance Capital Outlay Total:</b>				<b>\$ 479,824</b>
10016124-72130	Snow & Ice	S20	2020 International Harvester 507	Replacement	\$ 287,400
	<b>Snow &amp; Ice Capital Outlay Total:</b>				<b>\$ 287,400</b>

## General Fund Capital Assets-Furniture, Machinery, Equipment Vehicles Proposed Budget FY 2030

Org/Object	Department	Unit	Item	New or Replacement	FY 2030 Cash
10016210-72130	Engineering	90	2018 Ford F150	Replacement	\$ 54,720
	<b>Engineering Capital Outlay Total:</b>				<b>\$ 54,720</b>
10015110-72130	Police	K9-3	2025 Ford Explorer	Replacement	\$ 87,600
10015110-72130	Police	P06	2023 Ford F150	Replacement	\$ 81,090
10015110-72130	Police	P07	2023 Ford F150	Replacement	\$ 81,090
10015110-72130	Police	P13	2023 Dodge Durango	Replacement	\$ 81,090
10015110-72130	Police	P14	2023 Ford Explorer	Replacement	\$ 81,090
10015110-72130	Police	P35	2025 Ford Explorer	Replacement	\$ 81,090
10015110-72130	Police	P39	2018 Ford Explorer	Replacement	\$ 77,400
10015110-72130	Police	P47	2018 Ford Explorer	Replacement	\$ 77,400
10015110-72130	Police	P57	2017 Chevrolet Tahoe	Replacement	\$ 79,800
10015110-72130	Police	P60	2017 Ford Explorer	Replacement	\$ 77,400
10015110-72130	Police	P63	2017 Ford Explorer	Replacement	\$ 77,400
10015110-72130	Police	P64	2020 Nissan Pathfinder	Replacement	\$ 64,560
10015110-72130	Police	P66	2017 Ford Explorer	Replacement	\$ 77,400
10015110-72130	Police	P99	2023 Ford F150	Replacement	\$ 77,400
10015110-72130	Police		New Marked Unit	New	\$ 81,090
10015110-72130	Police		New Marked Unit	New	\$ 81,090
10015110-72130	Police		New Marked Unit	New	\$ 81,090
	<b>Police Department Capital Outlay total:</b>				<b>\$ 1,345,080</b>
10015210-72120	Fire		Starcom Radios	Replacement	\$ 30,000
10015210-72130	Fire	F01	2018 E-One Typhoon (ISL-450) HP	Replacement	\$ 1,200,000
10015210-72130	Fire	F16	2013 International Horton Ambulance	Replacement	\$ 420,000
10015210-72130	Fire	F126	2018 E-One Typhoon (ISL-450) HP	Replacement	\$ 1,200,000
10015210-72140	Fire		Wellness/Workout Equipment	Replacement	\$ 10,000
10015210-72140	Fire		Personal Protective Cleaning Equipment	Replacement	\$ 15,500
10015210-72140	Fire		Outdoor Warning Siren (1 per Year)	Replacement	\$ 61,000
	<b>Fire Department Capital Outlay total:</b>				<b>\$ 2,936,500</b>
			<b>General Fund Total Capital Outlay:</b>		<b>\$ 5,929,806</b>

**Non-General Funds Capital Assets-Furniture, Machinery, Equipment and Vehicles Proposed Budget FY 2030**

Org/Object	Department		Item	New or Replacement	FY 2030 Cash
23203200-72120	Library Fixed Assets		Server	Replacement	9,000
23203200-72130	Library Fixed Assets		Bookmobile	Replacement	262,500
23203200-72140	Library Fixed Assets		Boiler & Control Software	Replacement	143,100
			<b>Library Fixed Asset Replacement Fund Total:</b>		<b>414,600</b>
50100120-72130	Water Transmission & Distribution	W16	2020 Ford F150	Replacement	65,040
50100120-72140	Water Transmission & Distribution	W19	2019 Komatsu Wheel Loader	Replacement	258,000
50100120-72140	Water Transmission & Distribution	W23	2018 Sullair Compressor	Replacement	35,520
			<b>Water Transmission &amp; Distribution Fund Total:</b>		<b>358,560</b>
50100140-72140	Lake Maintenance	LB12	2018 Bobcat 5600	Replacement	105,000
			<b>Lake Maintenance Fund Total:</b>		<b>105,000</b>
50100160-72140	Water Mechanical Maintenance	W61	Onan 2000DGFC	Replacement	420,000
			<b>Water Mechanical Maintenance Fund Total:</b>		<b>420,000</b>
51101100-72130	Sanitary Sewer	93	2018 Ford Ranger	Replacement	50,400
51101100-72140	Sanitary Sewer	S94	2005 ONAN 3.3 Cummins Generator	Replacement	240,000
			<b>Sanitary Sewer Fund Total:</b>		<b>290,400</b>
53103100-72140	Storm Water	R57	2023 Elgin Broom Bear Street Sweeper	Replacement	407,452
			<b>Storm Water Fund Total:</b>		<b>407,452</b>
54404400-72130	Solid Waste	R43	2018 KW T370	Replacement	267,626
54404400-72130	Solid Waste	R46	2024 Crane Carrier LDT2-26	Replacement	513,530
54404400-72130	Solid Waste	R47	2024 Crane Carrier LDT2-26	Replacement	513,530
54404400-72130	Solid Waste	R49	2018 KW T370	Replacement	267,626
54404400-72140	Solid Waste	R51	2023 Komatsu WA200PT-8	Replacement	266,778
			<b>Solid Waste Fund Total:</b>		<b>1,829,092</b>
56406410-72140	Prairie Vista Golf Course		Golf Carts	Replacement	400,000
			<b>Prairie Vista Golf Course Fund Total:</b>		<b>400,000</b>
57107110-72140	Bloomington Arena		2005 ONAN Generator	Replacement	300,000
			<b>Bloomington Arena Fund Total:</b>		<b>300,000</b>
			<b>Grand Total for Non-General Funds</b>		<b>4,525,103</b>

# ENTERPRISE FUNDS



## ENTERPRISE FUNDS

### Water

50100110 Water Administration  
50100120 Water Transmission & Distribution  
50100130 Water Purification  
50100140 Lake Maintenance  
50100150 Water Meter Services  
50100160 Water Mechanical Maintenance

51101100 Sanitary Sewer Fund

53103100 Storm Water Fund

54404400 Solid Waste Fund

55605600-55605610 Abraham Lincoln Parking Facility

### Golf

56406400 Highland Park Golf Course  
56406410 Prairie Vista Golf Course  
56406420 The Den at Fox Creek Golf Course

### Arena

57107110 Bloomington Arena-Facilities Division  
57107120 Bloomington Arena-Entertainment Division

# WATER 5010



## Purpose

The Water Division provides safe, plentiful, and affordable drinking water for Bloomington and approximately 50 percent of the population of McLean County outside of Bloomington. The Division also provides regional laboratory services to water providers and contractors through its Illinois Department of Public Health certified laboratory.

**Water Administration (50100110)** provides support and administrative services for all divisions within the Water Fund.

**Water Transmission/Distribution (50100120)** is responsible for scheduled preventative maintenance and emergency repairs to water mains, individual water services, broken fire hydrants, valves, meter vaults, and any other part of the distribution system. In addition, the fund pays for requests to locate water lines, storm sewers, sanitary sewers, power supplies for some streetlights, traffic signals, and fiber optic lines owned or maintained by the City.

**Water Purification (50100130)** maintains water quality at the City of Bloomington Water Treatment Plant. The water produced by the Water Division is consistently of higher quality than required by federal and state drinking water regulations. The Division is working to provide an adequate supply and treatment capacity, while expanding the supply and capacity in the future.

**Lake Maintenance (50100140)** provides limited municipal-like services to the 221 leased lots and two recreational camps that surrounds Lake Bloomington. These municipal-like services include snow plowing, application of road salt, minimal road repair and patching. Lake Maintenance also manages the Davis Lodge, a large log cabin rental facility located at Lake Bloomington. Recreational opportunities include boating, fishing, and hiking at Lake Bloomington and use of 5 separate parks. The City also provides recreational opportunities through its lease with McLean County for Comlara Park. Lake Maintenance operates all watershed and wetland management programs, which include shoreline stabilization, nitrate mitigation using wetlands and buffer strips, and cover crop application. It also creates a partnership between the City and local farm producers.

**Water Meter Services (50100150)** oversees and maintains the metering system. Water meters make it possible to charge customers for water, sewer, utility tax, and BNWRD charges based on an accurate assessment of water usage. The meters also help with leak and waterline break detection, water conservation, and total usage. The Division also addresses meter size, malfunctioning meters, water main valve controls, service disconnections due to lack of full payment by the due date, and investigation and approval of service lines for fire protection.

**Mechanical Maintenance (50100160)** maintains all Water Division facilities, including offices, pump stations, tanks, electrical systems, water quality monitoring systems, security/access control, and pressure monitoring systems at Lake Bloomington, Evergreen Lake, Mackinaw Pump station, and within the City of Bloomington. This Division also assists the Engineering Division with the day-to-day maintenance on the traffic control equipment and sewer lift stations.

## Authorization

The City of Bloomington Water Fund and its related activities have been codified in Chapter 23 & 27 of the City Code.

## FY 2026 Budget & Program Highlights

- Comply with the revised Lead and Copper Rule once it is finalized by the Environmental Protection Agency.
- Complete the City of Bloomington Nitrification Action Plan.
- Investigate water loss through the advanced leak detection project.
- Repair or replace water service lines, including full replacement of a water service line from the water main to the property line, abandoned service line retirements, and curb stop repairs.
- Move forward with projects to eliminate Combined Sewer Overflow (CSO), including the remaining phases of the Locust-Colton CSO elimination.
- Make improvements to water main, drainage, pavement, and sidewalk ramps in Meadowbrook Subdivision, which is a result of coordination between the Water Division and Engineering Division and based on the Department's five-year capital planning process.
- Perform design work for a lime grit removal system or for conversion to hydrated lime.
- Begin service line replacement from water main to inside the home with existing staff.
- Complete the installation of a chlorine scrubber and new ammonia feed system for enhanced safety.
- Perform design work for a powdered activated carbon feed system for additional taste and odor control.
- Maintain water quality and laboratory operation.
- Perform additional shoreline stabilization projects for Lake Bloomington.
- Construct the replacement Lake Parks Maintenance facility building.
- Continue and expand the cover crop program for nutrient and sediment loss reduction, which is anticipated to enroll 950 acres in FY 2025.
- Expand the fixed network meter reading system, ideally complete the AMI infrastructure.
- Embrace and build upon the features of the Neptune 360 software.
- Replace aged meters, exclusively install ultrasonic water meters.
- Design and layout for water system pump stations will continue.
- Implement new, systemwide condition monitoring equipment.
- Complete the installation of access control system and camera security system.
- Complete construction of New Water Tower at Prairie Vista.

## Funding Source

An ordinance amending the City Code regarding the Water customers rate structure and modifying the annual increases to CPI-WST (Water, Sewer, and Trash).

### Monthly Water Service Charge

Effective May 1, 2011, the rates charged for water shall in no case be less than the monthly service charge which shall be determined by the water meter size as follows:

May 1, 2011 – April 30, 2024		
Meter Size	Inside City	Outside City
5/8 x 1/2 inch	\$1.25	\$2.75
5/8 x 3/4 inch	\$5.00	\$6.50
3/4 inch	\$6.00	\$7.50
1 inch	\$8.00	\$10.00
1 1/2 inch	\$10.50	\$13.00
2 inch	\$16.00	\$20.00
3 inch	\$28.00	\$39.00
4 inch	\$46.00	\$66.00
6 inch	\$92.00	\$131.00
8 inch	\$146.00	\$196.00

Effective May 1, 2024, the rates charged for water shall in no case be less than the monthly service charge which shall be determined by the water meter size as follows:

May 1, 2024 – April 30, 2025		
Meter Size	Inside City	Outside City
5/8 x 1/2 inch	\$1.66	\$3.66
5/8 x 3/4 inch	\$6.65	\$8.65
3/4 inch	\$7.98	\$9.98
1 inch	\$10.64	\$13.30
1 1/2 inch	\$13.97	\$17.29
2 inch	\$21.28	\$26.60
3 inch	\$37.24	\$51.87
4 inch	\$61.18	\$87.78
6 inch	\$122.36	\$174.23
8 inch	\$194.18	\$260.68

Effective May 1, 2025, the rates charged for water shall in no case be less than the monthly service charge which shall be determined by the water meter size as follows:

May 1, 2025 – April 30, 2026		
Meter Size	Inside City	Outside City
5/8 x 1/2 inch	\$2.21	\$4.86
5/8 x 3/4 inch	\$8.84	\$11.50
3/4 inch	\$10.61	\$13.27
1 inch	\$14.15	\$17.69
1 1/2 inch	\$18.57	\$23.00
2 inch	\$28.30	\$35.38
3 inch	\$49.53	\$68.99
4 inch	\$81.37	\$116.75
6 inch	\$162.74	\$231.73
8 inch	\$258.26	\$346.70

Fees are also charged for fire protection for commercial and industrial customers with private fire suppression systems, and for bulk water for contractual customers. Additional charges are assessed when service is shut-off for delinquency, as well as late fees for delinquent accounts, lot lease fees for customers leasing land around Lake Bloomington, charges for licenses to have a dock on Lake Bloomington, meter sales, and a manual meter read fee for non-RF meters

## What We Accomplished in FY 2025

- City Council adopted a new water rate structure effective May 1, 2024.
- Repaired or replaced water service lines, which includes full replacement of a water service line from the water main to the property line, abandoned service line retirements, and curb stop repairs.
- Identified leaks in the distribution system with the leak detection program.
- Maintained water quality in compliance with all state and federal guidelines.
- Continued monitoring lakes and tributaries for changes in water quality and throughout the treatment process.
- Maintained staffing for the treatment plant's continues operation
- Provided operational reports to all governing bodies
- Stabilized approximately 2,450 feet of the Lake Bloomington shoreline to diminish the problems of sedimentation and nutrients that have been determined to impair water quality in the reservoir.
- Started a cover crop program for nutrient and sediment loss reduction which has gained lots of interest.
- Installed new pollinator fields around Lake Bloomington.
- Streamlined the lease transfer process.
- Procured the design of the new Lake Parks Maintenance facility.
- Moved to ultrasonic meter for all home installations.

- Replaced large water meters with ultrasonic meters and residential water meters.
- Modified piping at the Water Treatment Plant to make settled water improvements, allowing access for cleaning equipment and removal of lime scale from discharge piping for all four ClariCones, which are used to soften water.
- Constructed Fort Jesse Generator and electrical improvements.
- Made Water Treatment Plant chemical system improvements.
- Rehabilitate both Fort Jesse water storage tanks.
- Put up 8 new collectors for the fixed network meter reading system. Completing the system to "X" AMI.

## Budgetary Fund Balance

Water Fund	FY 2024 (audited)	FY 2025 (Projected)	FY 2026 (Projected)
<b>Budgetary Fund Balance</b>	\$4,045,564	\$8,501,900	\$5,976,603

## Challenges

- The Water Department continues to deal with a backlog of current capital improvement projects as well as planning for future projects and advancements.
- Examples of recent water quality/regulatory issues that required rapid response are the regulatory and monitoring changes that resulted from the unfortunate situation in Flint, Michigan and the algal toxin problems in Toledo, Ohio. Although our water supply is not nearly as vulnerable to those types of water quality issues, we needed to develop protocols, methods and perform monitoring to assure the continued safety of our treated water.
- Many challenges face Lake Parks but none more important than the cost of services that are provided to the 221 leased properties at Lake Bloomington. Maintaining the appropriate services along with being cost-conscious is an activity that occurs every day.
- Watershed Management Plan update will have significant challenges – changes to farm input application rate/cover crops/new wetlands/field tile nitrate reduction will be large challenges in creating and sustaining a healthy watershed for future years.
- Approximately 100 residents are not receptive to providing access to upgrade water meters in their home as City Ordinance allows. The Department continues to contact these homeowners and explain the benefits and cost saving efficiencies that result from the replacements. Without complete compliance, employees must maintain manual walking reading routes that result in an increase in costs associated with providing service to all customers.
- Wireless technology is needed to increase efficiency and improve customer service. We have some tablets in the field, but the functionality is limited at this point.
- Integration of New SCADA system is a day-to-day challenge. Over the years, our SCADA system has been altered to meet our immediate needs. Lack of documentation of these maintenance-based changes has been an extraordinary challenge. We are working to resort the SCADA system to its original design integrity.

- Finish the implementation of a fully functional AMI meter read system to use Neptune 360 software as designed. Eliminate errors and identify data needs.
- Replacement of the 32,500 meters in the system, we will need to continually replace the meters in an expected fashion to gain the revenue from them.
- As a result of supply chain and production demand constraints, the department has had difficulty obtaining commodities and equipment necessary to maintain infrastructure.
- The lead line replacement program, we are currently in the process of having to identify our unknown services, before trying to complete the change out of the lead services in the system.
- Finish the implementation of a fully functional AMI meter read system to use Neptune 360 software as designed. Eliminate errors and identify data needs.
- Replacement of the 32,500 meters in the system, we will need to continually replace the meters in an expected fashion to gain the revenue from them.
- As a result of supply chain and production demand constraints, the department has had difficulty obtaining commodities and equipment necessary to maintain infrastructure.

# CITY OF BLOOMINGTON, IL

## NEXT YEAR / CURRENT YEAR BUDGET ANALYSIS

PROJECTION: 20265 FY 2026 BUDGET MASTER LEVEL 5

ACCOUNTS FOR:			2024	2025	2025	2025	2025	2026	PCT
Water Administration			ACTUAL	ORIG BUD	REVISED BUD	ACTUAL	PROJECTION	ADOPTED	CHANGE
50100110	40000	Use Fund B	.00	-3,123,586.67	-3,929,215.78	.00	.00	-2,525,296.98	-35.7%
50100110	53310	St of IL	.00	.00	.00	.00	.00	.00	.0%
50100110	54101	MWtr Sale	-15,252,409.93	-19,758,240.00	-19,758,240.00	-15,355,436.65	-19,758,240.00	-26,142,017.00	32.3%
50100110	54102	BulkwtSale	-8,869.45	-7,000.00	-7,000.00	-7,853.16	-7,000.00	-7,000.00	.0%
50100110	54105	Fr Protect	-596,800.82	-590,000.00	-590,000.00	-482,873.56	-590,000.00	-590,000.00	.0%
50100110	54110	Recon Fee	-101,825.00	-72,000.00	-72,000.00	-78,175.00	-100,000.00	-72,000.00	.0%
50100110	54120	TpOn Fee	-5,771.00	-5,000.00	-5,000.00	-1,228.00	-1,200.00	-4,000.00	-20.0%
50100110	54130	Mtr Rntl	.00	.00	.00	.00	.00	.00	.0%
50100110	54155	BNWRD Fee	-180,610.58	-183,340.00	-183,340.00	-140,008.60	-184,000.00	-191,000.00	4.2%
50100110	54430	Fac Rntl	.00	.00	.00	.00	.00	.00	.0%
50100110	54610	LnRls Fee	.00	.00	.00	.00	.00	.00	.0%
50100110	54990	Othr Chgs	-5,655.00	.00	.00	-5,455.00	-3,715.00	.00	.0%
50100110	55990	Othr Pnlty	-286,512.17	-430,000.00	-430,000.00	-449,225.71	-400,000.00	-375,000.00	-12.8%
50100110	56010	Int Income	-1,002,331.90	-570,000.00	-570,000.00	-595,281.01	-750,000.00	-150,000.00	-73.7%
50100110	56030	Int Fm Lns	.00	.00	.00	.00	.00	.00	.0%
50100110	56110	UR GainLs	.00	.00	.00	.00	.00	.00	.0%
50100110	57114	Equip Sale	-1,525.00	.00	.00	-100.00	-100.00	.00	.0%
50100110	57130	Meter Sale	.00	.00	.00	.00	.00	.00	.0%
50100110	57190	Othr Rev	.00	.00	.00	.00	.00	.00	.0%
50100110	57320	POwn Contr	.00	.00	.00	.00	.00	.00	.0%
50100110	57380	Cap Contrb	.00	.00	.00	.00	.00	.00	.0%
50100110	57420	PropDamClm	.00	.00	.00	.00	.00	.00	.0%
50100110	57510	Bd Proceed	.00	.00	.00	.00	-15,000,000.00	-18,000,000.00	.0%
50100110	57516	Lease Proc	.00	.00	.00	.00	.00	.00	.0%
50100110	57590	Lease Inc	.00	.00	.00	.00	.00	.00	.0%
50100110	57985	Cash StOvr	4.82	.00	.00	3.33	.00	.00	.0%
50100110	57990	Misc Rev	-32,357.22	-20,000.00	-20,000.00	-28,206.38	-25,000.00	-25,000.00	25.0%
50100110	61100	Salary FT	617,962.49	675,841.00	675,841.00	433,792.84	573,895.21	685,522.50	1.4%
50100110	61130	Salary SN	9,991.75	45,000.00	45,000.00	32,161.25	45,000.00	45,000.00	.0%
50100110	61150	Salary OT	1,641.72	4,000.00	4,000.00	3,670.52	6,045.51	4,000.00	.0%
50100110	61190	Othr Salry	13,536.36	.00	.00	.00	.00	.00	.0%
50100110	62100	Dental Enh	1,286.57	1,813.00	1,813.00	.00	.00	.00	.0%
50100110	62101	Dental Ins	.00	.00	.00	.00	.00	.00	.0%
50100110	62102	Vision Ins	.00	.00	.00	.00	.00	.00	.0%
50100110	62104	BCBS 400	.00	.00	.00	.00	.00	.00	.0%
50100110	62106	HAMP-HMO	.00	.00	.00	.00	.00	.00	.0%
50100110	62108	ENHBCBSPP0	.00	.00	.00	.00	.00	.00	.0%
50100110	62109	ENH HMO	.00	.00	.00	.00	.00	.00	.0%
50100110	62110	Group Life	475.15	499.00	499.00	310.68	428.16	493.00	-1.2%
50100110	62111	Enh Vision	523.79	486.00	486.00	356.15	483.59	479.00	-1.4%
50100110	62113	BCBS 60/12	41,224.65	42,426.00	42,426.00	21,216.41	28,962.69	44,604.00	5.1%
50100110	62114	BCBS HSA	20,220.41	15,107.00	15,107.00	21,732.25	29,875.88	30,080.00	99.1%
50100110	62115	RHS Contrb	221.24	.00	.00	816.00	1,500.00	1,500.00	.0%

# CITY OF BLOOMINGTON, IL

## NEXT YEAR / CURRENT YEAR BUDGET ANALYSIS

PROJECTION: 20265 FY 2026 BUDGET MASTER LEVEL 5									
ACCOUNTS FOR:			2024	2025	2025	2025	2025	2026	PCT
Water Administration			ACTUAL	ORIG BUD	REVISED BUD	ACTUAL	PROJECTION	ADOPTED	CHANGE
50100110	62116	HSA City	3,556.63	1,600.00	1,600.00	.00	3,300.00	3,300.00	106.3%
50100110	62117	DentalPPO	655.22	.00	.00	1,178.56	1,615.16	1,640.50	.0%
50100110	62118	ID Protect	81.13	.00	.00	154.54	212.01	204.00	.0%
50100110	62120	IMRF	44,358.03	53,571.00	53,571.00	34,196.49	47,545.42	52,281.00	-2.4%
50100110	62125	OPEB EXP	.00	.00	.00	.00	.00	.00	.0%
50100110	62126	OTRGW EXP	.00	.00	.00	.00	.00	.00	.0%
50100110	62130	FICA	37,999.40	43,328.00	43,328.00	27,401.33	38,327.50	42,225.25	-2.5%
50100110	62140	Medicare	8,887.04	10,137.00	10,137.00	6,408.40	8,963.63	9,880.50	-2.5%
50100110	62150	UnEmpl Ins	.00	.00	.00	.00	.00	.00	.0%
50100110	62190	Uniforms	.00	.00	.00	.00	.00	.00	.0%
50100110	62191	Prot Wear	.00	.00	.00	.00	.00	.00	.0%
50100110	62200	Hlth Fac	.00	.00	.00	.00	.00	.00	.0%
50100110	62210	Tuit Reimb	.00	.00	.00	.00	.00	.00	.0%
50100110	62330	LIUNA Pen	1,878.18	1,872.00	1,872.00	1,422.58	1,875.15	1,872.00	.0%
50100110	62990	Othr Ben	3,186.29	4,020.00	4,020.00	2,325.87	4,020.00	4,020.00	.0%
50100110	70050	Eng Sv	198,840.00	100,000.00	149,000.00	49,000.00	100,000.00	200,000.00	34.2%
50100110	70051	A&E Cap	.00	38,750.00	38,750.00	.00	38,750.00	38,750.00	.0%
50100110	70093	Bank Fees	.00	.00	.00	.00	.00	.00	.0%
50100110	70095	CC Fees	.00	.00	.00	.00	.00	.00	.0%
50100110	70220	Oth PT Sv	63,239.48	70,000.00	70,000.00	81,314.13	70,000.00	70,000.00	.0%
50100110	70410	Janitor Sv	.00	.00	.00	.00	.00	.00	.0%
50100110	70430	MFD Lease	3,625.92	4,000.00	4,000.00	3,018.35	4,000.00	4,000.00	.0%
50100110	70510	RepMaint B	.00	.00	.00	.00	.00	.00	.0%
50100110	70520	RepMaint V	760.42	1,500.00	1,500.00	2,080.85	4,358.00	3,500.00	133.3%
50100110	70530	RepMaint O	1,095.00	2,000.00	2,000.00	8,874.81	2,000.00	2,000.00	.0%
50100110	70540	RepMt Othr	.00	.00	.00	.00	.00	.00	.0%
50100110	70550	RepMaint I	.00	.00	.00	.00	.00	.00	.0%
50100110	70590	Oth Repair	.00	.00	.00	.00	.00	.00	.0%
50100110	70611	PrintBind	5,822.45	6,000.00	6,000.00	6,166.20	6,000.00	6,000.00	.0%
50100110	70630	Travel	.00	.00	.00	.00	.00	.00	.0%
50100110	70631	Dues	10,438.00	15,000.00	15,000.00	8,114.86	10,000.00	20,000.00	33.3%
50100110	70632	Pro Develp	6,562.35	8,000.00	8,000.00	7,337.80	8,000.00	10,000.00	25.0%
50100110	70641	Temp Sv	.00	.00	.00	.00	.00	.00	.0%
50100110	70642	Recdng Fee	.00	.00	.00	.00	.00	.00	.0%
50100110	70690	Purch Serv	18,614.25	40,000.00	22,539.10	21,409.66	40,000.00	40,000.00	77.5%
50100110	70702	WC Prem	4,333.34	4,197.09	4,197.09	4,197.09	4,197.09	3,613.62	-13.9%
50100110	70703	Liab Prem	7,135.18	7,357.63	7,357.63	7,357.63	7,357.63	8,293.58	12.7%
50100110	70704	Prop In Pr	5,052.37	5,562.85	5,562.85	5,562.85	5,562.85	6,623.48	19.1%
50100110	70705	Veh Prem	.00	.00	.00	.00	.00	.00	.0%
50100110	70711	WC Prem Pr	.00	.00	.00	.00	.00	.00	.0%
50100110	70712	WC Claim	50,452.48	38,517.35	38,517.35	38,517.35	38,517.35	42,392.86	10.1%
50100110	70713	Liab Claim	3,420.51	2,702.97	2,702.97	2,702.97	2,702.97	3,028.06	12.0%
50100110	70714	Prop Claim	3,420.51	2,702.97	2,702.97	2,702.97	2,702.97	3,785.08	40.0%
50100110	70715	Veh Claim	.00	.00	.00	.00	.00	.00	.0%

# CITY OF BLOOMINGTON, IL

## NEXT YEAR / CURRENT YEAR BUDGET ANALYSIS

PROJECTION: 20265 FY 2026 BUDGET MASTER LEVEL 5

ACCOUNTS FOR:			2024	2025	2025	2025	2025	2026	PCT
Water Administration			ACTUAL	ORIG BUD	REVISED BUD	ACTUAL	PROJECTION	ADOPTED	CHANGE
50100110	70720	Ins Admin	4,246.13	3,908.96	3,908.96	3,908.96	3,908.96	3,673.16	-6.0%
50100110	70725	LssCtl sv	.00	.00	.00	.00	.00	.00	.0%
50100110	71010	Off Supp	24,367.94	48,000.00	48,000.00	14,790.12	48,000.00	48,000.00	.0%
50100110	71010	70000 Off Supp	.00	.00	.00	.00	.00	.00	.0%
50100110	71015	Copy Supp	.00	.00	.00	.00	.00	.00	.0%
50100110	71017	Postage	3,201.82	3,000.00	3,000.00	2,505.00	3,000.00	5,000.00	66.7%
50100110	71024	Janit Supp	.00	.00	.00	.00	.00	.00	.0%
50100110	71026	Med Supp	55.90	1,000.00	1,000.00	166.18	500.00	1,200.00	20.0%
50100110	71030	UniformSup	27,873.13	2,000.00	2,000.00	772.27	2,000.00	2,000.00	.0%
50100110	71060	Food	.00	.00	.00	.00	.00	.00	.0%
50100110	71070	Fuel	328.94	1,460.00	1,460.00	324.26	469.13	405.58	-72.2%
50100110	71078	Elect Supp	.00	.00	.00	.00	.00	.00	.0%
50100110	71080	Maint Supp	1,563.87	3,000.00	3,000.00	1,252.75	3,000.00	3,000.00	.0%
50100110	71190	Other Supp	1,015.97	3,000.00	3,000.00	3,357.76	3,500.00	5,000.00	66.7%
50100110	71310	Natural Gs	42,186.03	60,000.00	60,000.00	15,067.53	60,000.00	60,000.00	.0%
50100110	71320	Electricity	1,139,010.20	1,000,000.00	1,000,000.00	735,099.86	1,000,000.00	1,200,000.00	20.0%
50100110	71330	Water	.00	.00	.00	.00	.00	.00	.0%
50100110	71340	Telecom	103,834.34	96,000.00	96,000.00	93,084.89	96,000.00	105,000.00	9.4%
50100110	71420	Periodicls	.00	.00	.00	.00	.00	.00	.0%
50100110	72120	CO Comp Eq	.00	49,140.00	.00	.00	.00	.00	.0%
50100110	72130	CO Lcn Veh	.00	.00	49,140.00	43,968.00	43,968.00	.00	.0%
50100110	72140	CO Other	.00	.00	17,460.90	17,460.90	17,460.90	.00	.0%
50100110	72190	Other CO	.00	.00	.00	.00	.00	.00	.0%
50100110	72510	Land	.00	.00	.00	.00	.00	.00	.0%
50100110	72520	Buildings	.00	.00	.00	.00	.00	.00	.0%
50100110	72540	WM Const	.00	.00	.00	.00	.00	.00	.0%
50100110	72545	WTR CON LE	.00	.00	.00	.00	.00	.00	.0%
50100110	72590	WtrPt Cnst	.00	.00	.00	.00	.00	.00	.0%
50100110	72620	OCap Imprv	.00	.00	.00	.00	.00	.00	.0%
50100110	72900	UnfndCapAd	.00	.00	.00	.00	.00	.00	.0%
50100110	73196	Pr IEPA Ln	750,429.93	536,025.14	536,025.14	538,375.12	538,375.12	426,339.87	-20.5%
50100110	73216	GBI Princ	.00	.00	.00	.00	.00	.00	.0%
50100110	73237	Prin Loan	.00	.00	.00	.00	.00	265,669.37	.0%
50100110	73401	Lease Prin	.00	.00	.00	.00	.00	.00	.0%
50100110	73701	Lease Int	.00	.00	.00	.00	.00	.00	.0%
50100110	74196	In IEPA Ln	69,820.53	60,183.96	60,183.96	60,734.02	60,734.02	50,540.37	-16.0%
50100110	74216	GBI Int 20	.00	.00	.00	.00	.00	.00	.0%
50100110	74237	Int - Loan	.00	.00	.00	.00	.00	597,369.61	.0%
50100110	74990	Othr Intst	.00	.00	.00	.00	.00	.00	.0%
50100110	79010	Prop Tx	.00	.00	.00	.00	.00	.00	.0%
50100110	79150	Bad Debt	.00	.00	.00	.00	.00	.00	.0%
50100110	79196	ConrbtoFB	.00	.00	.00	.00	4,456,335.81	.00	.0%
50100110	79990	Othr Exp	.00	1,000.00	1,000.00	.00	1,000.00	1,000.00	.0%
50100110	79997	PCHOLDING	.00	.00	.00	.00	.00	.00	.0%

# CITY OF BLOOMINGTON, IL

## NEXT YEAR / CURRENT YEAR BUDGET ANALYSIS

PROJECTION: 20265 FY 2026 BUDGET MASTER LEVEL 5									
ACCOUNTS FOR:			2024	2025	2025	2025	2025	2026	PCT
			ACTUAL	ORIG BUD	REVISED BUD	ACTUAL	PROJECTION	ADOPTED	CHANGE
Water Administration									
50100110	85100	Fm General	.00	.00	.00	.00	.00	.00	.0%
50100110	85514	Fm SwUt1B1	.00	.00	.00	.00	.00	.00	.0%
50100110	85534	Fm SWUtB11	.00	.00	.00	.00	.00	.00	.0%
50100110	85542	Fm SolWUB1	.00	.00	.00	.00	.00	.00	.0%
50100110	89111	To GenAdm	1,375,387.94	1,359,616.37	1,359,616.37	1,359,616.37	1,359,616.37	1,547,222.11	13.8%
50100110	89112	To Gen ERI	.00	.00	.00	.00	.00	.00	.0%
50100110	89502	To WtrDepr	.00	.00	.00	.00	.00	.00	.0%
50100110	89504	To WtrAdmn	.00	.00	.00	.00	.00	.00	.0%
50100110	89505	To IEPA Ln	.00	.00	.00	.00	.00	.00	.0%
50100110	89506	TOWTRTD	.00	.00	.00	.00	.00	.00	.0%
TOTAL Water Administration			-12,740,842.27	-20,285,841.38	-21,042,470.49	-13,417,854.36	-27,985,187.92	-42,370,805.48	101.4%
TOTAL REVENUE			-17,474,663.25	-24,759,166.67	-25,564,795.78	-17,143,839.74	-36,819,255.00	-48,081,313.98	88.1%
TOTAL EXPENSE			4,733,820.98	4,473,325.29	4,522,325.29	3,725,985.38	8,834,067.08	5,710,508.50	26.3%
GRAND TOTAL			-12,740,842.27	-20,285,841.38	-21,042,470.49	-13,417,854.36	-27,985,187.92	-42,370,805.48	101.4%

# CITY OF BLOOMINGTON, IL

## PROJECTION 20265 / BUDGET ENTRY FUTURE YRS REPORT

ORG	OBJECT PROJ	DESC	2027	2028	2029	2030
50100110		water Administration				
50100110	40000	WATER ADMIN Use of FundBalance	-2,783,098.59	-804,035.94	.00	.00
50100110	53310	WATER ADMIN State of Illinois	.00	-2,750,000.00	-2,750,000.00	-2,750,000.00
50100110	54101	WATER ADMIN Metered Water Sale	-34,723,205.00	-36,232,466.00	-37,910,499.00	-39,332,143.00
50100110	54102	WATER ADMIN Bulk water Sales	-7,000.00	-7,000.00	-7,000.00	-7,000.00
50100110	54105	WATER ADMIN Fire Protect Chges	-590,000.00	-590,000.00	-590,000.00	-590,000.00
50100110	54110	WATER ADMIN Reconnect Fees	-72,000.00	-72,000.00	-72,000.00	-72,000.00
50100110	54120	WATER ADMIN Tap-On Fees	-4,000.00	-4,000.00	-4,000.00	-4,000.00
50100110	54155	WATER ADMIN BNWRD Billing Fees	-195,775.00	-200,669.37	-205,686.11	-210,828.26
50100110	55990	WATER ADMIN Other Penalties	-375,000.00	-375,000.00	-375,000.00	-375,000.00
50100110	56010	WATER ADMIN Interest Income	-150,000.00	-1,650,000.00	-1,150,000.00	-650,000.00
50100110	57510	WATER ADMIN Bond Proceeds	-72,500,000.00	-20,500,000.00	-10,500,000.00	-5,500,000.00
50100110	57990	WATER ADMIN Other Misc Revenue	-25,000.00	-25,000.00	-25,000.00	-25,000.00
50100110	61100	WATER ADMIN Salaries - FT	706,088.18	727,270.82	749,088.94	771,561.61
50100110	61130	WATER ADMIN Salaries - Season	46,350.00	47,740.50	49,172.72	50,647.90
50100110	61150	WATER ADMIN Salaries - OT	4,120.00	4,243.60	4,370.91	4,502.04
50100110	62110	WATER ADMIN Group Life Ins	493.00	493.00	493.00	493.00
50100110	62111	WATER ADMIN Enhanced Vision	479.00	479.00	479.00	479.00
50100110	62113	WATER ADMIN BCBS PPO 600/1200	47,280.24	50,117.05	53,124.08	56,311.52
50100110	62114	WATER ADMIN BCBS PPO w/ HSA	31,884.80	33,797.89	35,825.76	37,975.31
50100110	62115	WATER ADMIN RHS Contributions	1,500.00	1,500.00	1,500.00	1,500.00
50100110	62116	WATER ADMIN HSA City Cont	3,300.00	3,300.00	3,300.00	3,300.00
50100110	62117	WATER ADMIN Dental Insuran PPO	1,738.93	1,843.27	1,953.86	2,071.09
50100110	62118	WATER ADMIN Identity Protect	210.12	216.42	222.92	229.60
50100110	62120	WATER ADMIN IMRF	53,849.43	55,464.91	57,128.86	58,842.73
50100110	62130	WATER ADMIN Social Security				

# CITY OF BLOOMINGTON, IL

## PROJECTION 20265 / BUDGET ENTRY FUTURE YRS REPORT

ORG	OBJECT PROJ	DESC	2027	2028	2029	2030
			43,492.01	44,796.77	46,140.67	47,524.89
50100110	62140	WATER ADMIN Medicare	10,176.92	10,482.22	10,796.69	11,120.59
50100110	62330	WATER ADMIN LIUNA Pension	1,872.00	1,872.00	1,872.00	1,872.00
50100110	62990	WATER ADMIN Other Benefits	4,020.00	4,020.00	4,020.00	4,020.00
50100110	70050	WATER ADMIN Engineering Svcs	200,000.00	200,000.00	200,000.00	200,000.00
50100110	70051	WATER ADMIN A&E for Capital	43,791.00	43,791.00	43,791.00	43,791.00
50100110	70220	WATER ADMIN Other Prof & Tech	70,000.00	70,000.00	70,000.00	70,000.00
50100110	70430	WATER ADMIN MFD Lease	4,000.00	4,000.00	4,000.00	4,000.00
50100110	70520	WATER ADMIN Rep/Mtn Licnsd Veh	3,570.00	3,641.40	3,714.23	3,788.51
50100110	70530	WATER ADMIN Rep/Mtn Off & Comp	2,000.00	2,000.00	2,000.00	2,000.00
50100110	70611	WATER ADMIN Printing & Binding	6,000.00	6,000.00	6,000.00	6,000.00
50100110	70631	WATER ADMIN Membership Dues	20,000.00	20,000.00	20,000.00	20,000.00
50100110	70632	WATER ADMIN Professional Dev	10,000.00	10,000.00	10,000.00	10,000.00
50100110	70690	WATER ADMIN Other Purchsed Svc	40,000.00	40,000.00	40,000.00	40,000.00
50100110	70702	WATER ADMIN workers Comp Prem	3,722.02	3,833.68	3,948.70	4,067.16
50100110	70703	WATER ADMIN Liability Ins Prem	8,542.39	8,798.66	9,062.62	9,334.50
50100110	70704	WATER ADMIN Property Ins Prem	6,822.19	7,026.85	7,237.66	7,454.79
50100110	70712	WATER ADMIN workers Comp Claim	43,664.65	44,974.59	46,323.83	47,713.54
50100110	70713	WATER ADMIN Liability Claims	3,118.90	3,212.47	3,308.84	3,408.11
50100110	70714	WATER ADMIN Property Claims	3,898.63	4,015.59	4,136.06	4,260.14
50100110	70720	WATER ADMIN Ins Admin Fee	3,783.35	3,896.85	4,013.76	4,134.17
50100110	71010	WATER ADMIN Office Supplies	48,000.00	48,000.00	48,000.00	48,000.00
50100110	71017	WATER ADMIN Postage	5,000.00	5,000.00	5,000.00	5,000.00
50100110	71026	WATER ADMIN Medical Supplies	1,200.00	1,200.00	1,200.00	1,200.00
50100110	71030	WATER ADMIN Unifrm Sup & Maint	2,000.00	2,000.00	2,000.00	2,000.00
50100110	71070	WATER ADMIN Gas & Diesel Fuel	413.69	421.96	430.40	439.01
50100110	71080	WATER ADMIN Maintenance & Rep				

# CITY OF BLOOMINGTON, IL

## PROJECTION 20265 / BUDGET ENTRY FUTURE YRS REPORT

ORG	OBJECT PROJ	DESC	2027	2028	2029	2030
			3,000.00	3,000.00	3,000.00	3,000.00
50100110	71190	WATER ADMIN Other Supplies	5,000.00	5,000.00	5,000.00	5,000.00
50100110	71310	WATER ADMIN Natural Gas	60,000.00	60,000.00	60,000.00	60,000.00
50100110	71320	WATER ADMIN Electricity	1,200,000.00	1,200,000.00	1,200,000.00	1,200,000.00
50100110	71340	WATER ADMIN Telecommunications	105,000.00	105,000.00	105,000.00	105,000.00
50100110	73196	WATER ADMIN Principal -- IEPA	307,490.02	312,307.28	317,208.96	322,196.60
50100110	73237	WATER ADMIN Principal - Loan	595,205.63	1,903,320.54	2,343,296.16	2,623,933.87
50100110	74196	WATER ADMIN Interest -- IEPA	44,261.28	39,444.02	34,542.34	29,554.70
50100110	74237	WATER ADMIN Interest - Loan	1,303,480.10	4,166,720.25	4,906,231.23	5,229,720.79
50100110	79196	WATER ADMIN Cont Fund Balance	.00	.00	2,604,624.91	1,046,589.74
50100110	79990	WATER ADMIN Other Misc Expense	1,000.00	1,000.00	1,000.00	1,000.00
50100110	89111	WATER ADMIN To General-Admin	1,586,397.29	1,626,813.03	1,668,496.35	1,711,488.84
TOTAL Water Administration			-104,727,862.82	-52,268,115.69	-38,787,128.65	-35,589,444.51
TOTAL REVENUE			-111,425,078.59	-63,210,171.31	-53,589,185.11	-49,515,971.26
TOTAL EXPENSE			6,697,215.77	10,942,055.62	14,802,056.46	13,926,526.75
GRAND TOTAL			-104,727,862.82	-52,268,115.69	-38,787,128.65	-35,589,444.51

# CITY OF BLOOMINGTON, IL

## NEXT YEAR / CURRENT YEAR BUDGET ANALYSIS

PROJECTION: 20265 FY 2026 BUDGET MASTER LEVEL 5

ACCOUNTS FOR:			2024	2025	2025	2025	2025	2026	PCT	
Water Transmission/Distributn			ACTUAL	ORIG BUD	REVISED BUD	ACTUAL	PROJECTION	ADOPTED	CHANGE	
50100120	53110	75000	Fed Grants	-367,797.52	-936,561.49	-936,561.49	.00	-763,360.61	.00	.0%
50100120	53310		St of IL	-158,224.66	-4,072,000.00	-4,072,000.00	.00	.00	.00	.0%
50100120	57114		Equip Sale	-30,350.00	.00	.00	-24,510.00	-23,209.00	.00	.0%
50100120	57320		Pown Contr	-27,207.18	.00	.00	-17,869.90	-17,869.90	.00	.0%
50100120	61100		Salary FT	686,339.40	857,076.00	857,076.00	584,906.83	753,477.61	1,090,707.25	27.3%
50100120	61130		Salary SN	44,409.16	40,000.00	40,000.00	32,256.63	41,377.96	41,040.00	2.6%
50100120	61150		Salary OT	119,311.17	125,000.00	125,000.00	137,804.44	140,136.04	140,000.00	12.0%
50100120	61190		Othr Salry	2,575.68	.00	.00	647.32	647.32	.00	.0%
50100120	62100		Dental Enh	2,370.08	4,286.00	4,286.00	.00	.00	.00	.0%
50100120	62110		Group Life	647.43	748.00	748.00	526.12	728.76	918.00	22.7%
50100120	62111		Enh Vision	990.63	1,168.00	1,168.00	676.89	950.69	1,230.50	5.4%
50100120	62113		BCBS 60/12	94,343.40	112,146.00	112,146.00	82,973.21	115,914.97	175,554.00	56.5%
50100120	62114		BCBS HSA	23,382.47	25,291.00	25,291.00	20,599.69	29,998.95	28,056.00	10.9%
50100120	62115		RHS Contrb	.00	.00	.00	182.76	500.00	500.00	.0%
50100120	62116		HSA City	3,111.00	4,400.00	4,400.00	1,200.00	4,500.00	4,500.00	2.3%
50100120	62117		DentalPPO	1,403.28	.00	.00	2,799.73	3,862.36	5,375.50	.0%
50100120	62118		ID Protect	15.96	.00	.00	35.91	49.02	.00	.0%
50100120	62120		IMRF	60,062.33	72,506.00	72,506.00	57,512.29	74,861.59	89,558.25	23.5%
50100120	62130		FICA	50,087.86	57,679.00	57,679.00	45,074.31	58,008.52	71,321.75	23.7%
50100120	62140		Medicare	11,714.19	13,494.00	13,494.00	10,541.58	13,348.22	16,683.50	23.6%
50100120	62160		Work comp	4,007.25	.00	.00	5,843.51	7,500.00	.00	.0%
50100120	62191		Prot Wear	4,070.68	2,800.00	2,800.00	2,489.99	3,500.00	3,150.00	12.5%
50100120	62990		Othr Ben	675.00	420.00	420.00	807.50	1,020.00	1,020.00	142.9%
50100120	70050		Eng Sv	.00	100,000.00	100,000.00	78,132.25	.00	.00	.0%
50100120	70051		A&E Cap	1,082,875.00	1,050,000.00	900,000.00	863,606.00	856,606.00	1,230,500.00	36.7%
50100120	70051	75000	A&E Cap	.00	.00	.00	.00	.00	1,000,000.00	.0%
50100120	70220		Oth PT Sv	13,613.88	35,000.00	35,000.00	23,046.46	25,000.00	125,000.00	257.1%
50100120	70520		RepMaint V	28,586.78	65,500.00	65,500.00	34,046.72	75,000.00	70,000.00	6.9%
50100120	70530		RepMaint O	.00	5,000.00	5,000.00	.00	2,500.00	5,000.00	.0%
50100120	70540		RepMt Othr	31,988.49	25,000.00	25,000.00	20,871.11	25,000.00	35,000.00	40.0%
50100120	70550		RepMaint I	1,009,534.58	1,000,000.00	1,000,000.00	969,215.78	1,500,000.00	1,500,000.00	50.0%
50100120	70557		ExcavResto	819,160.85	650,000.00	650,000.00	770,398.02	1,000,000.00	1,000,000.00	53.8%
50100120	70590		Oth Repair	13,023.74	100,000.00	100,000.00	44,322.47	100,000.00	100,000.00	.0%
50100120	70631		Dues	150.00	.00	.00	150.00	150.00	.00	.0%
50100120	70632		Pro Develp	3,684.00	4,000.00	4,000.00	1,531.49	4,000.00	5,000.00	25.0%
50100120	70641		Temp Sv	30,183.94	100,000.00	100,000.00	.00	25,000.00	100,000.00	.0%
50100120	70650		Lndfl Fees	298,984.50	750,000.00	750,000.00	711,203.04	250,000.00	250,000.00	-66.7%
50100120	70690		Purch Serv	30,202.74	100,000.00	100,000.00	23,986.50	100,000.00	450,000.00	350.0%
50100120	70702		WC Prem	6,080.49	6,143.86	6,143.86	6,143.86	6,143.86	6,507.75	5.9%
50100120	70703		Liab Prem	10,012.00	10,770.37	10,770.37	10,770.37	10,770.37	14,935.89	38.7%
50100120	70704		Prop Prem	7,089.42	8,143.10	8,143.10	8,143.10	8,143.10	11,928.21	46.5%
50100120	70712		WC Claim	34,399.32	44,354.71	44,354.71	44,354.71	44,354.71	62,091.35	40.0%
50100120	70713		Liab Claim	2,332.16	3,112.61	3,112.61	3,112.61	3,112.61	4,435.10	42.5%

# CITY OF BLOOMINGTON, IL

## NEXT YEAR / CURRENT YEAR BUDGET ANALYSIS

PROJECTION: 20265 FY 2026 BUDGET MASTER LEVEL 5

ACCOUNTS FOR:			2024	2025	2025	2025	2025	2026	PCT
			ACTUAL	ORIG BUD	REVISED BUD	ACTUAL	PROJECTION	ADOPTED	CHANGE
50100120	70714	Prop Claim	2,332.16	3,112.61	3,112.61	3,112.61	3,112.61	5,543.87	78.1%
50100120	70720	Ins Admin	5,958.12	5,722.07	5,722.07	5,722.07	5,722.07	6,614.98	15.6%
50100120	71030	UniformSup	2,545.02	4,000.00	4,000.00	5,069.34	4,000.00	8,000.00	100.0%
50100120	71070	Fuel	41,742.43	54,750.00	54,750.00	31,328.23	38,490.77	44,659.29	-18.4%
50100120	71080	Maint Supp	170,690.51	250,000.00	250,000.00	185,615.21	250,000.00	275,000.00	10.0%
50100120	71084	Agg RkSnd	88,254.99	.00	.00	2,296.89	.00	150,000.00	.0%
50100120	71190	Other Supp	45,129.10	50,000.00	50,000.00	41,722.59	50,000.00	60,000.00	20.0%
50100120	71710	Veh Equip	1,805.64	3,000.00	3,000.00	.00	.00	.00	.0%
50100120	71735	Valves	29,746.42	50,000.00	50,000.00	41,061.13	25,000.00	75,000.00	50.0%
50100120	71740	Hydrants	82,175.34	200,000.00	200,000.00	112,854.77	100,000.00	150,000.00	-25.0%
50100120	72130	CO Lcn Veh	55,820.00	202,956.00	202,956.00	.00	201,099.00	631,368.00	211.1%
50100120	72140	CO Other	.00	334,364.00	334,364.00	228,787.17	209,652.17	250,248.96	-25.2%
50100120	72510	Land	.00	50,000.00	50,000.00	.00	.00	.00	.0%
50100120	72540	WM Const	9,364,905.32	806,332.00	1,910,050.41	1,103,718.41	1,442,199.59	11,621,836.00	508.5%
50100120	72540	75000 WM Const	1,128,436.57	.00	.00	.00	.00	.00	.0%
50100120	72545	WTR CON LE	.00	4,072,000.00	4,072,000.00	.00	.00	4,500,000.00	10.5%
50100120	73401	Lease Prin	19,496.64	.00	.00	.00	.00	.00	.0%
50100120	73701	Lease Int	256.23	.00	.00	.00	.00	.00	.0%
50100120	85100	Fm General	-2,780,712.32	.00	.00	.00	.00	.00	.0%
TOTAL Water Transmission/Dis			12,206,421.67	6,451,713.84	7,405,432.25	6,318,821.72	6,810,999.36	25,418,284.15	243.2%
TOTAL REVENUE			-3,364,291.68	-5,008,561.49	-5,008,561.49	-42,379.90	-804,439.51	.00	-100.0%
TOTAL EXPENSE			15,570,713.35	11,460,275.33	12,413,993.74	6,361,201.62	7,615,438.87	25,418,284.15	104.8%
GRAND TOTAL			12,206,421.67	6,451,713.84	7,405,432.25	6,318,821.72	6,810,999.36	25,418,284.15	243.2%

# CITY OF BLOOMINGTON, IL

## PROJECTION 20265 / BUDGET ENTRY FUTURE YRS REPORT

ORG	OBJECT PROJ	DESC	2027	2028	2029	2030
50100120	water	Transmissi on				
50100120	61100	Salary FT	1,123,428.47	1,157,131.32	1,191,845.26	1,227,600.62
50100120	61130	Salary SN	42,271.20	43,539.34	44,845.52	46,190.88
50100120	61150	Salary OT	144,200.00	148,526.00	152,981.78	157,571.23
50100120	62110	Group Life	918.00	918.00	918.00	918.00
50100120	62111	Enh Vision	1,230.50	1,230.50	1,230.50	1,230.50
50100120	62113	BCBS 60/12	186,087.24	197,252.47	209,087.62	221,632.88
50100120	62114	BCBS HSA	29,739.36	31,523.72	33,415.14	35,420.05
50100120	62115	RHS Contrb	500.00	500.00	500.00	500.00
50100120	62116	HSA City	4,500.00	4,500.00	4,500.00	4,500.00
50100120	62117	DentalPPO	5,698.03	6,039.91	6,402.31	6,786.44
50100120	62120	IMRF	92,245.00	95,012.35	97,862.72	100,798.60
50100120	62130	FICA	73,461.40	75,665.24	77,935.20	80,273.26
50100120	62140	Medicare	17,184.01	17,699.53	18,230.51	18,777.43
50100120	62191	Prot Wear	3,150.00	3,150.00	3,150.00	3,150.00
50100120	62990	Othr Ben	1,020.00	1,020.00	1,020.00	1,020.00
50100120	70051	A&E Cap	1,100,000.00	100,000.00	1,100,000.00	1,100,000.00
50100120	70051 75000	A&E Cap	.00	.00	.00	.00
50100120	70220	Oth PT sv	160,000.00	175,000.00	185,000.00	200,000.00
50100120	70520	RepMaint V	71,400.00	72,828.00	74,284.56	75,770.25
50100120	70530	RepMaint O	5,000.00	5,000.00	5,000.00	5,000.00
50100120	70540	RepMt Othr	40,000.00	45,000.00	50,000.00	55,000.00
50100120	70550	RepMaint I	1,750,000.00	1,750,000.00	2,000,000.00	2,000,000.00
50100120	70557	ExcavResto	1,000,000.00	1,000,000.00	1,000,000.00	1,000,000.00
50100120	70590	Oth Repair	100,000.00	100,000.00	100,000.00	100,000.00
50100120	70632	Pro Develp	5,000.00	5,000.00	5,000.00	5,000.00
50100120	70641	Temp Sv	100,000.00	100,000.00	100,000.00	100,000.00
50100120	70650	Lndfl Fees	250,000.00	250,000.00	250,000.00	250,000.00
50100120	70690	Purch Serv	450,000.00	450,000.00	450,000.00	450,000.00
50100120	70702	WC Prem	6,702.98	6,904.07	7,111.19	7,324.53
50100120	70703	Liab Prem	15,383.97	15,845.49	16,320.85	16,810.48
50100120	70704	Prop Prem	12,286.06	12,654.64	13,034.28	13,425.31
50100120	70712	WC Claim	63,954.09	65,872.72	67,848.90	69,884.36
50100120	70713	Liab Claim	4,568.15	4,705.19	4,846.35	4,991.74
50100120	70714	Prop Claim	5,710.19	5,881.49	6,057.94	6,239.68
50100120	70720	Ins Admin	6,813.43	7,017.83	7,228.36	7,445.21
50100120	71030	UniformSup	7,500.00	6,000.00	6,000.00	6,000.00
50100120	71070	Fuel	45,552.48	46,463.53	47,392.80	48,340.66
50100120	71080	Maint Supp	275,000.00	300,000.00	300,000.00	300,000.00
50100120	71084	Agg RkSnd	160,000.00	170,000.00	180,000.00	190,000.00
50100120	71190	Other Supp	60,000.00	60,000.00	65,000.00	65,000.00
50100120	71735	Valves	75,000.00	75,000.00	75,000.00	75,000.00
50100120	71740	Hydrants	150,000.00	150,000.00	150,000.00	150,000.00
50100120	72130	CO Lcn Veh	.00	121,408.00	195,112.00	65,040.00
50100120	72140	CO Other	.00	106,901.76	.00	293,520.00
50100120	72510	Land	50,000.00	.00	50,000.00	.00
50100120	72540	WM Const	7,603,800.00	.00	12,100,000.00	14,000,000.00
50100120	72545	WTR CON LE	.00	.00	.00	.00

# CITY OF BLOOMINGTON, IL

## PROJECTION 20265 / BUDGET ENTRY FUTURE YRS REPORT

ORG	OBJECT PROJ	DESC	2027	2028	2029	2030
	TOTAL	Water Transmissi on	15,299,304.56	6,991,191.10	20,454,161.79	22,566,162.11
	TOTAL	REVENUE	.00	.00	.00	.00
	TOTAL	EXPENSE	15,299,304.56	6,991,191.10	20,454,161.79	22,566,162.11
	GRAND	TOTAL	15,299,304.56	6,991,191.10	20,454,161.79	22,566,162.11

# CITY OF BLOOMINGTON, IL

## NEXT YEAR / CURRENT YEAR BUDGET ANALYSIS

ACCOUNTS FOR:			PROJECTION: 20265 FY 2026 BUDGET MASTER LEVEL 5						
Water Purification			2024	2025	2025	2025	2025	2026	PCT
			ACTUAL	ORIG BUD	REVISED BUD	ACTUAL	PROJECTION	ADOPTED	CHANGE
50100130	57990	Misc Rev	-3,450.00	-3,500.00	-3,500.00	-2,275.00	-2,250.00	-3,500.00	.0%
50100130	61100	Salary FT	590,043.56	639,356.00	639,356.00	478,245.30	645,048.33	673,000.00	5.3%
50100130	61150	Salary OT	63,026.53	61,000.00	61,000.00	56,085.47	67,434.48	66,000.00	8.2%
50100130	61190	Othr Salry	3,119.71	.00	.00	12,324.15	4,634.93	.00	.0%
50100130	62100	Dental Enh	1,549.73	2,523.00	2,523.00	.00	.00	.00	.0%
50100130	62110	Group Life	516.31	544.00	544.00	385.27	535.53	544.00	.0%
50100130	62111	Enh Vision	600.01	631.00	631.00	492.45	629.38	631.00	.0%
50100130	62113	BCBS 60/12	24,191.13	21,177.00	21,177.00	22,563.41	35,894.38	36,670.00	73.2%
50100130	62114	BCBS HSA	51,796.17	58,761.00	58,761.00	40,284.50	46,925.80	48,016.00	-18.3%
50100130	62115	RHS Contrb	3,964.48	4,200.00	4,200.00	2,783.87	4,203.61	4,500.00	7.1%
50100130	62116	HSA City	6,330.39	7,600.00	7,600.00	333.33	8,700.00	8,700.00	14.5%
50100130	62117	DentalPPO	879.69	.00	.00	1,912.07	2,521.72	2,583.00	.0%
50100130	62118	ID Protect	31.92	.00	.00	75.81	98.04	96.00	.0%
50100130	62120	IMRF	45,864.13	51,761.00	51,761.00	40,352.15	52,357.53	54,066.00	4.5%
50100130	62130	FICA	38,181.59	41,032.00	41,032.00	31,811.00	41,346.53	43,311.00	5.6%
50100130	62140	Medicare	8,929.60	9,601.00	9,601.00	7,439.70	9,666.82	10,133.00	5.5%
50100130	62191	Prot Wear	1,750.00	1,750.00	1,750.00	1,400.00	1,400.00	1,750.00	.0%
50100130	62330	LIUNA Pen	859.34	936.00	936.00	575.89	802.18	936.00	.0%
50100130	62990	Othr Ben	3,750.00	4,440.00	4,440.00	47,296.06	3,225.00	3,240.00	-27.0%
50100130	70050	Eng Sv	.00	2,000.00	2,000.00	.00	.00	2,000.00	.0%
50100130	70051	A&E Cap	14,109.31	75,000.00	700.00	-8,580.11	.00	.00	.0%
50100130	70070	Lab Sv	122,787.50	200,000.00	200,000.00	119,568.20	200,000.00	200,000.00	.0%
50100130	70220	Oth PT Sv	10,886.00	25,000.00	25,000.00	21,810.70	25,000.00	25,000.00	.0%
50100130	70510	RepMaint B	167.94	.00	.00	.00	.00	.00	.0%
50100130	70520	RepMaint V	1,138.80	4,000.00	4,000.00	3,873.43	6,424.00	5,500.00	37.5%
50100130	70530	RepMaint O	.00	1,500.00	1,500.00	.00	1,500.00	1,700.00	13.3%
50100130	70540	RepMt Othr	12,023.35	15,000.00	15,000.00	8,991.53	15,000.00	15,500.00	3.3%
50100130	70632	Pro Develp	2,179.30	2,500.00	2,500.00	.00	2,500.00	2,500.00	.0%
50100130	70650	Lndfl Fees	1,272,748.00	1,308,000.00	1,308,000.00	1,308,000.00	1,308,000.00	1,500,000.00	14.7%
50100130	70690	Purch Serv	7,200.20	15,000.00	15,000.00	3,261.08	15,000.00	15,000.00	.0%
50100130	70702	WC Prem	4,188.03	4,223.27	4,223.27	4,223.27	4,223.27	3,719.14	-11.9%
50100130	70703	Liab Prem	6,895.91	7,403.53	7,403.53	7,403.53	7,403.53	8,535.78	15.3%
50100130	70704	Prop Prem	4,882.94	5,597.55	5,597.55	5,597.55	5,597.55	6,816.91	21.8%
50100130	70712	WC Claim	23,693.03	22,979.95	22,979.95	22,979.95	22,979.95	21,850.12	-4.9%
50100130	70713	Liab Claim	1,606.31	1,612.63	1,612.63	1,612.63	1,612.63	1,560.72	-3.2%
50100130	70714	Prop Claim	1,606.31	1,612.63	1,612.63	1,612.63	1,612.63	1,950.90	21.0%
50100130	70720	Ins Admin	4,103.74	3,933.34	3,933.34	3,933.34	3,933.34	3,780.42	-3.9%
50100130	71030	UniformSup	636.02	1,600.00	1,600.00	.00	1,600.00	1,600.00	.0%
50100130	71070	Fuel	6,365.15	4,000.00	4,000.00	24,673.89	25,455.14	17,317.10	332.9%
50100130	71080	Maint Supp	.00	.00	.00	1,227.99	.00	.00	.0%
50100130	71190	Other Supp	93,321.32	128,000.00	128,000.00	82,350.20	128,000.00	120,000.00	-6.3%
50100130	71310	Natural Gs	-69.34	.00	.00	.00	.00	.00	.0%
50100130	71720	Wtr Chem	1,278,262.91	1,530,500.00	1,530,500.00	1,431,268.24	1,530,500.00	1,550,000.00	1.3%

# CITY OF BLOOMINGTON, IL

## NEXT YEAR / CURRENT YEAR BUDGET ANALYSIS

PROJECTION: 20265 FY 2026 BUDGET MASTER LEVEL 5

ACCOUNTS FOR:			2024	2025	2025	2025	2025	2026	PCT
			ACTUAL	ORIG BUD	REVISED BUD	ACTUAL	PROJECTION	ADOPTED	CHANGE
Water Purification									
50100130	71725	CarbonReac	160,000.00	180,720.00	180,720.00	165,000.00	180,720.00	330,720.00	83.0%
50100130	72130	CO Lcn Veh	.00	56,700.00	56,700.00	43,968.00	43,968.00	60,112.00	6.0%
50100130	72140	CO Other	5,490.00	35,000.00	198,991.10	31,042.32	31,042.32	.00	.0%
50100130	73401	Lease Prin	11,214.25	.00	.00	.00	.00	.00	.0%
50100130	73701	Lease Int	147.38	.00	.00	.00	.00	.00	.0%
TOTAL Water Purification			3,887,518.65	4,533,694.90	4,623,386.00	4,025,903.80	4,485,246.62	4,845,839.09	4.8%
TOTAL REVENUE			-3,450.00	-3,500.00	-3,500.00	-2,275.00	-2,250.00	-3,500.00	.0%
TOTAL EXPENSE			3,890,968.65	4,537,194.90	4,626,886.00	4,028,178.80	4,487,496.62	4,849,339.09	4.8%
GRAND TOTAL			3,887,518.65	4,533,694.90	4,623,386.00	4,025,903.80	4,485,246.62	4,845,839.09	4.8%

# CITY OF BLOOMINGTON, IL

## PROJECTION 20265 / BUDGET ENTRY FUTURE YRS REPORT

ORG	OBJECT PROJ	DESC	2027	2028	2029	2030
50100130	water	Purification				
50100130	57990	Misc Rev	-3,500.00	-3,500.00	-3,600.00	-3,700.00
50100130	61100	Salary FT	693,190.00	713,985.70	735,405.27	757,467.43
50100130	61150	Salary OT	67,980.00	70,019.40	72,119.98	74,283.58
50100130	62110	Group Life	544.00	544.00	544.00	544.00
50100130	62111	Enh Vision	631.00	631.00	631.00	631.00
50100130	62113	BCBS 60/12	38,870.20	41,202.41	43,674.56	46,295.03
50100130	62114	BCBS HSA	50,896.96	53,950.78	57,187.82	60,619.09
50100130	62115	RHS Contrb	4,500.00	4,500.00	4,500.00	4,500.00
50100130	62116	HSA City	8,700.00	8,700.00	8,700.00	8,700.00
50100130	62117	DentalPPO	2,737.98	2,902.26	3,076.39	3,260.98
50100130	62118	ID Protect	98.88	101.85	104.90	108.05
50100130	62120	IMRF	55,687.98	57,358.62	59,079.38	60,851.76
50100130	62130	FICA	44,610.33	45,948.64	47,327.10	48,746.91
50100130	62140	Medicare	10,436.99	10,750.10	11,072.60	11,404.78
50100130	62191	Prot Wear	1,750.00	1,750.00	1,750.00	1,750.00
50100130	62330	LIUNA Pen	936.00	936.00	936.00	936.00
50100130	62990	Othr Ben	3,240.00	3,240.00	3,240.00	3,240.00
50100130	70050	Eng Sv	2,000.00	2,000.00	2,000.00	2,000.00
50100130	70051	A&E Cap	307,221.00	783,790.00	250,000.00	.00
50100130	70070	Lab Sv	200,000.00	200,000.00	200,000.00	200,000.00
50100130	70220	Oth PT sv	25,000.00	26,000.00	27,000.00	28,000.00
50100130	70520	RepMaint V	5,610.00	5,722.20	5,836.64	5,953.38
50100130	70530	RepMaint O	1,800.00	1,850.00	1,900.00	1,900.00
50100130	70540	RepMt Othr	16,000.00	16,500.00	17,000.00	17,000.00
50100130	70632	Pro Develp	2,500.00	2,600.00	2,700.00	2,750.00
50100130	70650	Lndfl Fees	800,000.00	800,000.00	840,000.00	850,000.00
50100130	70690	Purch Serv	15,500.00	15,800.00	16,000.00	16,200.00
50100130	70702	WC Prem	3,830.72	3,945.64	4,064.01	4,185.93
50100130	70703	Liab Prem	8,791.86	9,055.61	9,327.28	9,607.10
50100130	70704	Prop Prem	7,021.42	7,232.06	7,449.02	7,672.49
50100130	70712	WC Claim	22,505.63	23,180.79	23,876.22	24,592.51
50100130	70713	Liab Claim	1,607.54	1,655.77	1,705.44	1,756.61
50100130	70714	Prop Claim	2,009.43	2,069.71	2,131.81	2,195.76
50100130	70720	Ins Admin	3,893.84	4,010.65	4,130.97	4,254.90
50100130	71030	UniformSup	1,600.00	1,650.00	1,700.00	1,750.00
50100130	71070	Fuel	17,663.44	18,016.71	18,377.04	18,744.58
50100130	71190	Other Supp	125,000.00	126,000.00	127,000.00	127,500.00
50100130	71720	Wtr Chem	1,550,000.00	1,550,000.00	1,570,000.00	1,590,000.00
50100130	71725	CarbonReac	180,720.00	186,000.00	186,000.00	186,000.00
50100130	72130	CO Lcn Veh	.00	.00	.00	.00
50100130	72590	WtrPt Cnst	.00	.00	5,000,000.00	.00
TOTAL Water Purification			4,281,585.20	4,800,099.90	9,363,947.43	4,181,701.87
TOTAL REVENUE			-3,500.00	-3,500.00	-3,600.00	-3,700.00
TOTAL EXPENSE			4,285,085.20	4,803,599.90	9,367,547.43	4,185,401.87
GRAND TOTAL			4,281,585.20	4,800,099.90	9,363,947.43	4,181,701.87

# CITY OF BLOOMINGTON, IL

## NEXT YEAR / CURRENT YEAR BUDGET ANALYSIS

PROJECTION: 20265 FY 2026 BUDGET MASTER LEVEL 5

ACCOUNTS FOR:			2024	2025	2025	2025	2025	2026	PCT
Lake Maintenance			ACTUAL	ORIG BUD	REVISED BUD	ACTUAL	PROJECTION	ADOPTED	CHANGE
50100140	51610	Boat Licns	-31,145.00	-42,000.00	-42,000.00	-19,334.00	-25,000.00	-30,000.00	-28.6%
50100140	54170	LLTran Fee	-120.00	-1,000.00	-1,000.00	.00	-1,000.00	-1,000.00	.0%
50100140	54171	Dock Prmts	-14,200.00	-12,000.00	-12,000.00	-12,700.00	-12,000.00	-12,000.00	.0%
50100140	54430	Fac Rntl	-32,550.00	-18,000.00	-18,000.00	-27,300.00	-35,000.00	-33,000.00	83.3%
50100140	54990	Othr Chgs	-34,621.20	-36,756.72	-36,756.72	-35,327.12	-33,150.00	-35,657.28	-3.0%
50100140	57114	Equip Sale	-18,113.00	.00	.00	-8,000.00	-8,000.00	.00	.0%
50100140	57590	Lease Inc	-166,944.92	-119,000.00	-119,000.00	-171,152.02	-152,000.00	-150,000.00	26.1%
50100140	57990	Misc Rev	-11,340.00	-2,500.00	-2,500.00	-5,900.00	-2,500.00	-2,500.00	.0%
50100140	61100	Salary FT	299,321.64	349,394.00	349,394.00	216,316.73	318,643.72	345,702.00	-1.1%
50100140	61130	Salary SN	74,994.68	136,840.00	136,840.00	68,191.25	109,415.00	135,600.00	-.9%
50100140	61150	Salary OT	19,791.90	30,000.00	30,000.00	21,413.66	20,000.00	30,000.00	.0%
50100140	62100	Dental Enh	465.04	774.00	774.00	.00	.00	.00	.0%
50100140	62110	Group Life	265.91	272.00	272.00	171.11	266.87	272.00	.0%
50100140	62111	Enh Vision	287.69	293.00	293.00	168.30	228.82	225.00	-23.2%
50100140	62113	BCBS 60/12	17,400.24	21,177.00	21,177.00	10,693.39	14,671.96	15,000.00	-29.2%
50100140	62114	BCBS HSA	8,580.88	6,135.00	6,135.00	4,927.54	6,291.99	6,392.00	4.2%
50100140	62115	RHS Contrb	1,089.20	1,920.00	1,920.00	1,209.49	1,690.33	2,000.00	4.2%
50100140	62116	HSA City	1,200.00	1,200.00	1,200.00	.00	1,200.00	1,200.00	.0%
50100140	62117	DentalPPO	290.00	.00	.00	459.60	581.73	595.00	.0%
50100140	62118	ID Protect	15.96	.00	.00	35.91	49.02	48.00	.0%
50100140	62120	IMRF	27,377.82	35,201.00	35,201.00	21,813.91	30,375.86	35,024.00	-.5%
50100140	62130	FICA	23,830.33	30,433.00	30,433.00	18,633.25	27,893.57	30,192.00	-.8%
50100140	62140	Medicare	5,573.23	7,119.00	7,119.00	4,357.75	6,488.95	7,063.00	-.8%
50100140	62160	Work comp	275.00	.00	.00	257.68	1,119.52	.00	.0%
50100140	62191	Prot wear	1,050.00	1,050.00	1,050.00	1,050.00	1,050.00	1,050.00	.0%
50100140	62990	Othr Ben	.00	1,200.00	1,200.00	.00	.00	.00	.0%
50100140	70051	A&E Cap	4,326.88	25,000.00	25,000.00	19,900.00	19,900.00	.00	.0%
50100140	70220	Oth PT sv	278,019.36	441,000.00	441,000.00	415,803.27	441,000.00	427,000.00	-3.2%
50100140	70510	RepMaint B	27,571.97	60,000.00	60,000.00	51,595.48	60,000.00	30,000.00	-50.0%
50100140	70520	RepMaint V	14,086.32	15,000.00	15,000.00	7,101.45	14,500.00	14,000.00	-6.7%
50100140	70530	RepMaint O	2,277.85	10,000.00	10,000.00	874.23	5,000.00	15,000.00	50.0%
50100140	70540	RepMt Othr	23,846.74	30,000.00	30,000.00	12,780.89	30,000.00	35,000.00	16.7%
50100140	70550	RepMaint I	48,824.23	350,000.00	350,000.00	50,109.83	350,000.00	50,000.00	-85.7%
50100140	70590	Oth Repair	19,139.09	20,000.00	20,000.00	5,619.75	20,000.00	25,000.00	25.0%
50100140	70631	Dues	25.00	1,000.00	1,000.00	.00	171.25	300.00	-70.0%
50100140	70632	Pro Develp	837.50	300.00	300.00	330.00	300.00	1,200.00	300.0%
50100140	70650	Lndfl Fees	42,698.22	50,000.00	50,000.00	52,256.18	50,000.00	50,000.00	.0%
50100140	70690	Purch Serv	49,189.76	65,000.00	65,000.00	64,631.00	65,000.00	120,000.00	84.6%
50100140	70702	WC Prem	2,636.07	2,906.33	2,906.33	2,906.33	2,906.33	2,379.05	-18.1%
50100140	70703	Liab Prem	4,340.49	5,094.88	5,094.88	5,094.88	5,094.88	5,460.13	7.2%
50100140	70704	Prop Prem	3,073.46	3,852.06	3,852.06	3,852.06	3,852.06	4,360.61	13.2%
50100140	70712	WC Claim	15,011.97	15,981.37	15,981.37	15,981.37	15,981.37	14,252.84	-10.8%
50100140	70713	Liab Claim	1,017.76	1,121.50	1,121.50	1,121.50	1,121.50	1,018.06	-9.2%

# CITY OF BLOOMINGTON, IL

## NEXT YEAR / CURRENT YEAR BUDGET ANALYSIS

PROJECTION: 20265 FY 2026 BUDGET MASTER LEVEL 5

ACCOUNTS FOR:

Lake Maintenance			2024 ACTUAL	2025 ORIG BUD	2025 REVISED BUD	2025 ACTUAL	2025 PROJECTION	2026 ADOPTED	PCT CHANGE
50100140	70714	Prop Claim	1,017.76	1,121.50	1,121.50	1,121.50	1,121.50	1,272.58	13.5%
50100140	70720	Ins Admin	2,583.02	2,706.80	2,706.80	2,706.80	2,706.80	2,418.24	-10.7%
50100140	71030	UniformSup	413.31	1,500.00	1,500.00	1,254.66	1,500.00	2,500.00	66.7%
50100140	71070	Fuel	7,555.48	22,265.00	22,265.00	4,902.48	8,676.34	15,200.76	-31.7%
50100140	71080	Maint Supp	1,286.66	3,000.00	3,000.00	1,686.70	3,000.00	3,000.00	.0%
50100140	71085	Rock Salt	.00	.00	.00	.00	5,000.00	5,000.00	.0%
50100140	71190	Other Supp	32,872.71	30,000.00	30,000.00	26,096.98	30,000.00	35,000.00	16.7%
50100140	71330	Water	358.86	1,000.00	1,000.00	303.63	1,500.00	1,500.00	50.0%
50100140	72130	CO Lcn Veh	.00	232,594.00	232,594.00	126,741.00	125,000.00	89,689.60	-61.4%
50100140	72140	CO Other	.00	122,368.00	122,368.00	83,682.66	83,682.66	.00	.0%
50100140	72520	60000 Buildings	.00	.00	.00	.00	.00	750,000.00	.0%
50100140	72620	OCap Imprv	286,105.40	500,000.00	500,000.00	300,000.00	300,000.00	.00	.0%
50100140	73401	Lease Prin	8,850.01	.00	.00	.00	.00	.00	.0%
50100140	73701	Lease Int	116.29	.00	.00	.00	.00	.00	.0%
TOTAL Lake Maintenance			1,050,857.57	2,404,562.72	2,404,562.72	1,348,441.06	1,918,332.03	2,046,757.59	-14.9%
TOTAL REVENUE			-309,034.12	-231,256.72	-231,256.72	-279,713.14	-268,650.00	-264,157.28	14.2%
TOTAL EXPENSE			1,359,891.69	2,635,819.44	2,635,819.44	1,628,154.20	2,186,982.03	2,310,914.87	-12.3%
GRAND TOTAL			1,050,857.57	2,404,562.72	2,404,562.72	1,348,441.06	1,918,332.03	2,046,757.59	-14.9%

# CITY OF BLOOMINGTON, IL

## PROJECTION 20265 / BUDGET ENTRY FUTURE YRS REPORT

ORG	OBJECT PROJ	DESC	2027	2028	2029	2030
50100140	Lake Maintenance					
50100140	51610	Boat Licns	-30,000.00	-30,000.00	-30,000.00	-30,000.00
50100140	54170	LLTran Fee	-1,000.00	-1,000.00	-1,000.00	-1,000.00
50100140	54171	Dock Prmts	-12,000.00	-12,000.00	-12,000.00	-12,000.00
50100140	54430	Fac Rnt'l	-33,000.00	-33,000.00	-33,000.00	-33,000.00
50100140	54990	Othr Chgs	-36,875.52	-38,119.68	-39,389.76	-40,000.00
50100140	57590	Lease Inc	-150,000.00	-150,000.00	-150,000.00	-150,000.00
50100140	57990	Misc Rev	-2,500.00	-2,500.00	-2,500.00	-2,500.00
50100140	61100	Salary FT	356,073.06	366,755.25	377,757.91	389,090.65
50100140	61130	Salary SN	139,668.00	143,858.04	148,173.78	152,619.00
50100140	61150	Salary OT	30,900.00	31,827.00	32,781.81	33,765.26
50100140	62110	Group Life	272.00	272.00	272.00	272.00
50100140	62111	Enh Vision	225.00	225.00	225.00	225.00
50100140	62113	BCBS 60/12	15,900.00	16,854.00	17,865.24	18,937.15
50100140	62114	BCBS HSA	6,775.52	7,182.05	7,612.97	8,069.75
50100140	62115	RHS Contrb	2,000.00	2,000.00	2,000.00	2,000.00
50100140	62116	HSA City	1,200.00	1,200.00	1,200.00	1,200.00
50100140	62117	DentalPPO	630.70	668.54	708.65	751.17
50100140	62118	ID Protect	49.44	50.92	52.45	54.02
50100140	62120	IMRF	36,074.72	37,156.96	38,271.67	39,419.82
50100140	62130	FICA	31,097.76	32,030.69	32,991.61	33,981.36
50100140	62140	Medicare	7,274.89	7,493.14	7,717.93	7,949.47
50100140	62191	Prot Wear	1,050.00	1,050.00	1,050.00	1,050.00
50100140	70051	A&E Cap	25,000.00	25,000.00	25,000.00	25,000.00
50100140	70220	Oth PT sv	455,000.00	430,000.00	430,000.00	430,000.00
50100140	70510	RepMaint B	30,000.00	70,000.00	30,000.00	30,000.00
50100140	70520	RepMaint V	14,280.00	14,565.60	14,856.91	15,154.05
50100140	70530	RepMaint O	5,000.00	5,000.00	5,000.00	5,000.00
50100140	70540	RepMt Othr	35,000.00	35,000.00	35,000.00	35,000.00
50100140	70550	RepMaint I	50,000.00	50,000.00	50,000.00	50,000.00
50100140	70590	Oth Repair	25,000.00	25,000.00	25,000.00	25,000.00
50100140	70631	Dues	300.00	300.00	300.00	300.00
50100140	70632	Pro Develp	1,200.00	1,200.00	1,200.00	1,200.00
50100140	70650	Lndfl Fees	50,000.00	50,000.00	50,000.00	50,000.00
50100140	70690	Purch Serv	120,000.00	120,000.00	120,000.00	120,000.00
50100140	70702	WC Prem	2,450.42	2,523.93	2,599.65	2,677.64
50100140	70703	Liab Prem	5,623.93	5,792.65	5,966.43	6,145.43
50100140	70704	Prop Prem	4,491.43	4,626.17	4,764.96	4,907.91
50100140	70712	WC Claim	14,680.43	15,120.84	15,574.46	16,041.70
50100140	70713	Liab Claim	1,048.60	1,080.06	1,112.46	1,145.84
50100140	70714	Prop Claim	1,310.75	1,350.07	1,390.58	1,432.29
50100140	70720	Ins Admin	2,490.79	2,565.52	2,642.48	2,721.76
50100140	71030	UniformSup	1,500.00	1,500.00	1,500.00	1,500.00
50100140	71070	Fuel	15,504.78	15,814.87	16,131.17	16,453.79
50100140	71080	Maint Supp	3,000.00	3,000.00	3,000.00	3,000.00
50100140	71085	Rock Salt	5,000.00	5,000.00	5,000.00	5,000.00
50100140	71190	Other Supp	35,000.00	35,000.00	35,000.00	35,000.00
50100140	71330	Water	1,500.00	1,500.00	1,500.00	1,500.00
50100140	72130	CO Lcn Veh	57,024.00	100,061.92	.00	.00
50100140	72140	CO Other	.00	335,369.00	68,446.96	105,000.00

# CITY OF BLOOMINGTON, IL

## PROJECTION 20265 / BUDGET ENTRY FUTURE YRS REPORT

ORG	OBJECT PROJ	DESC	2027	2028	2029	2030
50100140	72520 60000	Buildings	.00	.00	.00	.00
50100140	72620	OCap Imprv	400,000.00	200,000.00	400,000.00	200,000.00
TOTAL Lake Maintenance			1,725,220.70	1,938,374.54	1,751,777.32	1,610,065.06
TOTAL REVENUE			-265,375.52	-266,619.68	-267,889.76	-268,500.00
TOTAL EXPENSE			1,990,596.22	2,204,994.22	2,019,667.08	1,878,565.06
GRAND TOTAL			1,725,220.70	1,938,374.54	1,751,777.32	1,610,065.06

# CITY OF BLOOMINGTON, IL

## NEXT YEAR / CURRENT YEAR BUDGET ANALYSIS

PROJECTION: 20265 FY 2026 BUDGET MASTER LEVEL 5									
ACCOUNTS FOR:									
Water Meter Service			2024	2025	2025	2025	2025	2026	PCT
			ACTUAL	ORIG BUD	REVISED BUD	ACTUAL	PROJECTION	ADOPTED	CHANGE
50100150	57114	Equip Sale	.00	.00	.00	-3,235.00	-3,235.00	.00	.0%
50100150	57130	Meter Sale	-57,105.00	-70,000.00	-70,000.00	-27,964.00	-30,000.00	-70,000.00	.0%
50100150	57990	Misc Rev	.00	-10,000.00	-10,000.00	.00	.00	.00	.0%
50100150	61100	Salary FT	477,790.58	499,414.00	499,414.00	380,626.05	497,696.57	505,670.00	1.3%
50100150	61150	Salary OT	74,163.70	75,000.00	75,000.00	62,818.24	73,177.55	80,000.00	6.7%
50100150	61190	Othr Salry	5,783.12	.00	.00	.00	.00	.00	.0%
50100150	62100	Dental Enh	1,821.64	2,929.00	2,929.00	.00	.00	.00	.0%
50100150	62109	ENH HMO	4,536.18	.00	.00	.00	.00	.00	.0%
50100150	62110	Group Life	413.51	408.00	408.00	296.84	407.24	408.00	.0%
50100150	62111	Enh Vision	803.60	797.00	797.00	591.01	796.04	797.00	.0%
50100150	62113	BCBS 60/12	50,211.55	68,958.00	68,958.00	17,154.60	23,427.44	23,952.00	-65.3%
50100150	62114	BCBS HSA	39,289.68	32,177.00	32,177.00	39,981.96	54,059.47	55,192.00	71.5%
50100150	62116	HSA City	7,164.70	7,200.00	7,200.00	.00	7,500.00	7,500.00	4.2%
50100150	62117	DentalPPO	1,121.58	.00	.00	2,157.96	2,931.18	2,995.00	.0%
50100150	62118	ID Protect	15.96	.00	.00	35.91	49.02	48.00	.0%
50100150	62120	IMRF	39,481.25	41,714.00	41,714.00	32,729.24	42,070.39	42,932.00	2.9%
50100150	62130	FICA	32,024.13	32,488.00	32,488.00	25,753.01	33,175.10	34,198.00	5.3%
50100150	62140	Medicare	7,489.56	7,601.00	7,601.00	6,022.93	7,755.67	8,000.00	5.2%
50100150	62160	Work Comp	1,468.69	.00	.00	.00	.00	.00	.0%
50100150	62191	Prot Wear	1,750.00	2,500.00	2,500.00	1,750.00	2,500.00	3,000.00	20.0%
50100150	62200	Hlth Fac	150.00	150.00	150.00	150.00	150.00	150.00	.0%
50100150	62990	Othr Ben	2,400.00	2,400.00	2,400.00	2,400.00	2,400.00	2,400.00	.0%
50100150	70220	Oth PT Sv	34,155.85	100,000.00	100,000.00	14,998.36	100,000.00	100,000.00	.0%
50100150	70520	RepMaint V	8,860.96	12,500.00	12,500.00	8,039.39	13,403.00	13,000.00	4.0%
50100150	70540	RepMt Othr	11,715.90	8,000.00	8,000.00	7,281.77	8,000.00	10,000.00	25.0%
50100150	70632	Pro Devlp	3,152.40	3,500.00	3,500.00	.00	3,500.00	4,000.00	14.3%
50100150	70690	Purch Serv	120,039.00	300,000.00	300,000.00	319,204.83	300,000.00	500,000.00	66.7%
50100150	70702	WC Prem	3,563.19	3,605.97	3,605.97	3,605.97	3,605.97	2,990.52	-17.1%
50100150	70703	Liab Prem	5,867.07	6,321.38	6,321.38	6,321.38	6,321.38	6,863.52	8.6%
50100150	70704	Prop Prem	4,154.42	4,779.37	4,779.37	4,779.37	4,779.37	5,481.40	14.7%
50100150	70712	WC Claim	20,158.12	19,571.22	19,571.22	19,571.22	19,571.22	17,552.17	-10.3%
50100150	70713	Liab Claim	1,366.65	1,373.42	1,373.42	1,373.42	1,373.42	1,253.73	-8.7%
50100150	70714	Prop Claim	1,366.65	1,373.42	1,373.42	1,373.42	1,373.42	1,567.16	14.1%
50100150	70720	Ins Admin	3,491.48	3,358.42	3,358.42	3,358.42	3,358.42	3,039.80	-9.5%
50100150	71030	UniformSup	850.94	2,000.00	2,000.00	978.97	2,000.00	2,000.00	.0%
50100150	71070	Fuel	13,841.03	18,250.00	18,250.00	8,069.47	11,420.52	15,487.62	-15.1%
50100150	71080	Maint Supp	17,523.76	10,000.00	10,000.00	15,265.20	15,000.00	15,000.00	50.0%
50100150	71190	Other Supp	8,123.67	10,000.00	10,000.00	9,945.39	10,000.00	12,500.00	25.0%
50100150	71340	Telecom	1,317.53	.00	.00	219.23	.00	.00	.0%
50100150	71730	Meters	1,400,000.00	1,500,000.00	1,500,000.00	1,512,392.13	1,500,000.00	2,500,000.00	66.7%
50100150	72130	CO Lcn Veh	.00	54,600.00	54,600.00	43,968.00	43,968.00	118,976.00	117.9%
50100150	73401	Lease Prin	3,581.04	.00	.00	.00	.00	.00	.0%
50100150	73701	Lease Int	47.06	.00	.00	.00	.00	.00	.0%
TOTAL Water Meter Service			2,353,951.15	2,752,969.20	2,752,969.20	2,522,014.69	2,762,535.39	4,026,953.92	46.3%
TOTAL REVENUE			-57,105.00	-80,000.00	-80,000.00	-31,199.00	-33,235.00	-70,000.00	-12.5%
TOTAL EXPENSE			2,411,056.15	2,832,969.20	2,832,969.20	2,553,213.69	2,795,770.39	4,096,953.92	44.6%
GRAND TOTAL			2,353,951.15	2,752,969.20	2,752,969.20	2,522,014.69	2,762,535.39	4,026,953.92	46.3%

# CITY OF BLOOMINGTON, IL

## PROJECTION 20265 / BUDGET ENTRY FUTURE YRS REPORT

ORG	OBJECT PROJ	DESC	2027	2028	2029	2030
50100150	Water Meter	Services				
50100150	57130	Meter Sale	-70,000.00	-70,000.00	-70,000.00	-70,000.00
50100150	61100	Salary FT	520,840.10	536,465.30	552,559.26	569,136.04
50100150	61150	Salary OT	82,400.00	84,872.00	87,418.16	90,040.70
50100150	62110	Group Life	408.00	408.00	408.00	408.00
50100150	62111	Enh Vision	797.00	797.00	797.00	797.00
50100150	62113	BCBS 60/12	25,389.12	26,912.47	28,527.22	30,238.85
50100150	62114	BCBS HSA	58,503.52	62,013.73	65,734.56	69,678.63
50100150	62116	HSA City	7,500.00	7,500.00	7,500.00	7,500.00
50100150	62117	DentalPPO	3,174.70	3,365.18	3,567.09	3,781.12
50100150	62118	ID Protect	49.44	50.92	52.45	54.02
50100150	62120	IMRF	44,219.96	45,546.56	46,912.96	48,320.34
50100150	62130	FICA	35,223.94	36,280.66	37,369.08	38,490.15
50100150	62140	Medicare	8,240.00	8,487.20	8,741.82	9,004.07
50100150	62191	Prot Wear	3,000.00	3,500.00	3,500.00	4,000.00
50100150	62200	Hlth Fac	150.00	150.00	150.00	150.00
50100150	62990	Othr Ben	2,400.00	2,400.00	2,400.00	2,400.00
50100150	70220	Oth PT Sv	100,000.00	100,000.00	100,000.00	100,000.00
50100150	70520	RepMaint V	13,260.00	13,525.20	13,795.70	14,071.62
50100150	70540	RepMt Othr	10,000.00	12,500.00	12,500.00	15,000.00
50100150	70632	Pro Develp	4,000.00	4,500.00	4,500.00	5,000.00
50100150	70690	Purch Serv	500,000.00	400,000.00	350,000.00	300,000.00
50100150	70702	WC Prem	3,080.24	3,172.64	3,267.82	3,365.86
50100150	70703	Liab Prem	7,069.43	7,281.51	7,499.96	7,724.96
50100150	70704	Prop Prem	5,645.84	5,815.22	5,989.67	6,169.36
50100150	70712	WC Claim	18,078.74	18,621.10	19,179.73	19,755.13
50100150	70713	Liab Claim	1,291.34	1,330.08	1,369.98	1,411.08
50100150	70714	Prop Claim	1,614.17	1,662.60	1,712.48	1,763.85
50100150	70720	Ins Admin	3,130.99	3,224.92	3,321.67	3,421.32
50100150	71030	UniformSup	2,000.00	2,000.00	2,000.00	2,000.00
50100150	71070	Fuel	15,797.38	16,113.32	16,435.59	16,764.30
50100150	71080	Maint Supp	15,000.00	15,000.00	15,000.00	15,000.00
50100150	71190	Other Supp	12,500.00	12,500.00	12,500.00	12,500.00
50100150	71730	Meters	2,500,000.00	2,000,000.00	2,000,000.00	2,000,000.00
50100150	72130	CO Lcn Veh	56,700.00	.00	60,900.00	.00
TOTAL Water Meter Services			3,991,463.91	3,365,995.61	3,405,610.20	3,327,946.40
TOTAL REVENUE			-70,000.00	-70,000.00	-70,000.00	-70,000.00
TOTAL EXPENSE			4,061,463.91	3,435,995.61	3,475,610.20	3,397,946.40
GRAND TOTAL			3,991,463.91	3,365,995.61	3,405,610.20	3,327,946.40

# CITY OF BLOOMINGTON, IL

## NEXT YEAR / CURRENT YEAR BUDGET ANALYSIS

ACCOUNTS FOR:			PROJECTION: 20265 FY 2026 BUDGET MASTER LEVEL 5						
Water	Mechanical	Maintenance	2024 ACTUAL	2025 ORIG BUD	2025 REVISED BUD	2025 ACTUAL	2025 PROJECTION	2026 ADOPTED	PCT CHANGE
50100160	57114	Equip Sale		.00	.00	-8,100.00	.00	.00	.0%
50100160	57420	PropDamClm	-581,000.00	.00	.00	.00	.00	.00	.0%
50100160	57515	Ln Proceed	.00	-11,475,000.00	-11,475,000.00	.00	.00	.00	.0%
50100160	61100	Salary FT	1,027,998.07	1,185,080.00	1,185,080.00	823,562.31	1,099,535.35	1,143,245.00	-3.5%
50100160	61130	Salary SN	34,216.71	45,000.00	45,000.00	25,241.79	34,170.00	64,352.00	43.0%
50100160	61150	Salary OT	121,465.99	125,000.00	125,000.00	111,832.76	143,393.14	135,000.00	8.0%
50100160	61190	Othr Salry	2,549.01	.00	.00	.00	.00	.00	.0%
50100160	62100	Dental Enh	3,069.55	5,263.00	5,263.00	.00	.00	.00	.0%
50100160	62110	Group Life	761.31	816.00	816.00	533.06	744.57	748.00	-8.3%
50100160	62111	Enh Vision	1,194.32	1,259.00	1,259.00	814.35	1,101.16	1,102.00	-12.5%
50100160	62113	BCBS 60/12	138,669.86	154,500.00	154,500.00	86,399.27	119,358.94	114,970.00	-25.6%
50100160	62114	BCBS HSA	15,675.79	12,270.00	12,270.00	20,277.83	25,149.09	25,568.00	108.4%
50100160	62115	RHS Contrb	4,357.99	4,500.00	4,500.00	3,188.56	4,250.80	4,500.00	.0%
50100160	62116	HSA City	4,975.60	3,600.00	3,600.00	.00	7,800.00	7,800.00	116.7%
50100160	62117	DentalPPO	1,764.10	.00	.00	3,258.48	4,479.34	4,581.00	.0%
50100160	62118	ID Protect	15.96	.00	.00	35.91	49.02	48.00	.0%
50100160	62120	IMRF	84,738.32	98,300.00	98,300.00	70,927.04	94,006.50	96,586.00	-1.7%
50100160	62130	FICA	69,494.23	78,740.00	78,740.00	56,347.12	74,663.93	78,700.00	-.1%
50100160	62140	Medicare	16,252.73	18,421.00	18,421.00	13,177.93	17,518.20	18,411.00	-.1%
50100160	62160	Work Comp	-3,036.02	.00	.00	-1,903.02	-1,903.02	.00	.0%
50100160	62191	Prot wear	4,015.18	2,800.00	2,800.00	3,500.00	3,500.00	3,850.00	37.5%
50100160	62990	Othr Ben	3,675.00	3,660.00	3,660.00	3,322.50	3,660.00	3,660.00	.0%
50100160	70050	Eng Sv	26,300.00	80,000.00	80,000.00	75,000.00	80,000.00	160,000.00	100.0%
50100160	70051	A&E Cap	2,999,480.00	475,000.00	640,000.00	640,000.00	640,700.00	1,575,000.00	146.1%
50100160	70220	Oth PT sv	87.00	40,000.00	40,000.00	.00	40,000.00	40,000.00	.0%
50100160	70510	RepMaint B	15,897.34	60,000.00	60,000.00	39,684.07	60,000.00	78,000.00	30.0%
50100160	70520	RepMaint V	23,933.06	23,500.00	23,500.00	6,354.07	24,087.00	25,000.00	6.4%
50100160	70530	RepMaint O	60,153.86	250,000.00	420,000.00	254,362.41	250,000.00	180,000.00	-57.1%
50100160	70540	RepMt Othr	121,129.95	330,000.00	330,000.00	203,861.92	330,000.00	330,000.00	.0%
50100160	70550	RepMaint I	394,373.71	490,000.00	405,000.00	265,936.04	490,000.00	600,000.00	48.1%
50100160	70590	Oth Repair	35,895.00	60,000.00	60,000.00	16,292.03	60,000.00	60,000.00	.0%
50100160	70632	Pro Develp	8,463.75	10,000.00	10,000.00	1,765.64	10,000.00	18,000.00	80.0%
50100160	70641	Temp Sv	.00	10,000.00	10,000.00	.00	10,000.00	10,000.00	.0%
50100160	70650	Lndfl Fees	9,519.97	20,000.00	20,000.00	8,791.62	20,000.00	20,000.00	.0%
50100160	70690	Purch Serv	68,140.05	70,000.00	70,000.00	25,289.09	70,000.00	70,000.00	.0%
50100160	70702	WC Prem	7,467.14	8,113.40	8,113.40	8,113.40	8,113.40	6,638.35	-18.2%
50100160	70703	Liab Prem	12,295.22	14,223.03	14,223.03	14,223.03	14,223.03	15,235.63	7.1%
50100160	70704	Prop Prem	8,706.15	10,753.53	10,753.53	10,753.53	10,753.53	12,167.59	13.1%
50100160	70712	WC Claim	42,244.05	44,035.00	44,035.00	44,035.00	44,035.00	38,962.25	-11.5%
50100160	70713	Liab Claim	2,864.00	3,090.18	3,090.18	3,090.18	3,090.18	2,783.02	-9.9%
50100160	70714	Prop Claim	2,864.00	3,090.18	3,090.18	3,090.18	3,090.18	3,478.77	12.6%
50100160	70720	Ins Admin	7,316.87	7,556.40	7,556.40	7,556.40	7,556.40	6,747.73	-10.7%
50100160	71024	Janit Supp	6,206.64	15,000.00	15,000.00	3,462.06	15,000.00	15,000.00	.0%

# CITY OF BLOOMINGTON, IL

## NEXT YEAR / CURRENT YEAR BUDGET ANALYSIS

PROJECTION: 20265 FY 2026 BUDGET MASTER LEVEL 5									
ACCOUNTS FOR:			2024	2025	2025	2025	2025	2026	PCT
Water	Mechancial	Maintenance	ACTUAL	ORIG BUD	REVISED BUD	ACTUAL	PROJECTION	ADOPTED	CHANGE
50100160	71030	UniformSup	4,873.57	4,000.00	4,000.00	2,823.57	4,000.00	6,000.00	50.0%
50100160	71070	Fuel	11,749.51	22,630.00	22,630.00	7,391.32	10,412.78	14,063.39	-37.9%
50100160	71078	Elect Supp	7,885.62	20,600.00	20,600.00	19,436.53	20,600.00	28,000.00	35.9%
50100160	71080	Maint Supp	92,808.48	100,000.00	100,000.00	46,895.14	100,000.00	103,000.00	3.0%
50100160	71190	Other Supp	53,936.22	67,500.00	67,500.00	45,993.31	67,500.00	69,525.00	3.0%
50100160	71340	Telecom	6,463.98	.00	.00	2,783.34	.00	.00	.0%
50100160	72130	CO Lcn Veh	.00	54,600.00	54,600.00	43,968.00	43,968.00	54,600.00	.0%
50100160	72140	CO Other	164,070.38	85,000.00	.00	.00	.00	37,648.00	.0%
50100160	72510	Land	.00	500,000.00	152,910.70	.00	.00	.00	.0%
50100160	72620	OCap Imprv	.00	11,000,000.00	10,745,308.90	7,939,468.00	7,939,468.00	750,000.00	-93.0%
TOTAL Water Mechancial Maint			5,145,979.22	4,142,900.72	3,706,120.32	10,952,835.77	12,008,074.52	6,032,970.73	62.8%
TOTAL REVENUE			-581,000.00	-11,475,000.00	-11,475,000.00	-8,100.00	.00	.00	-100.0%
TOTAL EXPENSE			5,726,979.22	15,617,900.72	15,181,120.32	10,960,935.77	12,008,074.52	6,032,970.73	-60.3%
GRAND TOTAL			5,145,979.22	4,142,900.72	3,706,120.32	10,952,835.77	12,008,074.52	6,032,970.73	62.8%

# CITY OF BLOOMINGTON, IL

## PROJECTION 20265 / BUDGET ENTRY FUTURE YRS REPORT

ORG	OBJECT PROJ	DESC	2027	2028	2029	2030
50100160	water	Mechanical Maintenance				
50100160	61100	Salary FT	1,177,542.35	1,212,868.62	1,249,254.68	1,286,732.32
50100160	61130	Salary SN	66,282.56	68,271.04	70,319.17	72,428.74
50100160	61150	Salary OT	139,050.00	143,221.50	147,518.15	151,943.69
50100160	62110	Group Life	748.00	748.00	748.00	748.00
50100160	62111	Enh Vision	1,102.00	1,102.00	1,102.00	1,102.00
50100160	62113	BCBS 60/12	121,868.20	129,180.29	136,931.11	145,146.98
50100160	62114	BCBS HSA	27,102.08	28,728.20	30,451.90	32,279.01
50100160	62115	RHS Contrb	4,500.00	4,500.00	4,500.00	4,500.00
50100160	62116	HSA City	7,800.00	7,800.00	7,800.00	7,800.00
50100160	62117	DentalPPO	4,855.86	5,147.21	5,456.04	5,783.41
50100160	62118	ID Protect	49.44	50.92	52.45	54.02
50100160	62120	IMRF	99,483.58	102,468.09	105,542.13	108,708.39
50100160	62130	FICA	81,061.00	83,492.83	85,997.61	88,577.54
50100160	62140	Medicare	18,963.33	19,532.23	20,118.20	20,721.74
50100160	62191	Prot Wear	3,850.00	3,850.00	3,850.00	3,850.00
50100160	62990	Othr Ben	3,660.00	3,660.00	3,660.00	3,660.00
50100160	70050	Eng Sv	160,000.00	160,000.00	160,000.00	160,000.00
50100160	70051	A&E Cap	3,000,000.00	1,750,000.00	.00	.00
50100160	70220	Oth PT Sv	40,000.00	40,000.00	40,000.00	40,000.00
50100160	70510	RepMaint B	35,000.00	36,050.00	37,131.00	38,244.00
50100160	70520	RepMaint V	25,500.00	26,010.00	26,530.20	27,060.80
50100160	70530	RepMaint O	130,000.00	130,000.00	130,000.00	130,000.00
50100160	70540	RepMt Othr	330,000.00	330,000.00	330,000.00	330,000.00
50100160	70550	RepMaint I	300,000.00	300,000.00	300,000.00	300,000.00
50100160	70590	Oth Repair	60,000.00	60,000.00	60,000.00	60,000.00
50100160	70632	Pro Develp	10,000.00	10,000.00	10,000.00	10,000.00
50100160	70641	Temp Sv	10,000.00	10,000.00	10,000.00	10,000.00
50100160	70650	Lndfl Fees	20,000.00	20,000.00	20,000.00	20,000.00
50100160	70690	Purch Serv	70,000.00	70,000.00	70,000.00	70,000.00
50100160	70702	WC Prem	6,837.50	7,042.62	7,253.90	7,471.52
50100160	70703	Liab Prem	15,692.70	16,163.48	16,648.38	17,147.83
50100160	70704	Prop Prem	12,532.62	12,908.60	13,295.85	13,694.73
50100160	70712	WC Claim	40,131.12	41,335.05	42,575.10	43,852.35
50100160	70713	Liab Claim	2,866.51	2,952.50	3,041.08	3,132.31
50100160	70714	Prop Claim	3,583.14	3,690.63	3,801.35	3,915.39
50100160	70720	Ins Admin	6,950.16	7,158.66	7,373.42	7,594.63
50100160	71024	Janit Supp	15,000.00	15,000.00	15,000.00	15,000.00
50100160	71030	UniformSup	6,000.00	6,000.00	6,000.00	6,000.00
50100160	71070	Fuel	14,344.66	14,631.55	14,924.19	15,222.67
50100160	71078	Elect Supp	28,840.00	29,705.00	30,596.00	31,513.00
50100160	71080	Maint Supp	106,090.00	109,272.00	112,550.00	115,926.00
50100160	71190	Other Supp	69,525.00	71,610.00	71,610.00	73,758.00
50100160	72130	CO Lcn Veh	153,476.64	.00	.00	.00
50100160	72140	CO Other	.00	1,078,303.52	400,000.00	420,000.00
50100160	72620	OCap Imprv	73,000,000.00	29,000,000.00	.00	.00
TOTAL water Mechancial Maint.			79,430,288.45	35,172,454.54	3,811,631.91	3,903,569.07

# CITY OF BLOOMINGTON, IL

## PROJECTION 20265 / BUDGET ENTRY FUTURE YRS REPORT

ORG	OBJECT PROJ	DESC	2027	2028	2029	2030
	TOTAL	REVENUE	.00	.00	.00	.00
	TOTAL	EXPENSE	79,430,288.45	35,172,454.54	3,811,631.91	3,903,569.07
	GRAND	TOTAL	79,430,288.45	35,172,454.54	3,811,631.91	3,903,569.07

# SANITARY SEWER MAINTENANCE

## 5110



### Purpose

Sanitary sewer maintenance is performed by the Streets and Sewers Division of the Public Works Department and by contractors managed by the Engineering Division of the Department of Operations and Engineering Services. Major projects are usually contracted to the private sector. Emergency cave-ins are handled by both City employees and outside companies, depending on the situation. City employees conduct a sewer cleaning program to ensure the steady flow of sewage from its point of origin to sewage treatment plants. Routine maintenance reduces the chances of a mainline sanitary or combined sewer from becoming obstructed with debris. This prevents sewage backup into basements or sewage overflow onto streets or into nearby bodies of water.

### Authorization

The City of Bloomington Sanitary Sewer Maintenance Fund and its related activities have been codified in Chapter 37 of the City Code.

### FY 2026 Budget & Program Highlights

- Perform sewer system assessment and rehabilitation as part of the Stormwater and Sanitary Sewer Master Plans.
- Plan and design future sanitary sewer infrastructure projects.
- Repair and rehabilitate aging sewers.
- Continue making progress on Phases 4, 5, 8, and 9 of the Locust-Colton Combined Sewer Overflow (CSO) elimination project.
- Continue hydraulic modeling and design for the East Street Basin.
- Conduct hydraulic modeling in select watershed areas.
- Implement a coordinated sewer meter program in cooperation with BNWRD.
- Implement a preventative maintenance program with the multiple sewer lift stations.
- Finalize a 5-year sewer rehabilitation plan.

### What We Accomplished in FY 2025

- Spent over \$2 million on the Sewer Rehabilitation and CCTV Inspection Program.
- Finalizing construction on Phases 4 and 5 of the Locust-Colton CSO elimination project.
- Finalizing design of Phase 8 of the Locust-Colton CSO elimination project.
- Began design of Phase 9 of the Locust-Colton CSO elimination project.
- Moved forward with a sewer hydraulic model within the City.

- Continued the cleanup of unknown or abandoned sewers in the city.
- Installed sewer to serve currently unsewered properties within the core part of the city.

## Funding Source

Effective and beginning May 1, 2024, the sewage fees shall be increased annually on May 1 of each year by CPI-WST (Water, Sewer, and Trash Collection), based on an average of the previous calendar year, or similar index if CPI-WST is not available.

CITY SANITARY SEWER FEES		
EFFECTIVE DATE	RATE PER 100 CU FT	MONTHLY FIXED FEE
May 1, 2023	\$2.78	\$2.61
May 1, 2024	\$2.90	\$2.72
May 1, 2025	\$3.01	\$2.82

## Budgetary Fund Balance

Sanitary Sewer Fund	FY 2024 (audited)	FY 2025 (Projected)	FY 2026 (Projected)
<b>Budgetary Fund Balance</b>	\$2,482,154	\$3,646,310	\$2,282,073

## Challenges

- Deteriorating road conditions and increasing number of sewer cave-ins cause increases in impromptu care and reactive adjustment.
- As a result of supply chain and production demand constraints, the department has had difficulty obtaining commodities and equipment necessary to maintain infrastructure.
- The ability to receive either grant funding or sufficient funds in the enterprise fund to move forward with the East Street Basin project and fully funding the needed rehabilitation work for a 5-year rehabilitation plan.
- New JULIE laws require water excavation, cannot complete 30/60/90 program without working overtime.
- Wildcat sewer lines.
- Aging infrastructure.

# CITY OF BLOOMINGTON, IL

## NEXT YEAR / CURRENT YEAR BUDGET ANALYSIS

PROJECTION: 20265 FY 2026 BUDGET MASTER LEVEL 5

ACCOUNTS FOR:			2024	2025	2025	2025	2025	2026	PCT
Sewer Operations			ACTUAL	ORIG BUD	REVISED BUD	ACTUAL	PROJECTION	ADOPTED	CHANGE
51101100	40000	Use Fund B	.00	.00	.00	.00	.00	-1,364,836.75	.0%
51101100	53110	75000 Fed Grants	-424,172.96	-996,077.40	-996,077.40	.00	-776,156.06	.00	.0%
51101100	53310	St of IL	-99,397.17	-2,519,500.00	-2,519,500.00	.00	.00	.00	.0%
51101100	54120	TpOn Fee	-5,540.89	-35,000.00	-35,000.00	-65,503.15	-35,000.00	-35,000.00	.0%
51101100	54210	Sewer Fee	-8,021,543.48	-8,216,000.00	-8,216,000.00	-6,722,734.08	-8,500,000.00	-8,544,640.00	4.0%
51101100	55990	Othr Pnlty	-148,345.14	-156,000.00	-156,000.00	-146,069.90	-175,000.00	-175,000.00	12.2%
51101100	56010	Int Income	-283,399.26	-220,000.00	-220,000.00	-218,133.95	-250,000.00	-50,000.00	-77.3%
51101100	57114	Equip Sale	-92,480.00	.00	.00	-4,050.00	.00	.00	.0%
51101100	57320	Pown Contr	-14,275.04	-4,000.00	-4,000.00	.00	-4,000.00	-4,000.00	.0%
51101100	57510	Bd Proceed	.00	-4,000,000.00	-4,000,000.00	.00	.00	.00	.0%
51101100	57990	Misc Rev	.00	.00	.00	-1,075.10	-1,075.10	.00	.0%
51101100	61100	Salary FT	1,048,534.90	1,456,508.00	1,456,508.00	871,823.40	1,115,087.07	1,521,480.75	4.5%
51101100	61130	Salary SN	104,738.26	75,832.00	75,832.00	66,374.33	102,185.91	75,000.00	-1.1%
51101100	61150	Salary OT	76,933.81	69,000.00	69,000.00	86,743.80	100,598.72	100,000.00	44.9%
51101100	61190	Othr Salry	11,670.95	.00	.00	.00	.00	.00	.0%
51101100	62100	Dental Enh	3,632.40	5,288.00	5,288.00	1,492.52	2,259.81	3,396.00	-35.8%
51101100	62109	ENH HMO	426.95	.00	.00	281.81	500.00	.00	.0%
51101100	62110	Group Life	847.80	1,173.00	1,173.00	621.90	875.03	1,173.00	.0%
51101100	62111	Enh Vision	992.76	1,263.00	1,263.00	779.66	1,039.93	1,265.50	.2%
51101100	62113	BCBS 60/12	120,136.84	195,879.00	195,879.00	79,662.23	121,389.89	164,304.00	-16.1%
51101100	62114	BCBS HSA	35,278.90	15,526.00	15,526.00	35,144.97	34,513.47	51,212.00	229.8%
51101100	62115	RHS Contrb	1,663.36	2,100.00	2,100.00	690.89	650.00	750.00	-64.3%
51101100	62116	HSA City	6,764.31	4,400.00	4,400.00	.00	4,500.00	4,500.00	2.3%
51101100	62117	DentalPPO	642.15	.00	.00	1,566.03	1,745.64	2,086.50	.0%
51101100	62118	ID Protect	77.86	.00	.00	188.30	257.39	276.00	.0%
51101100	62120	IMRF	88,583.97	117,793.00	117,793.00	75,689.69	99,798.96	122,504.00	4.0%
51101100	62130	FICA	74,258.04	94,909.00	94,909.00	60,973.15	81,466.96	98,797.25	4.1%
51101100	62140	Medicare	17,366.87	22,206.00	22,206.00	14,259.71	18,671.80	23,111.50	4.1%
51101100	62160	Work Comp	3,060.00	.00	.00	.00	.00	.00	.0%
51101100	62170	UniformAll	9,000.00	9,000.00	9,000.00	9,900.00	9,900.00	9,000.00	.0%
51101100	62191	Prot Wear	700.00	700.00	700.00	350.00	350.00	350.00	-50.0%
51101100	62200	Hlth Fac	.00	.00	.00	300.00	300.00	300.00	.0%
51101100	62990	Othr Ben	48,109.10	10,090.00	10,090.00	5,462.50	5,000.00	5,420.00	-46.3%
51101100	70050	Eng Sv	20,000.00	90,000.00	90,000.00	24,935.00	50,000.00	91,800.00	2.0%
51101100	70051	A&E Cap	636,800.00	150,000.00	150,000.00	.00	235,000.00	91,000.00	-39.3%
51101100	70220	Oth PT Sv	132,916.13	160,000.00	160,000.00	66,406.09	160,000.00	155,300.00	-2.9%
51101100	70420	Rentals	.00	3,000.00	3,000.00	1,130.00	3,000.00	3,000.00	.0%
51101100	70510	RepMaint B	12,655.00	35,000.00	35,000.00	11,983.02	35,000.00	35,000.00	.0%
51101100	70520	RepMaint V	160,898.82	136,000.00	136,000.00	94,815.33	153,862.00	150,000.00	10.3%
51101100	70530	RepMaint O	6,750.00	.00	.00	.00	.00	.00	.0%
51101100	70541	RepMaint S	9,429.71	55,000.00	55,000.00	.00	55,000.00	55,000.00	.0%
51101100	70550	RepMaint I	861,259.48	982,000.00	982,000.00	884,258.70	982,000.00	1,031,100.00	5.0%
51101100	70580	Grade Seed	108,682.74	116,865.00	116,865.00	103,447.98	116,865.00	122,708.25	5.0%

# CITY OF BLOOMINGTON, IL

## NEXT YEAR / CURRENT YEAR BUDGET ANALYSIS

PROJECTION: 20265 FY 2026 BUDGET MASTER LEVEL 5									
ACCOUNTS FOR:			2024	2025	2025	2025	2025	2026	PCT
			ACTUAL	ORIG BUD	REVISED BUD	ACTUAL	PROJECTION	ADOPTED	CHANGE
Sewer Operations									
51101100	70632	Pro Develp	360.00	10,500.00	10,500.00	2,913.50	10,500.00	10,500.00	.0%
51101100	70641	Temp Sv	6,162.62	40,000.00	40,000.00	3,324.02	20,000.00	20,000.00	-50.0%
51101100	70650	Lndfl Fees	160,750.92	200,000.00	200,000.00	194,686.23	212,000.00	225,000.00	12.5%
51101100	70690	Purch Serv	23,429.31	65,000.00	65,000.00	13,698.10	25,000.00	25,000.00	-61.5%
51101100	70702	WC Prem	9,727.70	9,710.96	9,710.96	9,710.96	9,710.96	8,516.31	-12.3%
51101100	70703	Liab Prem	16,017.40	17,023.61	17,023.61	17,023.61	17,023.61	19,545.72	14.8%
51101100	70704	Prop Prem	11,341.79	12,870.95	12,870.95	12,870.95	12,870.95	15,609.75	21.3%
51101100	70712	WC Claim	62,783.84	98,966.20	98,966.20	98,966.20	98,966.20	92,751.40	-6.3%
51101100	70713	Liab Claim	4,256.53	6,945.00	6,945.00	6,945.00	6,945.00	6,625.10	-4.6%
51101100	70714	Prop Claim	4,256.53	6,945.00	6,945.00	6,945.00	6,945.00	8,281.37	19.2%
51101100	70720	Ins Admin	9,531.93	9,044.29	9,044.29	9,044.29	9,044.29	8,656.63	-4.3%
51101100	71035	SafeEquip	9,501.67	8,000.00	8,000.00	2,056.89	8,000.00	8,000.00	.0%
51101100	71070	Fuel	19,044.63	29,200.00	29,200.00	16,780.11	22,388.76	26,904.00	-7.9%
51101100	71081	Concrete	85,561.35	90,000.00	90,000.00	53,317.57	90,000.00	92,700.00	3.0%
51101100	71084	Agg RkSnd	75,946.72	45,000.00	45,000.00	35,469.48	70,000.00	75,000.00	66.7%
51101100	71121	Swr Matr'l	51,936.27	60,000.00	60,000.00	19,484.05	60,000.00	60,000.00	.0%
51101100	71122	MH Cast	.00	.00	.00	125.11	.00	.00	.0%
51101100	71123	MH Comp	35,010.73	50,000.00	50,000.00	20,823.75	50,000.00	50,000.00	.0%
51101100	71125	LS Supp	38,588.00	84,000.00	84,000.00	41,117.00	84,000.00	88,200.00	5.0%
51101100	71126	LS PumpRp	21,123.89	87,859.00	87,859.00	51,961.00	87,859.00	92,251.95	5.0%
51101100	71127	ShorngSupp	7,395.36	20,000.00	20,000.00	3,420.00	20,000.00	20,000.00	.0%
51101100	71190	Other Supp	45,931.96	45,000.00	45,000.00	22,728.96	45,000.00	45,000.00	.0%
51101100	71320	Electricity	46,280.36	33,600.00	33,600.00	29,178.23	33,600.00	35,280.00	5.0%
51101100	71330	Water	1,467.15	1,995.00	1,995.00	1,275.92	1,995.00	2,653.35	33.0%
51101100	71340	Telecom	3,247.78	4,620.00	4,620.00	14,379.01	4,620.00	4,620.00	.0%
51101100	72130	CO Lcn Veh	12,358.00	465,188.00	465,188.00	414,012.81	418,319.00	.00	.0%
51101100	72140	CO Other	39,970.00	266,864.00	266,864.00	34,820.00	272,252.00	857,680.00	221.4%
51101100	72510	Land	.00	25,000.00	25,000.00	.00	.00	22,500.00	-10.0%
51101100	72550	SM Const	4,481,247.47	6,075,000.00	6,075,000.00	1,773,299.60	1,773,299.60	2,747,500.00	-54.8%
51101100	72550	75000 SM Const	980,664.21	.00	.00	.00	.00	.00	.0%
51101100	72555	SWR CON LE	.00	2,519,500.00	2,519,500.00	.00	.00	.00	.0%
51101100	73196	Pr IEPA Ln	290,176.20	306,033.76	306,033.76	249,864.05	308,133.34	312,650.07	2.2%
51101100	73240	Prin18A	455,418.50	468,483.00	468,483.00	468,483.00	468,483.00	483,415.00	3.2%
51101100	73401	Lease Prin	108,938.81	65,470.45	65,470.45	65,470.45	65,470.45	.00	.0%
51101100	73701	Lease Int	3,049.42	737.42	737.42	737.42	737.42	.00	.0%
51101100	74196	In IEPA Ln	31,674.87	35,473.78	35,473.78	35,965.23	35,965.22	34,039.53	-4.0%
51101100	74240	Int2018A	88,051.00	74,844.00	74,844.00	74,844.00	74,844.00	60,743.00	-18.8%
51101100	79196	ContrbtoFB	.00	337,486.23	337,486.23	.00	1,164,756.03	.00	.0%
51101100	85100	Fm General	-2,464,419.47	.00	.00	.00	.00	.00	.0%
51101100	89111	To GenAdm	629,964.50	660,684.75	660,684.75	660,684.75	660,684.75	694,018.82	5.0%
TOTAL Sewer Operations			-79,594.88	.00	.00	-191,858.92	.00	.00	.0%
TOTAL REVENUE			-11,553,573.41	-16,146,577.40	-16,146,577.40	-7,157,566.18	-9,741,231.16	-10,173,476.75	.0%
TOTAL EXPENSE			11,473,978.53	16,146,577.40	16,146,577.40	6,965,707.26	9,741,231.16	10,173,476.75	.0%
GRAND TOTAL			-79,594.88	.00	.00	-191,858.92	.00	.00	.0%

# CITY OF BLOOMINGTON, IL

## PROJECTION 20265 / BUDGET ENTRY FUTURE YRS REPORT

ORG	OBJECT PROJ	DESC	2027	2028	2029	2030
51101100		Sewer Operations				
51101100	40000	Use Fund B	-755,760.12	.00	.00	.00
51101100	54120	TpOn Fee	-35,000.00	-35,000.00	-35,000.00	-35,000.00
51101100	54210	Sewer Fee	-8,886,425.60	-9,241,882.60	-9,611,557.93	-9,996,020.20
51101100	55990	Othr Pnlty	-175,000.00	-175,000.00	-175,000.00	-175,000.00
51101100	56010	Int Income	-40,000.00	-30,000.00	-20,000.00	-10,000.00
51101100	57320	POWN Contr	-4,000.00	-4,000.00	-4,000.00	-4,000.00
51101100	57510	Bd Proceed	-1,973,200.00	-4,980,000.00	-2,817,500.00	.00
51101100	61100	Salary FT	1,567,125.17	1,614,138.93	1,662,563.10	1,712,439.99
51101100	61130	Salary SN	77,250.00	79,567.50	81,954.53	84,413.16
51101100	61150	Salary OT	103,000.00	106,090.00	109,272.70	112,550.88
51101100	62100	Dental Enh	3,599.76	3,815.75	4,044.69	4,287.37
51101100	62110	Group Life	1,173.00	1,173.00	1,173.00	1,173.00
51101100	62111	Enh Vision	1,265.50	1,265.50	1,265.50	1,265.50
51101100	62113	BCBS 60/12	174,162.24	184,611.97	195,688.69	207,430.01
51101100	62114	BCBS HSA	54,284.72	57,541.80	60,994.31	64,653.97
51101100	62115	RHS Contrb	750.00	750.00	750.00	750.00
51101100	62116	HSA City	4,500.00	4,500.00	4,500.00	4,500.00
51101100	62117	DentalPPO	2,211.69	2,344.39	2,485.05	2,634.16
51101100	62118	ID Protect	284.28	292.81	301.59	310.64
51101100	62120	IMRF	126,179.12	129,964.49	133,863.43	137,879.33
51101100	62130	FICA	101,761.17	104,814.00	107,958.42	111,197.18
51101100	62140	Medicare	23,804.85	24,518.99	25,254.56	26,012.20
51101100	62170	UniformAll	9,000.00	9,000.00	9,000.00	9,000.00
51101100	62191	Prot Wear	350.00	350.00	350.00	350.00
51101100	62200	Hlth Fac	300.00	300.00	300.00	300.00
51101100	62990	Othr Ben	5,420.00	5,420.00	5,420.00	5,420.00
51101100	70050	Eng Sv	93,636.00	95,508.72	97,418.89	99,367.27
51101100	70051	A&E Cap	465,000.00	.00	80,000.00	.00
51101100	70220	Oth PT Sv	168,406.00	161,774.12	175,009.60	168,509.79
51101100	70420	Rentals	3,000.00	3,000.00	3,000.00	3,000.00
51101100	70510	RepMaint B	35,000.00	35,000.00	35,000.00	35,000.00
51101100	70520	RepMaint V	153,000.00	156,060.00	159,181.20	162,364.82
51101100	70541	RepMaint S	15,000.00	15,000.00	15,000.00	15,000.00
51101100	70550	RepMaint I	1,082,655.00	1,136,787.75	1,193,627.14	1,253,308.49
51101100	70580	Grade Seed	128,843.66	135,285.85	142,050.14	149,152.64
51101100	70632	Pro Develp	10,500.00	10,500.00	10,500.00	10,500.00
51101100	70641	Temp Sv	20,000.00	20,000.00	20,000.00	20,000.00
51101100	70650	Lndfl Fees	231,750.00	238,702.50	245,863.58	253,239.48
51101100	70690	Purch Serv	25,000.00	25,000.00	25,000.00	25,000.00
51101100	70702	WC Prem	8,771.80	9,034.95	9,306.00	9,585.18
51101100	70703	Liab Prem	20,132.09	20,736.05	21,358.14	21,998.88
51101100	70704	Prop Prem	16,078.04	16,560.38	17,057.19	17,568.91
51101100	70712	WC Claim	95,533.94	98,399.96	101,351.95	104,392.51
51101100	70713	Liab Claim	6,823.85	7,028.57	7,239.43	7,456.61
51101100	70714	Prop Claim	8,529.82	8,785.71	9,049.28	9,320.76
51101100	70720	Ins Admin	8,916.33	9,183.82	9,459.33	9,743.11
51101100	71035	SafeEquip	8,000.00	8,000.00	8,000.00	8,000.00
51101100	71070	Fuel	27,442.08	27,990.92	28,550.74	29,121.75
51101100	71081	Concrete	95,481.00	98,345.43	101,295.79	104,334.67

# CITY OF BLOOMINGTON, IL

## PROJECTION 20265 / BUDGET ENTRY FUTURE YRS REPORT

ORG	OBJECT PROJ	DESC	2027	2028	2029	2030
51101100	71084	Agg RkSnd	77,250.00	79,567.50	81,954.53	84,413.16
51101100	71121	Swr Matr'l	60,000.00	60,000.00	60,000.00	60,000.00
51101100	71123	MH Comp	50,000.00	50,000.00	50,000.00	50,000.00
51101100	71125	LS Supp	92,610.00	97,240.50	102,102.53	107,207.65
51101100	71126	LS PumpRp	96,864.55	101,707.77	106,793.16	112,132.82
51101100	71127	ShorngSupp	20,000.00	20,000.00	20,000.00	20,000.00
51101100	71190	Other Supp	45,000.00	45,000.00	45,000.00	45,000.00
51101100	71320	Electricity	37,044.00	38,896.20	40,841.01	42,883.06
51101100	71330	Water	3,528.96	4,693.51	4,881.25	5,076.50
51101100	71340	Telecom	4,620.00	4,620.00	4,620.00	4,620.00
51101100	72130	CO Lcn Veh	412,800.00	.00	.00	50,400.00
51101100	72140	CO Other	176,229.00	.00	269,100.28	240,000.00
51101100	72510	Land	235,000.00	.00	25,000.00	.00
51101100	72550	SM Const	3,973,200.00	7,340,000.00	4,792,500.00	2,600,000.00
51101100	73196	Pr IEPA Ln	315,109.39	317,599.67	320,121.30	322,674.69
51101100	73237	Prin Loan	.00	34,947.92	124,562.04	179,053.13
51101100	73240	Prin18A	498,347.00	515,145.00	362,094.50	.00
51101100	74196	In IEPA Ln	31,580.20	29,089.94	26,568.30	24,014.92
51101100	74237	Int - Loan	.00	78,581.98	275,496.79	381,674.80
51101100	74240	Int2018A	45,708.50	29,662.00	12,456.00	.00
51101100	79196	ContrbtoFB	.00	224,324.75	272,211.44	124,841.72
51101100	89111	To GenAdm	710,573.01	727,662.00	745,296.83	763,495.49
TOTAL Sewer Operations			.00	.00	.00	.00
TOTAL REVENUE			-11,869,385.72	-14,465,882.60	-12,663,057.93	-10,220,020.20
TOTAL EXPENSE			11,869,385.72	14,465,882.60	12,663,057.93	10,220,020.20
GRAND TOTAL			.00	.00	.00	.00

# STORM WATER MANAGEMENT 5310



## Purpose

Storm water management is performed by the Streets and Sewers Division of the Public Works Department and by contractors managed by the Engineering Division of the Department of Operations and Engineering Services. They work together to manage the urban runoff and maintain the City's infrastructure in compliance with the Clean Water Act. Effective storm water management includes: (1) keeping lakes and streams clean; (2) maintaining waterways to minimize erosion and damage to adjacent property; (3) maintaining detention basins to reduce flooding and filter out pollution; (4) street sweeping; and (5) inlet maintenance and repairs.

## Authorization

The City of Bloomington Storm Water Management Fund and its related activities have been codified in Chapter 37 of the City Code.

## FY 2026 Budget & Program Highlights

- Maintain detention basins, storm sewers, stream channels, and inspections as part of the Stormwater and Sanitary Sewer Master Plans.
- Plan and design future storm water infrastructure projects.
- Continue making progress on Phases 4, 5, 8, and 9 of the Locust-Colton Combined Sewer Overflow (CSO) elimination project. Phases 4 & 5 should be completed in the first quarter of FY26.
- Continue hydraulic modeling and design for the East Street Basin.
- Conduct hydraulic modeling in select watershed areas.
- Implement detention basin assessment module utilizing GIS.

## What we accomplished in FY 2025

- Finalizing construction on Phases 4 and 5 of the Locust-Colton CSO elimination project.
- Finalizing design of Phase 8 of the Locust-Colton CSO elimination project.
- Began design of Phase 9 of the Locust-Colton CSO elimination project.
- Performed maintenance of detention basins, stream channels, inspections.

## Funding Source

The stormwater fees shall be increased annually on May 1 of each year by CPI-WST (Water, Sewer, and Trash Collection), based on an average of the previous calendar year, or similar index if CPI-WST is not available.

## Storm Water Monthly Rates

STORM WATER RATES	
EFFECTIVE DATE	RATE PER IAU
May 1, 2023	\$2.19
May 1, 2024	\$2.28
May 1, 2025	\$2.37

Single Family Residential (Effective May 1, 2025):

Gross area less than or equal to 7,000 square feet \$4.73/month

Gross area greater than 7,000 square feet and less than 12,000 square feet  
\$7.10/month

Gross area over 12,000 square feet \$11.83/month

Parcels other than Single Family Residential (Effective May 1, 2025):

Parcels less than 4,000 square feet will be charged a flat rate equivalent to (4) IAUs \$9.46/month

Charge per Impervious Area Unit (IAU) is \$2.37/month.

Impervious Area Unit (IAU): 1,000 square feet of impervious area equals one IAU

### Budgetary Fund Balance

Storm Water Management	FY 2024 (audited)	FY 2025 (Projected)	FY 2026 (Projected)
<b>Budgetary Fund Balance</b>	\$1,674,867	\$2,660,940	\$1,279,869

### Challenges

- The number of inlets requiring repair or replacement continues to increase over time as the City's storm water infrastructure continues to age and deteriorate. On an annual basis, Public Works repairs and replaces over 50 storm water inlets.
- There is not a complete assessment of the streams and detention basins, and the staffing levels are not sufficient to provide annual inspections.
- As a result of supply chain and production demand constraints, the department has had difficulty obtaining commodities and equipment necessary to maintain infrastructure.
- The ability to receive either grant funding or sufficient funds in the enterprise fund to move forward with the East Street Basin project and fully funding the needed rehabilitation work for streams, detention basins, and assessing the storm sewer infrastructure.

# CITY OF BLOOMINGTON, IL

## NEXT YEAR / CURRENT YEAR BUDGET ANALYSIS

PROJECTION: 20265 FY 2026 BUDGET MASTER LEVEL 5									
ACCOUNTS FOR:			2024	2025	2025	2025	2025	2026	PCT
Storm Water Operations			ACTUAL	ORIG BUD	REVISED BUD	ACTUAL	PROJECTION	ADOPTED	CHANGE
53103100	40000	Use Fund B	.00	.00	.00	.00	.00	-1,381,070.66	.0%
53103100	52110	ErsnCt Pmt	-5,640.00	-6,000.00	-6,000.00	-4,250.00	-6,000.00	-6,000.00	.0%
53103100	53110	75000 Fed Grants	-424,172.95	-996,078.40	-996,078.40	.00	-776,157.08	.00	.0%
53103100	53310	St of IL	-99,397.15	-2,519,500.00	-2,519,500.00	.00	.00	.00	.0%
53103100	54220	StmWtr Fee	-4,259,871.12	-4,446,000.00	-4,446,000.00	-3,649,842.75	-4,446,000.00	-4,623,840.00	4.0%
53103100	55990	Othr Pnlty	-71,258.64	-78,000.00	-78,000.00	-66,951.26	-78,000.00	-78,000.00	.0%
53103100	56010	Int Income	-207,483.38	-160,000.00	-160,000.00	-149,851.09	-175,000.00	-50,000.00	-68.8%
53103100	57114	Equip Sale	-7,877.00	.00	.00	.00	.00	.00	.0%
53103100	57320	Pown Contr	-3,000.00	-18,000.00	-18,000.00	-10,098.00	-18,000.00	-18,000.00	.0%
53103100	57510	Bd Proceed	.00	-4,000,000.00	-4,000,000.00	.00	.00	.00	.0%
53103100	57990	Misc Rev	.00	.00	.00	-500.00	.00	.00	.0%
53103100	61100	Salary FT	771,939.76	683,526.00	683,526.00	511,258.81	774,497.32	743,298.75	8.7%
53103100	61130	Salary SN	13,814.57	31,560.00	31,560.00	3,060.00	25,000.00	30,000.00	-4.9%
53103100	61150	Salary OT	66,606.68	64,000.00	64,000.00	40,464.20	59,993.43	75,000.00	17.2%
53103100	61190	Othr Salry	4,935.84	.00	.00	3,717.41	3,717.41	.00	.0%
53103100	62100	Dental Enh	3,645.96	3,965.00	3,965.00	1,501.04	2,782.09	2,202.00	-44.5%
53103100	62109	ENH HMO	142.71	.00	.00	137.85	400.00	.00	.0%
53103100	62110	Group Life	697.33	561.00	561.00	431.59	710.91	595.00	6.1%
53103100	62111	Enh Vision	980.40	947.00	947.00	582.11	966.29	882.50	-6.8%
53103100	62113	BCBS 60/12	104,977.15	96,916.00	96,916.00	57,656.17	100,513.23	95,352.00	-1.6%
53103100	62114	BCBS HSA	22,462.08	24,047.00	24,047.00	16,345.84	22,442.33	21,664.00	-9.9%
53103100	62115	RHS Contrb	438.60	1,000.00	1,000.00	.00	.00	.00	.0%
53103100	62116	HSA City	2,339.66	2,000.00	2,000.00	.00	2,100.00	2,100.00	5.0%
53103100	62117	DentalPPO	530.74	.00	.00	1,001.15	1,366.87	1,596.50	.0%
53103100	62118	ID Protect	53.82	.00	.00	116.48	159.35	156.00	.0%
53103100	62120	IMRF	61,976.82	57,210.00	57,210.00	42,404.17	64,063.33	60,852.50	6.4%
53103100	62130	FICA	50,613.89	45,565.00	45,565.00	32,870.41	50,208.85	49,044.75	7.6%
53103100	62140	Medicare	11,837.11	10,661.00	10,661.00	7,687.27	11,730.48	11,474.50	7.6%
53103100	62160	Work Comp	-32,290.00	.00	.00	4,479.76	6,000.00	.00	.0%
53103100	62170	UniformAll	4,500.00	4,500.00	4,500.00	4,500.00	4,500.00	4,500.00	.0%
53103100	62990	Othr Ben	57,889.12	3,300.00	3,300.00	1,560.00	2,500.00	2,500.00	-24.2%
53103100	70050	Eng Sv	38,000.00	50,000.00	50,000.00	.00	50,000.00	50,000.00	.0%
53103100	70051	A&E Cap	636,800.00	150,000.00	150,000.00	.00	235,000.00	91,000.00	-39.3%
53103100	70220	Oth PT sv	37,762.50	40,000.00	40,000.00	41,275.00	41,275.00	47,200.00	18.0%
53103100	70420	Rentals	.00	5,000.00	5,000.00	.00	5,000.00	5,000.00	.0%
53103100	70510	RepMaint B	12,654.97	35,000.00	35,000.00	11,886.94	35,000.00	35,000.00	.0%
53103100	70520	RepMaint V	63,110.24	85,000.00	85,000.00	39,813.45	75,000.00	75,000.00	-11.8%
53103100	70541	RepMaint S	9,363.75	55,000.00	55,000.00	.00	55,000.00	55,000.00	.0%
53103100	70550	RepMaint I	484,458.46	520,931.25	520,931.25	461,124.26	461,124.26	546,977.81	5.0%
53103100	70553	NPDES Prmt	21,000.00	21,000.00	21,000.00	21,000.00	21,000.00	21,000.00	.0%
53103100	70580	Grade Seed	59,211.59	63,669.38	63,669.38	56,359.63	56,359.63	66,852.84	5.0%
53103100	70631	Dues	.00	200.00	200.00	.00	200.00	200.00	.0%
53103100	70632	Pro Develp	.00	5,000.00	5,000.00	.00	2,000.00	2,000.00	-60.0%

# CITY OF BLOOMINGTON, IL

## NEXT YEAR / CURRENT YEAR BUDGET ANALYSIS

ACCOUNTS FOR:			2024	2025	2025	2025	2025	2026	PCT
			ACTUAL	ORIG BUD	REVISED BUD	ACTUAL	PROJECTION	ADOPTED	CHANGE
Storm Water Operations									
53103100	70641	Temp Sv	7,493.07	20,000.00	20,000.00	2,333.80	10,000.00	10,000.00	-50.0%
53103100	70650	Lndfl Fees	78,177.15	60,000.00	60,000.00	55,595.20	86,000.00	86,000.00	43.3%
53103100	70654	SWPDISP	50,000.00	50,000.00	50,000.00	50,000.00	50,000.00	50,000.00	.0%
53103100	70690	Purch Serv	63,384.77	81,000.00	81,000.00	7,672.82	21,000.00	41,000.00	-49.4%
53103100	70702	WC Prem	4,637.58	4,803.81	4,803.81	4,803.81	4,803.81	4,292.28	-10.6%
53103100	70703	Liab Prem	7,636.13	8,421.23	8,421.23	8,421.23	8,421.23	9,851.18	17.0%
53103100	70704	Prop Prem	5,407.09	6,367.00	6,367.00	6,367.00	6,367.00	7,867.42	23.6%
53103100	70712	WC Claim	26,236.30	26,072.42	26,072.42	26,072.42	26,072.42	25,192.54	-3.4%
53103100	70713	Liab Claim	1,778.73	1,829.64	1,829.64	1,829.64	1,829.64	1,799.47	-1.6%
53103100	70714	Prop Claim	1,778.73	1,829.64	1,829.64	1,829.64	1,829.64	2,249.33	22.9%
53103100	70720	Ins Admin	4,544.25	4,474.02	4,474.02	4,474.02	4,474.02	4,363.00	-2.5%
53103100	71035	SafeEquip	5,982.37	6,500.00	6,500.00	2,038.87	6,500.00	6,500.00	.0%
53103100	71070	Fuel	5,175.23	21,900.00	21,900.00	1,239.85	1,476.10	20,178.00	-7.9%
53103100	71081	Concrete	44,229.22	55,000.00	55,000.00	23,139.82	55,000.00	55,000.00	.0%
53103100	71084	Agg RkSnd	32,248.23	25,000.00	25,000.00	12,565.17	25,000.00	30,000.00	20.0%
53103100	71121	Sewer Repr	12,278.71	18,000.00	18,000.00	1,762.45	18,000.00	18,000.00	.0%
53103100	71123	MH Comp	28,460.84	70,000.00	70,000.00	25,664.70	70,000.00	70,000.00	.0%
53103100	71127	ShorngSupp	6,835.41	25,000.00	25,000.00	3,420.00	25,000.00	25,000.00	.0%
53103100	71190	Other Supp	7,122.17	10,500.00	10,500.00	3,950.53	10,500.00	10,500.00	.0%
53103100	71330	Water	.00	500.00	500.00	.00	500.00	500.00	.0%
53103100	71340	Telecom	492.01	600.00	600.00	322.30	600.00	600.00	.0%
53103100	72130	CO Lcn Veh	.00	232,593.92	232,593.92	262,735.06	275,000.00	286,000.00	23.0%
53103100	72140	CO Other	239,543.00	20,800.00	20,800.00	.00	.00	286,000.00	1275.0%
53103100	72510	Land	.00	25,000.00	25,000.00	.00	.00	22,500.00	-10.0%
53103100	72550	SM Const	2,464,419.47	4,075,000.00	4,075,000.00	.00	.00	1,347,500.00	-66.9%
53103100	72550	75000 SM Const	980,664.21	.00	.00	.00	.00	.00	.0%
53103100	72555	SWR CON LE	.00	2,519,500.00	2,519,500.00	.00	.00	.00	.0%
53103100	73196	Pr IEPA Ln	926,375.94	961,169.59	961,169.59	963,269.18	963,269.18	987,198.34	2.7%
53103100	73401	Lease Prin	118,725.92	86,625.29	86,625.29	64,899.91	86,625.29	50,872.37	-41.3%
53103100	73701	Lease Int	1,996.19	831.76	831.76	692.87	831.76	144.24	-82.7%
53103100	74196	In IEPA Ln	110,360.08	95,222.89	95,222.89	95,714.34	95,714.35	74,376.22	-21.9%
53103100	79196	ContrbtoFB	.00	1,160,819.88	1,160,819.88	.00	986,073.18	.00	.0%
53103100	85100	Fm General	-2,464,419.47	.00	.00	.00	.00	.00	.0%
53103100	89111	To GenAdm	443,039.35	487,658.68	487,658.68	487,658.68	487,658.68	526,977.12	8.1%
TOTAL Storm Water Operations			646,356.19	.00	.00	-401,786.25	.00	.00	.0%
TOTAL REVENUE			-7,543,119.71	-12,223,578.40	-12,223,578.40	-3,881,493.10	-5,499,157.08	-6,156,910.66	.0%
TOTAL EXPENSE			8,189,475.90	12,223,578.40	12,223,578.40	3,479,706.85	5,499,157.08	6,156,910.66	.0%
GRAND TOTAL			646,356.19	.00	.00	-401,786.25	.00	.00	.0%

# CITY OF BLOOMINGTON, IL

## PROJECTION 20265 / BUDGET ENTRY FUTURE YRS REPORT

ORG	OBJECT PROJ	DESC	2027	2028	2029	2030
53103100		Storm water Operations				
53103100	40000	Use Fund B	-81,073.94	.00	.00	.00
53103100	52110	ErsnCt Pmt	-6,000.00	-6,000.00	-6,000.00	-6,000.00
53103100	54220	Stmwtr Fee	-4,808,793.60	-5,001,145.30	-5,201,191.16	-5,409,238.80
53103100	55990	Othr Pnlty	-78,000.00	-78,000.00	-78,000.00	-78,000.00
53103100	56010	Int Income	-40,000.00	-30,000.00	-20,000.00	-10,000.00
53103100	57320	Pown Contr	-18,000.00	-18,000.00	-18,000.00	-18,000.00
53103100	57510	Bd Proceed	-1,973,200.00	-4,980,000.00	-2,817,500.00	.00
53103100	61100	Salary FT	765,597.71	788,565.64	812,222.61	836,589.29
53103100	61130	Salary SN	30,900.00	31,827.00	32,781.81	33,765.26
53103100	61150	Salary OT	77,250.00	79,567.50	81,954.53	84,413.16
53103100	62100	Dental Enh	2,334.12	2,474.17	2,622.62	2,779.97
53103100	62110	Group Life	595.00	595.00	595.00	595.00
53103100	62111	Enh Vision	882.50	882.50	882.50	882.50
53103100	62113	BCBS 60/12	101,073.12	107,137.51	113,565.76	120,379.70
53103100	62114	BCBS HSA	22,963.84	24,341.67	25,802.17	27,350.30
53103100	62116	HSA City	2,100.00	2,100.00	2,100.00	2,100.00
53103100	62117	DentalPPO	1,692.29	1,793.83	1,901.46	2,015.54
53103100	62118	ID Protect	165.36	175.28	185.80	196.95
53103100	62120	IMRF	64,503.65	68,373.87	72,476.30	76,824.88
53103100	62130	FICA	51,987.44	55,106.68	58,413.08	61,917.87
53103100	62140	Medicare	12,162.97	12,892.75	13,666.31	14,486.29
53103100	62170	UniformAll	4,500.00	4,500.00	4,500.00	4,500.00
53103100	62990	Othr Ben	2,500.00	2,500.00	2,500.00	2,500.00
53103100	70050	Eng Sv	50,000.00	50,000.00	50,000.00	50,000.00
53103100	70051	A&E Cap	465,000.00	.00	40,000.00	.00
53103100	70220	Oth PT Sv	59,000.00	50,800.00	62,600.00	54,400.00
53103100	70420	Rentals	5,000.00	5,000.00	5,000.00	5,000.00
53103100	70510	RepMaint B	35,000.00	35,000.00	35,000.00	35,000.00
53103100	70520	RepMaint V	76,500.00	78,030.00	79,590.60	81,182.41
53103100	70541	RepMaint S	15,000.00	15,000.00	15,000.00	15,000.00
53103100	70550	RepMaint I	574,326.70	603,043.04	633,195.19	664,854.95
53103100	70553	NPDES Prmt	21,000.00	21,000.00	21,000.00	21,000.00
53103100	70580	Grade Seed	70,195.49	73,705.26	77,390.52	81,260.05
53103100	70631	Dues	200.00	200.00	200.00	200.00
53103100	70632	Pro Develp	2,000.00	2,000.00	2,000.00	2,000.00
53103100	70641	Temp Sv	10,000.00	10,000.00	10,000.00	10,000.00
53103100	70650	Lndfl Fees	88,580.00	91,237.40	93,974.52	96,793.76
53103100	70654	SWPDISP	50,000.00	50,000.00	50,000.00	50,000.00
53103100	70690	Purch Serv	41,000.00	41,000.00	41,000.00	41,000.00
53103100	70702	WC Prem	4,421.05	4,553.68	4,690.29	4,831.00
53103100	70703	Liab Prem	10,146.72	10,451.12	10,764.65	11,087.59
53103100	70704	Prop Prem	8,103.45	8,346.55	8,596.95	8,854.86
53103100	70712	WC Claim	25,948.32	26,726.77	27,528.57	28,354.43
53103100	70713	Liab Claim	1,853.45	1,909.05	1,966.33	2,025.32
53103100	70714	Prop Claim	2,316.81	2,386.32	2,457.91	2,531.65
53103100	70720	Ins Admin	4,493.89	4,628.71	4,767.57	4,910.60
53103100	71035	SafeEquip	6,695.00	6,895.85	7,102.73	7,315.81
53103100	71070	Fuel	20,581.56	20,993.19	21,413.06	21,841.32
53103100	71081	Concrete	55,000.00	55,000.00	55,000.00	55,000.00

# CITY OF BLOOMINGTON, IL

## PROJECTION 20265 / BUDGET ENTRY FUTURE YRS REPORT

ORG	OBJECT PROJ	DESC	2027	2028	2029	2030
53103100	71084	Agg RkSnd	35,000.00	40,000.00	45,000.00	50,000.00
53103100	71121	Sewer Repr	18,000.00	18,000.00	18,000.00	18,000.00
53103100	71123	MH Comp	70,000.00	70,000.00	70,000.00	70,000.00
53103100	71127	ShorngSupp	25,000.00	25,000.00	25,000.00	25,000.00
53103100	71190	Other Supp	10,500.00	10,500.00	10,500.00	10,500.00
53103100	71330	Water	500.00	500.00	500.00	500.00
53103100	71340	Telecom	600.00	600.00	600.00	600.00
53103100	72130	CO Lcn Veh	.00	691,040.00	.00	.00
53103100	72140	CO Other	295,380.00	.00	393,869.88	407,451.60
53103100	72510	Land	235,000.00	.00	25,000.00	.00
53103100	72550	SM Const	1,973,200.00	5,340,000.00	2,792,500.00	300,000.00
53103100	73196	Pr IEPA Ln	907,607.12	510,947.82	203,582.73	206,136.12
53103100	73237	Prin Loan	.00	34,947.92	124,562.04	179,053.13
53103100	73401	Lease Prin	.00	.00	.00	.00
53103100	73701	Lease Int	.00	.00	.00	.00
53103100	74196	In IEPA Ln	52,016.04	32,963.57	26,568.33	24,014.93
53103100	74237	Int - Loan	.00	78,581.98	275,496.79	381,674.80
53103100	79196	ContrbtoFB	.00	258,524.32	979,804.17	646,362.05
53103100	89111	To GenAdm	538,693.94	550,799.35	563,298.38	576,205.71
TOTAL Storm Water Operations			.00	.00	.00	.00
TOTAL REVENUE			-7,005,067.54	-10,113,145.30	-8,140,691.16	-5,521,238.80
TOTAL EXPENSE			7,005,067.54	10,113,145.30	8,140,691.16	5,521,238.80
GRAND TOTAL			.00	.00	.00	.00

# SOLID WASTE

## 5440



### Purpose

The Solid Waste Division of the Public Works Department administers the Solid Waste Program, which provides a variety of services, including: (1) collecting garbage, recycle, bulk waste, and brush; (2) operating the Citizen Convenience Center so that residents can dispose of appliances, bulk waste, brush, 6 weeks leaf collection, leaves, and grass; (3) clearing brush, weeds, and tree limbs from alleys; (4) cleaning medians and alleys; (5) repairing gravel alleys; (6) street sweeping; and (7) overseeing the implementation of the Materials Recovery and Resource Management Plan.

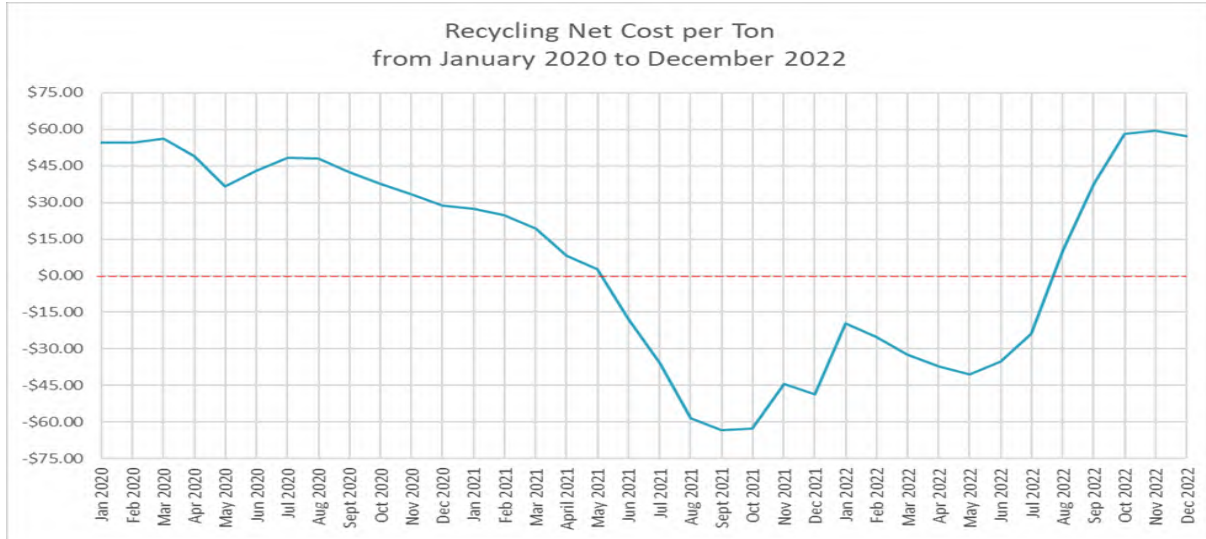
### FY 2026 Budget & Program Highlights

- Provide a high level of service, with garbage collection every week; recycle collection, brush collection, and bulk waste collection (\$25 per bucket) every other week; bulk waste collection periods in the spring and fall at no additional charge; and fall leaf collection.
- Discontinue use of the air burner machine to handle the brush collected at the curbside and disposed of at the Citizen Convenient Center.
- Continue implementing the Twenty-Year Materials Recovery and Resource Management Plan for McLean County, Bloomington, and Normal, Illinois
- Continue to maximize efficiency and minimize costs while providing necessary services to the public.

### What We Accomplished in FY 2025

Bloomington's recycling program has been successful overall. While the City consistently paid a recycling charge per ton from January 2015 to March 2018, the average recycling charge per ton for that timeframe was \$14.19 with a maximum of \$28.83. However, starting in April 2018, the City began paying over \$30 per ton for recycling, which was higher than any other recycling charge per ton paid by the City since January 2015. The recycling charge stayed above \$30 per ton until November 2020. The increases in the recycling charge per ton were a result of decreases in recycling material values attributed to regulatory changes in China and other countries in Asia.

The recycling charge per ton began to decrease in December 2020, and the City received a consistent revenue stream for recycling materials from June 2021 to July 2022. However, starting in August 2022, the City again began paying a recycling charge per ton. The recycling charge per ton nearly quadrupled in September 2022 and continued on an upward trend through December 2022. The most recent increases in the recycling charge per ton are also a result of decreases in recycling material values, but the decreases are attributed to the economic downturn caused by the COVID-19 pandemic combined with a decrease in demand for corrugated cardboard from companies that overstocked cardboard boxes for shipping. While it is difficult to determine how soon the values of recycling materials will increase enough that the City will pay less than \$30 per ton for recycling or receive a consistent revenue stream from recycling materials, staff will continue to monitor the situation and recommend additional action if necessary.



### Funding Source

Effective and beginning May 1, 2024, the refuse fees shall be increased annually on May 1 of each year by CPI-WST (Water, Sewer, and Trash Collection), based on an average of the previous calendar year, or similar index if CPI-WST is not available.

## Solid Waste Collection Fees

EFFECTIVE DATE	35 GAL. & LOW-INCOME FEE	65 GAL.	95 GAL.	BULK WASTE BUCKET	GARBAGE BAG STICKERS	SMALL TO LARGE CART FEE
May 1, 2023	\$18.54	\$28.98	\$33.62	\$25.00	\$3.00	\$30.00
May 1, 2024	\$19.34	\$30.23	\$35.07	\$25.00	\$3.00	\$30.00
May 1, 2025	\$20.07	\$31.36	\$36.39	\$25.00	\$3.00	\$30.00

### Budgetary Fund Balance

Solid Waste	FY 2024 (audited)	FY 2025 (Projected)	FY 2026 (Projected)
<b>Budgetary Fund Balance</b>	\$1,546,333	\$1,135,671	\$1,104,933

### Challenges

- Public Works is continuing to backfill positions to become fully staffed. The Department will continue to find ways to increase staff efficiency using new technology, updating process and hiring seasonal staff.
- Though the situation has improved, Public Works continues to operate with limited resources. Public Works is operating at resource levels equivalent to the levels that followed the Great Recession in 2009.

Public Works is conscious of budgetary issues and has continued to work with other departments, the Council, and the public to accomplish Council directives, while keeping up with daily operations.

- As a result of supply chain and production demand constraints, the department has had difficulty obtaining commodities and equipment necessary to maintain infrastructure.
- Twice a year bulk pick up and leaf collection.

# CITY OF BLOOMINGTON, IL

## NEXT YEAR / CURRENT YEAR BUDGET ANALYSIS

ACCOUNTS FOR:			PROJECTION: 20265 FY 2026 BUDGET MASTER LEVEL 5					FOR PERIOD 12	
2024	2025	2025	2025	2025	2025	2026	PCT		
ACTUAL	ORIG BUD	REVISED BUD	ACTUAL	PROJECTION	ADOPTED	CHANGE			
54404400	54404400	54404400	54404400	54404400	54404400	54404400	54404400	54404400	
Solid Waste Operations									
40000	40000	40000	40000	40000	40000	40000	40000	40000	
Use Fund B	.00	.00	.00	.00	-410,662.61	-30,737.53	.00	.00	
54321	54321	54321	54321	54321	54321	54321	54321	54321	
Bkt Ld Chg	-57,002.98	-75,000.00	-75,000.00	-71,450.00	-56,100.00	-58,344.00	-22.2%	-22.2%	
54322	54322	54322	54322	54322	54322	54322	54322	54322	
Brush Chg	-329.97	.00	.00	.00	.00	.00	.00	.00	
54325	54325	54325	54325	54325	54325	54325	54325	54325	
Refs Fee	-8,248,160.33	-8,502,000.00	-8,502,000.00	-8,180,847.42	-8,700,000.00	-9,048,000.00	6.4%	6.4%	
54400	54400	54400	54400	54400	54400	54400	54400	54400	
Rcycl Matl	-15,700.99	.00	.00	.00	.00	.00	.00	.00	
55990	55990	55990	55990	55990	55990	55990	55990	55990	
Othr Pnltly	-200,062.63	-200,000.00	-200,000.00	-215,181.04	-250,000.00	-260,000.00	30.0%	30.0%	
56010	56010	56010	56010	56010	56010	56010	56010	56010	
Int Income	-78,027.36	-70,000.00	-70,000.00	-57,874.99	-60,000.00	-45,000.00	-35.7%	-35.7%	
57114	57114	57114	57114	57114	57114	57114	57114	57114	
Equip Sale	-134,669.00	-1,000.00	-1,000.00	-66,550.00	-66,550.00	.00	.00	.00	
61100	61100	61100	61100	61100	61100	61100	61100	61100	
Salary FT	2,184,019.29	2,295,076.00	2,295,076.00	1,898,119.92	2,220,056.52	2,345,877.50	2.2%	2.2%	
61130	61130	61130	61130	61130	61130	61130	61130	61130	
Salary SN	98,927.02	228,000.00	228,000.00	204,424.69	238,677.84	228,000.00	.00	.00	
61150	61150	61150	61150	61150	61150	61150	61150	61150	
Salary OT	176,715.97	335,000.00	335,000.00	206,043.23	217,356.58	200,000.00	-40.3%	-40.3%	
61190	61190	61190	61190	61190	61190	61190	61190	61190	
Othr Salry	2,895.40	.00	.00	1,954.18	1,954.18	.00	.00	.00	
62100	62100	62100	62100	62100	62100	62100	62100	62100	
Dental Enh	10,675.20	10,638.00	10,638.00	8,936.67	10,547.82	10,586.00	-5%	-5%	
62109	62109	62109	62109	62109	62109	62109	62109	62109	
ENH HMO	19,993.51	24,822.00	24,822.00	10,506.66	13,224.38	13,666.00	-44.9%	-44.9%	
62110	62110	62110	62110	62110	62110	62110	62110	62110	
Group Life	2,141.73	2,193.00	2,193.00	1,839.89	2,164.78	2,193.00	.00	.00	
62111	62111	62111	62111	62111	62111	62111	62111	62111	
Enh Vision	2,596.17	2,547.00	2,547.00	2,224.87	2,594.59	2,655.00	4.2%	4.2%	
62113	62113	62113	62113	62113	62113	62113	62113	62113	
BCBS 60/12	286,869.08	274,922.00	274,922.00	249,054.30	288,511.82	292,104.00	6.2%	6.2%	
62114	62114	62114	62114	62114	62114	62114	62114	62114	
BCBS HSA	46,428.45	46,952.00	46,952.00	53,519.98	62,554.65	65,488.00	39.5%	39.5%	
62115	62115	62115	62115	62115	62115	62115	62115	62115	
RHS Contrb	2,383.16	2,400.00	2,400.00	1,950.52	1,750.00	2,000.00	-16.7%	-16.7%	
62116	62116	62116	62116	62116	62116	62116	62116	62116	
HSA City	11,150.80	9,200.00	9,200.00	.00	11,400.00	11,400.00	23.9%	23.9%	
62117	62117	62117	62117	62117	62117	62117	62117	62117	
DentalPPO	146.14	.00	.00	341.03	387.81	397.00	.00	.00	
62118	62118	62118	62118	62118	62118	62118	62118	62118	
ID Protect	17.96	.00	.00	54.64	61.31	60.00	.00	.00	
62120	62120	62120	62120	62120	62120	62120	62120	62120	
IMRF	170,993.98	201,770.00	201,770.00	168,676.23	196,064.66	189,423.25	-6.1%	-6.1%	
62130	62130	62130	62130	62130	62130	62130	62130	62130	
FICA	146,409.35	170,552.00	170,552.00	136,470.51	161,144.05	160,791.00	-5.7%	-5.7%	
62140	62140	62140	62140	62140	62140	62140	62140	62140	
Medicare	34,241.01	39,900.00	39,900.00	31,916.34	38,431.01	37,618.00	-5.7%	-5.7%	
62150	62150	62150	62150	62150	62150	62150	62150	62150	
UnEmpl Ins	2,413.00	.00	.00	13,433.00	3,000.00	.00	.00	.00	
62160	62160	62160	62160	62160	62160	62160	62160	62160	
Work Comp	165.04	.00	.00	-1,360.29	.00	.00	.00	.00	
62170	62170	62170	62170	62170	62170	62170	62170	62170	
UniformAll	28,350.00	27,900.00	27,900.00	29,250.00	27,900.00	27,900.00	.00	.00	
62200	62200	62200	62200	62200	62200	62200	62200	62200	
Hlth Fac	.00	.00	.00	300.00	.00	.00	.00	.00	
62990	62990	62990	62990	62990	62990	62990	62990	62990	
Othr Ben	3,940.00	8,900.00	8,900.00	4,330.00	4,000.00	4,100.00	-53.9%	-53.9%	
70220	70220	70220	70220	70220	70220	70220	70220	70220	
Oth PT sv	.00	.00	.00	7,658.25	.00	.00	.00	.00	
70420	70420	70420	70420	70420	70420	70420	70420	70420	
Rentals	450.00	12,000.00	12,000.00	70.00	12,000.00	12,000.00	.00	.00	
70510	70510	70510	70510	70510	70510	70510	70510	70510	
RepMaint B	12,656.47	35,000.00	35,000.00	14,031.50	35,000.00	35,000.00	.00	.00	
70520	70520	70520	70520	70520	70520	70520	70520	70520	
RepMaint V	541,176.10	643,500.00	643,500.00	396,187.39	500,000.00	600,000.00	-6.8%	-6.8%	
70632	70632	70632	70632	70632	70632	70632	70632	70632	
Pro Develp	268.00	2,500.00	2,500.00	390.00	.00	.00	.00	.00	
70641	70641	70641	70641	70641	70641	70641	70641	70641	
Temp Sv	183,314.98	200,000.00	140,000.00	6,283.42	5,000.00	5,000.00	-96.4%	-96.4%	
70650	70650	70650	70650	70650	70650	70650	70650	70650	
Lndfl Fees	1,031,136.74	1,060,900.00	1,060,900.00	1,060,900.00	1,100,000.00	1,133,000.00	6.8%	6.8%	
70652	70652	70652	70652	70652	70652	70652	70652	70652	
Bulk Disp	356,363.75	350,000.00	350,000.00	350,204.34	407,420.16	423,716.97	21.1%	21.1%	
70655	70655	70655	70655	70655	70655	70655	70655	70655	
Brush Disp	205,636.25	200,000.00	260,000.00	260,000.00	330,000.00	275,000.00	5.8%	5.8%	
70664	70664	70664	70664	70664	70664	70664	70664	70664	
Grs Dispsl	2,125.00	2,500.00	2,500.00	.00	2,500.00	2,500.00	.00	.00	
70665	70665	70665	70665	70665	70665	70665	70665	70665	
Lf Dispsl	31,815.00	25,000.00	25,000.00	25,000.00	30,000.00	30,000.00	20.0%	20.0%	
70666	70666	70666	70666	70666	70666	70666	70666	70666	
SWEd Prog	65,564.00	66,000.00	66,000.00	67,830.92	67,530.92	70,232.16	6.4%	6.4%	
70667	70667	70667	70667	70667	70667	70667	70667	70667	
Rcyl Tranf	300,000.00	300,000.00	300,000.00	300,000.00	65,000.00	150,000.00	-50.0%	-50.0%	

# CITY OF BLOOMINGTON, IL

## NEXT YEAR / CURRENT YEAR BUDGET ANALYSIS

ACCOUNTS FOR:		2024	2025	2025	2025	2025	2026	PCT
		ACTUAL	ORIG BUD	REVISED BUD	ACTUAL	PROJECTION	ADOPTED	CHANGE
54404400	Solid Waste Operations							
54404400	70690 Purch Serv	88,423.29	145,000.00	145,000.00	42,230.56	145,000.00	145,000.00	.0%
54404400	70702 WC Prem	17,344.70	17,170.77	17,170.77	17,170.77	17,170.77	14,009.54	-18.4%
54404400	70703 Liab Prem	28,559.38	30,100.89	30,100.89	30,100.89	30,100.89	32,153.20	6.8%
54404400	70704 Prop In Pr	20,222.68	22,758.22	22,758.22	22,758.22	22,758.22	25,678.43	12.8%
54404400	70712 WC Claim	150,117.15	112,197.32	112,197.32	112,197.32	112,197.32	135,501.21	20.8%
54404400	70713 Liab Claim	10,177.43	7,873.50	7,873.50	7,873.50	7,873.50	9,678.66	22.9%
54404400	70714 Prop Claim	10,177.43	7,873.50	7,873.50	7,873.50	7,873.50	12,098.32	53.7%
54404400	70720 Ins Admin	16,995.64	15,991.97	15,991.97	15,991.97	15,991.97	14,240.37	-11.0%
54404400	71035 SafeEquip	13,870.56	12,400.00	12,400.00	3,820.78	12,400.00	12,400.00	.0%
54404400	71070 Fuel	387,714.42	401,500.00	401,500.00	241,284.37	380,736.41	369,930.00	-7.9%
54404400	71087 Toters	45,535.00	250,000.00	250,000.00	241,005.60	100,000.00	150,000.00	-40.0%
54404400	71190 Other Supp	12,332.85	25,000.00	25,000.00	25,254.75	25,000.00	25,000.00	.0%
54404400	71330 water	.00	200.00	200.00	.00	200.00	200.00	.0%
54404400	71340 Telecom	2,460.05	6,300.00	6,300.00	2,423.16	6,300.00	6,300.00	.0%
54404400	72130 CO Lcn Veh	18,368.00	.00	.00	51,131.50	1,154,833.14	1,322,967.36	.0%
54404400	72140 CO Other	222,315.00	.00	.00	191,625.00	388,940.50	72,087.60	.0%
54404400	73401 Lease Prin	487,023.29	427,650.85	427,650.85	409,346.10	427,650.85	128,496.82	-70.0%
54404400	73701 Lease Int	12,662.01	4,453.26	4,453.26	4,349.29	4,453.26	364.35	-91.8%
54404400	75040 To Normal	128,774.44	81,000.00	81,000.00	.00	81,000.00	81,000.00	.0%
54404400	79196 ContrbtoFB	.00	155,758.52	155,758.52	.00	.00	.00	.0%
54404400	89111 To GenAdm	484,349.28	546,599.20	546,599.20	546,599.20	546,599.20	554,267.79	1.4%
TOTAL 54404400 Solid Waste O		-614,552.11	.00	.00	-1,108,324.78	.00	.00	.0%
TOTAL REVENUE		-8,733,953.26	-8,848,000.00	-8,848,000.00	-8,591,903.45	-9,543,312.61	-9,442,081.53	.0%
TOTAL EXPENSE		8,119,401.15	8,848,000.00	8,848,000.00	7,483,578.67	9,543,312.61	9,442,081.53	.0%
GRAND TOTAL		-614,552.11	.00	.00	-1,108,324.78	.00	.00	.0%

# CITY OF BLOOMINGTON, IL

## PROJECTION 20265 / BUDGET ENTRY FUTURE YRS REPORT

ORG	OBJECT PROJ	DESC	2027	2028	2029	2030
54404400	Solid waste	Operations				
54404400	40000	Use Fund B	.00	.00	-583,653.31	.00
54404400	54321	Bkt Ld Chg	-60,677.76	-63,104.87	-65,629.07	-68,254.23
54404400	54325	Refs Fee	-9,409,920.00	-9,786,316.80	-10,177,769.47	-10,584,880.00
54404400	55990	Othr Pnlty	-270,400.00	-281,216.00	-292,464.64	-304,163.22
54404400	56010	Int Income	-20,000.00	-20,000.00	-20,000.00	-20,000.00
54404400	61100	Salary FT	2,416,253.83	2,488,741.44	2,563,403.68	2,640,305.79
54404400	61130	Salary SN	234,840.00	241,885.20	249,141.76	256,616.01
54404400	61150	Salary OT	206,000.00	212,180.00	218,545.40	225,101.76
54404400	62100	Dental Enh	11,221.16	11,894.43	12,608.10	13,364.58
54404400	62109	ENH HMO	14,485.96	15,355.12	16,276.42	17,253.01
54404400	62110	Group Life	2,193.00	2,193.00	2,193.00	2,193.00
54404400	62111	Enh Vision	2,655.00	2,655.00	2,655.00	2,655.00
54404400	62113	BCBS 60/12	2,655.00	2,655.00	2,655.00	2,655.00
54404400	62114	BCBS HSA	2,655.00	2,655.00	2,655.00	2,655.00
54404400	62115	RHS Contrb	2,000.00	2,000.00	2,000.00	2,000.00
54404400	62116	HSA City	11,400.00	11,400.00	11,400.00	11,400.00
54404400	62117	DentalPPO	420.82	446.07	472.83	501.20
54404400	62118	ID Protect	61.80	63.65	65.56	67.53
54404400	62120	IMRF	195,105.95	200,959.13	206,987.90	213,197.54
54404400	62130	FICA	165,614.73	170,583.17	175,700.67	180,971.69
54404400	62140	Medicare	38,746.54	39,908.94	41,106.20	42,339.39
54404400	62170	UniformAll	27,900.00	27,900.00	27,900.00	27,900.00
54404400	62990	Othr Ben	4,100.00	4,100.00	4,100.00	4,100.00
54404400	70420	Rentals	12,000.00	12,000.00	12,000.00	12,000.00
54404400	70510	RepMaint B	35,000.00	35,000.00	35,000.00	35,000.00
54404400	70520	RepMaint V	612,000.00	624,240.00	636,724.80	649,459.30
54404400	70641	Temp Sv	5,000.00	5,000.00	5,000.00	5,000.00
54404400	70650	Lndfl Fees	1,166,990.00	1,201,999.70	1,238,059.69	1,275,201.48
54404400	70652	Bulk Disp	440,665.65	458,292.27	476,623.96	495,688.92
54404400	70655	Brush Disp	286,000.00	297,440.00	309,337.60	321,711.10
54404400	70664	Grs Dispsl	2,600.00	2,704.00	2,812.16	2,924.65
54404400	70665	Lf Dispsl	31,200.00	32,448.00	33,745.92	35,095.76
54404400	70666	SWEd Prog	73,041.44	75,963.10	79,001.62	82,161.69
54404400	70667	Rcyl Tranf	156,000.00	162,240.00	168,729.60	175,478.78
54404400	70690	Purch Serv	150,800.00	156,832.00	163,105.28	169,629.49
54404400	70702	WC Prem	14,429.83	14,862.72	15,308.60	15,767.86
54404400	70703	Liab Prem	33,117.79	34,111.33	35,134.67	36,188.71
54404400	70704	Prop In Pr	26,448.78	27,242.24	28,059.51	28,901.30
54404400	70712	WC Claim	139,566.25	143,753.23	148,065.83	152,507.81
54404400	70713	Liab Claim	9,969.02	10,268.09	10,576.13	10,893.41
54404400	70714	Prop Claim	12,461.27	12,835.11	13,220.16	13,616.77
54404400	70720	Ins Admin	14,667.59	15,107.61	15,560.84	16,027.67
54404400	71035	SafeEquip	12,400.00	12,400.00	12,400.00	12,400.00
54404400	71070	Fuel	377,328.60	384,875.17	392,572.68	400,424.13
54404400	71087	Toters	150,000.00	175,000.00	175,000.00	175,000.00
54404400	71190	Other Supp	25,000.00	25,000.00	25,000.00	25,000.00
54404400	71330	Water	200.00	200.00	200.00	2,010.00
54404400	71340	Telecom	6,300.00	6,300.00	6,300.00	6,300.00
54404400	72130	CO Lcn Veh	954,681.00	1,048,840.00	2,146,984.00	1,562,314.00

# CITY OF BLOOMINGTON, IL

## PROJECTION 20265 / BUDGET ENTRY FUTURE YRS REPORT

ORG	OBJECT PROJ	DESC	2027	2028	2029	2030
54404400	72140	CO Other	265,054.00	240,100.20	257,885.40	266,778.00
54404400	73401	Lease Prin	208,271.43	426,021.30	438,979.15	454,275.29
54404400	73701	Lease Int	32,152.49	54,826.54	41,868.70	38,556.67
54404400	75040	To Normal	81,000.00	81,000.00	81,000.00	81,000.00
54404400	79196	ContribtoFB	520,798.26	354,909.05	.00	164,719.87
54404400	89111	To GenAdm	567,545.57	581,250.86	595,393.67	609,988.29
TOTAL Solid Waste Operations			.00	.00	.00	.00
TOTAL REVENUE			-9,760,997.76	-10,150,637.67	-11,139,516.49	-10,977,297.45
TOTAL EXPENSE			9,760,997.76	10,150,637.67	11,139,516.49	10,977,297.45
GRAND TOTAL			.00	.00	.00	.00

# ABRAHAM LINCOLN PARKING FACILITY 5560



## Purpose

The Abraham Lincoln Parking Facility (Lincoln Garage) is located on the southwest corner of the intersection of East Front Street and South East Street (Business 51). The City currently rents approximately 600 spaces on a monthly basis, 220 of which are rented to McLean County. The remaining parking spaces are available for hourly parking. The facility is leased by the City from the McLean County Public Building Commission, which owns the facility until 2035. At that time, the property will return to joint ownership by the City of Bloomington and McLean County.

As part of the ownership agreement, the City and the County split the bond payment on the facility. All management of the garage is the responsibility of the City of Bloomington. Revenues are collected by the City as part of management operations. If collected fees exceed operational costs, the funds are split between the City and the County. The Abraham Lincoln Garage budget tracks the City's portion of the bond payments, revenues, and operational costs.

## Funding Source & Fee Structure

- Fee-based funding covers operating costs. Shortages or overages are divided or split between the City and County Governments. Capital outlays are included in the budget. Replacement or recovery costs are not part of the budget consideration.
- The Lincoln Garage is the only parking facility in downtown that has an hourly parking rate. The hourly rate Monday through Friday is currently \$1.00 per hour with a maximum of \$10.00 per day. The garage is opened for free general parking on Saturdays, Sundays and holidays, and after 6 p.m. Monday through Friday.

## FY 2026 Budget & Program Highlights

- Perform routine, general maintenance of the parking garage to ensure safety of parking customers and efficient operations.
- Continue working on the Lincoln Garage Rehabilitation project, which includes drainage and sealant improvements.

## What We Accomplished in FY 2025

- Began drainage and sealant improvements for the Abraham Lincoln Parking Garage.
- Staff continued to operate the parking garage to provide Downtown residents and facilities a clean and safe place to park their vehicles.

### Budgetary Fund Balance

Abraham Lincoln Parking Garage	FY 2024 (audited)	FY 2025 (Projected)	FY 2026 (Projected)
<b>Budgetary Fund Balance</b>	\$236,906	\$389,651	\$448,798

### Challenges

- Aging Infrastructure – The Lincoln Garage is currently undergoing considerable repairs. As the structure continues to age, additional structural, sealing, and drainage improvements will be needed.
- Encouraging customers to purchase monthly passes for the parking facilities instead of parking on the street and risk citations continues to be a challenge. This is shown by the large quantity of outstanding citations. Since there doesn't appear to be a consequence for not paying parking citations, customers choose to park in the street and ignore the citations.

# CITY OF BLOOMINGTON, IL

## NEXT YEAR / CURRENT YEAR BUDGET ANALYSIS

PROJECTION: 20265 FY 2026 BUDGET MASTER LEVEL 5							
ACCOUNTS FOR:							
Abraham Lincoln Parking	2024 ACTUAL	2025 ORIG BUD	2025 REVISED BUD	2025 ACTUAL	2025 PROJECTION	2026 ADOPTED	PCT CHANGE
55605600 Abraham Lincoln Parking							
55605600 54510 DPkg Fee	-96,574.60	-100,000.00	-100,000.00	-80,386.05	-100,000.00	-115,000.00	15.0%
55605600 54520 MPkg Fee	-330,942.02	-350,000.00	-350,000.00	-258,965.60	-350,000.00	-360,000.00	2.9%
55605600 56010 Int Income	-23,602.60	-5,000.00	-5,000.00	-44,477.83	-50,000.00	-1,000.00	-80.0%
55605600 57420 PropDamCln	-1,015.08	.00	.00	.00	.00	.00	.0%
55605600 57990 Misc Rev	-1,097.28	.00	.00	-2,138.10	.00	.00	.0%
55605600 61100 Salary FT	39,744.96	40,706.00	40,706.00	18,807.73	40,810.27	41,928.00	3.0%
55605600 61130 Salary SN	.00	10,880.00	10,880.00	.00	.00	12,160.00	11.8%
55605600 61150 Salary OT	.00	8,680.00	8,680.00	143.59	.00	9,920.00	14.3%
55605600 62100 Dental Enh	240.95	388.00	388.00	1.15	.00	.00	.0%
55605600 62110 Group Life	68.00	68.00	68.00	49.59	67.60	68.00	.0%
55605600 62111 Enh Vision	100.67	101.00	101.00	74.46	100.38	101.00	.0%
55605600 62113 BCBS 60/12	7,103.88	7,234.00	7,234.00	5,398.77	7,372.92	7,538.00	4.2%
55605600 62114 BCBS HSA	.00	.00	.00	39.43	.00	.00	.0%
55605600 62117 DentalPPO	146.14	.00	.00	284.03	387.81	397.00	.0%
55605600 62120 IMRF	2,780.28	3,651.00	3,651.00	2,137.78	3,007.12	4,603.00	26.1%
55605600 62130 FICA	2,319.78	6,135.00	6,135.00	1,245.51	2,340.78	3,735.00	-39.1%
55605600 62140 Medicare	542.52	1,436.00	1,436.00	291.30	547.49	874.00	-39.1%
55605600 62160 Work Comp	.00	.00	.00	2,466.34	775.00	.00	.0%
55605600 62170 UniformAll	500.00	500.00	500.00	500.00	500.00	500.00	.0%
55605600 62330 LIUNA Pen	938.92	936.00	936.00	644.88	936.42	936.00	.0%
55605600 62990 Othr Ben	702.50	1,020.00	1,020.00	500.00	600.00	600.00	-41.2%
55605600 70050 Eng Sv	.00	25,000.00	25,000.00	.00	.00	25,000.00	.0%
55605600 70051 A&E Cap	89,550.00	.00	.00	.00	.00	.00	.0%
55605600 70095 CC Fees	6,396.50	4,000.00	4,000.00	5,554.04	4,000.00	4,500.00	12.5%
55605600 70220 Oth PT Sv	29,975.00	55,000.00	55,000.00	31,920.00	55,000.00	55,000.00	.0%
55605600 70510 RepMaint B	14,761.93	15,000.00	15,000.00	15,926.66	15,000.00	15,000.00	.0%
55605600 70540 RepMt Othr	3,736.54	10,000.00	10,000.00	528.65	10,000.00	10,000.00	.0%
55605600 70690 Purch Serv	4,729.02	10,000.00	10,000.00	9,758.27	10,000.00	10,000.00	.0%
55605600 70702 WC Prem	381.05	381.29	381.29	381.29	381.29	324.92	-14.8%
55605600 70703 Liab Prem	627.43	668.42	668.42	668.42	668.42	745.71	11.6%
55605600 70704 Prop Prem	444.28	505.37	505.37	505.37	505.37	595.55	17.8%
55605600 70712 WC Claim	2,155.73	2,069.45	2,069.45	2,069.45	2,069.45	1,907.02	-7.8%
55605600 70713 Liab Claim	146.15	145.22	145.22	145.22	145.22	136.22	-6.2%
55605600 70714 Prop Claim	146.15	145.22	145.22	145.22	145.22	170.27	17.2%
55605600 70720 Ins Admin	373.38	355.12	355.12	355.12	355.12	330.27	-7.0%
55605600 71017 Postage	843.54	300.00	300.00	670.86	300.00	300.00	.0%
55605600 71030 UniformSup	.00	300.00	300.00	.00	300.00	300.00	.0%
55605600 71080 Maint Supp	660.96	3,000.00	3,000.00	832.96	3,000.00	3,000.00	.0%
55605600 71085 Rock Salt	3,164.64	6,000.00	6,000.00	2,300.00	6,000.00	6,000.00	.0%
55605600 71310 Natural Gs	5,102.20	10,000.00	10,000.00	2,478.11	10,000.00	10,500.00	5.0%
55605600 71320 Electricity	60,767.10	60,000.00	60,000.00	42,585.18	60,000.00	61,200.00	2.0%

# CITY OF BLOOMINGTON, IL

## NEXT YEAR / CURRENT YEAR BUDGET ANALYSIS

PROJECTION: 20265 FY 2026 BUDGET MASTER LEVEL 5									
ACCOUNTS FOR:			2024	2025	2025	2025	2025	2026	PCT
			ACTUAL	ORIG BUD	REVISED BUD	ACTUAL	PROJECTION	ADOPTED	CHANGE
Abraham Lincoln Parking									
55605600	71330	water	6,905.87	5,000.00	5,000.00	6,116.60	5,000.00	6,650.00	33.0%
55605600	71340	Telecom	1,623.76	2,000.00	2,000.00	1,215.75	2,000.00	2,400.00	20.0%
55605600	72520	Buildings	1,264,855.00	.00	.00	.00	.00	.00	.0%
55605600	79196	ContrbtoFB	.00	58,455.94	58,455.94	.00	152,745.15	59,147.38	1.2%
55605600	85100	Fm General	-1,307,702.50	.00	.00	.00	.00	.00	.0%
55605600	89111	To GenAdm	9,411.17	20,717.29	20,717.29	20,717.29	20,717.29	35,211.00	70.0%
TOTAL Abraham Lincoln Parkin			-198,988.08	-84,221.68	-84,221.68	-208,508.56	-84,221.68	-84,221.66	.0%
55605610 Abraham Lincoln Par Debt Servi									
55605610	73401	Lease Prin	71,413.82	73,570.81	73,570.81	59,424.15	73,570.81	76,432.82	3.9%
55605610	73701	Lease Int	13,408.99	10,650.87	10,650.87	8,425.86	10,650.87	7,788.84	-26.9%
TOTAL Abraham Lincoln Par De			84,822.81	84,221.68	84,221.68	67,850.01	84,221.68	84,221.66	.0%
TOTAL Abraham Lincoln Parkin			-114,165.27	.00	.00	-140,658.55	.00	.00	.0%
TOTAL REVENUE			-1,760,934.08	-455,000.00	-455,000.00	-385,967.58	-500,000.00	-476,000.00	.0%
TOTAL EXPENSE			1,646,768.81	455,000.00	455,000.00	245,309.03	500,000.00	476,000.00	.0%
GRAND TOTAL			-114,165.27	.00	.00	-140,658.55	.00	.00	.0%

# CITY OF BLOOMINGTON, IL

## PROJECTION 20265 / BUDGET ENTRY FUTURE YRS REPORT

ORG	OBJECT PROJ	DESC	2027	2028	2029	2030
55605600	Abraham Lincoln Parking					
55605600	40000	Use Fund B	-164,999.12	.00	.00	.00
55605600	54510	DPkg Fee	-118,450.00	-122,004.00	-125,664.00	-129,434.00
55605600	54520	MPkg Fee	-370,800.00	-381,924.00	-393,382.00	-405,183.00
55605600	56010	Int Income	-1,000.00	-1,000.00	-1,000.00	-1,000.00
55605600	61100	Salary FT	43,185.84	44,481.42	45,815.86	47,190.33
55605600	61130	Salary SN	12,524.80	12,900.54	13,287.56	13,686.19
55605600	61150	Salary OT	10,217.60	10,524.13	10,839.85	11,165.05
55605600	62110	Group Life	68.00	68.00	68.00	68.00
55605600	62111	Enh Vision	101.00	101.00	101.00	101.00
55605600	62113	BCBS 60/12	7,990.28	8,469.70	8,977.88	9,516.55
55605600	62117	DentalPPO	420.82	446.07	472.83	501.20
55605600	62120	IMRF	4,741.09	4,883.32	5,029.82	5,180.72
55605600	62130	FICA	3,847.05	3,962.46	4,081.34	4,203.78
55605600	62140	Medicare	900.22	927.23	955.04	983.69
55605600	62170	UniformAll	500.00	500.00	500.00	500.00
55605600	62330	LIUNA Pen	936.00	936.00	936.00	936.00
55605600	62990	Othr Ben	600.00	600.00	600.00	600.00
55605600	70050	Eng Sv	25,750.00	26,523.00	27,319.00	28,139.00
55605600	70095	CC Fees	4,635.00	4,774.00	4,917.00	5,065.00
55605600	70220	Oth PT Sv	56,650.00	58,350.00	60,101.00	61,904.00
55605600	70510	RepMaint B	15,450.00	15,914.00	16,391.00	16,883.00
55605600	70540	RepMt Othr	10,300.00	10,609.00	10,927.00	11,255.00
55605600	70690	Purch Serv	10,300.00	10,609.00	10,927.00	11,255.00
55605600	70702	WC Prem	334.66	344.70	355.05	365.70
55605600	70703	Liab Prem	768.09	791.13	814.86	839.31
55605600	70704	Prop Prem	613.41	631.82	650.77	670.29
55605600	70712	WC Claim	1,964.23	2,023.16	2,083.86	2,146.37
55605600	70713	Liab Claim	140.30	144.51	148.85	153.31
55605600	70714	Prop Claim	175.38	180.64	186.06	191.64
55605600	70720	Ins Admin	340.18	350.38	360.90	371.72
55605600	71017	Postage	309.00	318.00	328.00	338.00
55605600	71030	UniformSup	309.00	318.00	328.00	338.00
55605600	71080	Maint Supp	3,090.00	3,183.00	3,278.00	3,376.00
55605600	71085	Rock Salt	6,180.00	6,365.00	6,556.00	6,753.00
55605600	71310	Natural Gs	11,025.00	11,576.00	12,155.00	12,763.00
55605600	71320	Electricity	62,424.00	63,672.00	64,945.00	66,244.00
55605600	71330	Water	8,845.00	9,199.00	9,567.00	9,950.00
55605600	71340	Telecom	2,472.00	2,546.00	2,622.00	2,701.00
55605600	72520	Buildings	250,000.00	.00	.00	.00
55605600	79196	ContrbttoFB	.00	94,146.08	122,157.41	159,652.15
55605600	89111	To GenAdm	36,267.00	37,355.00	38,476.00	39,630.00
TOTAL Abraham Lincoln Parking			-60,874.17	-56,204.71	-32,786.06	.00
55605610	Abraham Lincoln					
55605610	73401	Lease Prin	55,821.69	53,481.50	32,307.22	.00
55605610	73701	Lease Int	5,052.48	2,723.21	478.84	.00

# CITY OF BLOOMINGTON, IL

## PROJECTION 20265 / BUDGET ENTRY FUTURE YRS REPORT

ORG	OBJECT PROJ	DESC	2027	2028	2029	2030
TOTAL	Abraham Lincoln	Parking	60,874.17	56,204.71	32,786.06	.00
TOTAL	REVENUE		-655,249.12	-504,928.00	-520,046.00	-535,617.00
TOTAL	EXPENSE		655,249.12	504,928.00	520,046.00	535,617.00
GRAND	TOTAL		.00	.00	.00	.00

# GOLF OPERATIONS 5640



## Purpose

The City of Bloomington operates three 18-hole golf courses as part of the Parks and Recreation Department. The courses serve to meet the golfing demand of the citizens of our community, but also reach out to many golfers from outside of McLean County, with golfers coming from other parts of the state and even from other states to enjoy our courses.

Highland Park Golf Course was the city's first golf course, built in the 1920's. The course features tree-lined fairways and a park-like setting. It is a favorite course for the junior and senior golfers of our community and is rated a three and a half star (out of five stars) golf course by Golf Digest.

Prairie Vista Golf Course opened in 1991 and is noted for its unique blend of playability and challenge. It is rated as a four-star golf course by Golf Digest putting it in the top 15% of all courses nationwide. Prairie Vista is the annual host of the Illinois High School Association Golf State Finals.

The Den at Fox Creek Golf Course was built in 1997 by renowned golfer and course architect, Arnold Palmer. This links-style course attracts golfers from across the Midwest with its fine layout and course conditions. It is rated as a prestigious four-and-a-half-star golf course by Golf Digest putting it in the top 5% of all courses nationwide. More than 50% of the golfers that play at The Den are from outside McLean County. The Den also serves as an annual host of the Illinois High School Association State Finals.

## Authorization

The City of Bloomington Parks & Recreation Department and its related activities have been codified in Chapter 19 & Chapter 31 of the City Code.

## FY 2026 Budget & Program Highlights

- Continue to provide quality golf experiences with available resources.
- Create new forms of revenue through the utilization of staff talents, resources and technology.

## What We Accomplished in FY 2025

- Continued strong numbers in rounds of golf with play up 5% and revenues strong up 8% over a very strong FY2024.
- Launched a new golf app that had over 2,000 downloads. This new app allows golfers to make online tee times, gives course yardages and allows for tournament scoring for our events.
- Maintained excellent course conditions with a limited seasonal labor maintenance staff force.
- Added six new full field golf outings. These events benefit both the golf courses and the community as many are fundraisers to support charitable causes.
- Purchased two new fleets of golf carts which led to increased customer satisfaction and reduced manpower to maintain the fleet.

## Budgetary Fund Balance

Golf Courses	FY 2024 (audited)	FY 2025 (Projected)	FY 2026 (Projected)
<b>Budgetary Fund Balance</b>	\$1,130,701	\$1,408,579	\$516,859

## Challenges

- While our overall staffing improved this year, finding six-to-seven-month seasonal laborers continues to be a challenge. This leaves us short staffed in the spring and fall.
- A continually aging mower fleet requires maintenance staff to spend many hours repairing as opposed to being out on the course overseeing work and taking on projects.

## Fun Facts

The Golf Operations staff includes a Superintendent of Golf, two Clubhouse Managers, three Greenskeepers, one Assistant Greenskeeper and approximately 60 seasonal employees.

The courses are considered to be one of the finer collections of municipal courses in all of Illinois with three well maintained and unique layouts. The courses host a variety of prestigious events run by the Chicago District Golf Association and the United States Golf Association. Most notably, Prairie Vista Golf Course and The Den at Fox Creek Golf Course serve as home of the Illinois High School Association State Golf Finals.

## What Else Do We Do?

The golf courses offer quality, affordable recreation and contribute to the community's effort to be a family friendly, beautiful city that provides choices for recreation. The golf courses also perform the following functions:

- The golf courses offer quality, affordable recreation and contribute to the community's effort to be a family friendly, beautiful city that provides choices for recreation. The golf courses also perform the following functions:
- Attract future generations by making golf affordable and accessible for junior golfers – juniors play free every day after 2:00 pm with a paying adult.
- Provide visually appealing open green space that benefits our environment.
- Serve as host courses for seven area high school golf teams.
- Provide meeting room space for city functions, school organizations, special gatherings, and election sites.
- Provide a sledding hill that allow families to enjoy time together in an area that is primarily void of sledding opportunities.
- Provide fundraising opportunities for local charities and organizations through quality golf outings.
- Promote local tourism by offering quality golf courses at reasonable prices.
- Offer indoor golf simulators which allows our community to continue to enjoy the game during the colder winter months while also providing the course with an alternative revenue stream.

# CITY OF BLOOMINGTON, IL

## NEXT YEAR / CURRENT YEAR BUDGET ANALYSIS

PROJECTION: 20265FY 2026 BUDGET MASTER LEVEL5

ACCOUNTS FOR:

Golf Operations -- Highland			2024 ACTUAL	2025 ORIG BUD	2025 REVISED BUD	2025 ACTUAL	2025 PROJECTION	2026 ADOPTED	PCT CHANGE
56406400	54810	Daily Golf	-265,584.35	-250,000.00	-250,000.00	-285,183.00	-295,000.00	-270,000.00	8.0%
56406400	54820	GlFDisc Bk	-2,450.00	-5,000.00	-5,000.00	-1,750.00	-5,000.00	-5,000.00	.0%
56406400	54830	Seasn Golf	-17,170.00	-25,000.00	-25,000.00	-3,425.00	-25,000.00	-25,000.00	.0%
56406400	54835	CtyGolf Ps	-7,465.00	.00	.00	-1,475.00	-3,000.00	-3,000.00	.0%
56406400	54850	Cart Rent	-200,981.67	-180,000.00	-180,000.00	-215,899.00	-220,000.00	-202,000.00	12.2%
56406400	56010	Int Income	-75,093.71	-30,000.00	-30,000.00	-69,055.36	-44,000.00	-30,000.00	.0%
56406400	56110	UR GainLs	.00	-1,962.20	-1,962.20	.00	-1,962.20	-1,962.20	.0%
56406400	57010	Food Sale	-10,278.08	-12,000.00	-12,000.00	-11,743.66	-12,000.00	-12,000.00	.0%
56406400	57020	Bev Sale	-25,543.46	-28,000.00	-28,000.00	-23,726.53	-28,000.00	-28,000.00	.0%
56406400	57030	SftDk Sale	-11,522.48	-14,000.00	-14,000.00	-13,590.34	-14,000.00	-14,000.00	.0%
56406400	57040	Pro Shop	-21,423.04	-23,000.00	-23,000.00	-25,504.00	-23,000.00	-24,000.00	4.3%
56406400	57050	Tx on Sale	-61.00	-80.00	-80.00	-52.64	-80.00	-80.00	.0%
56406400	57114	Equip Sale	.00	-300.00	-300.00	.00	.00	.00	.0%
56406400	57310	Donations	.00	.00	.00	-450.00	.00	.00	.0%
56406400	57985	Cash Stovr	-28.58	-100.00	-100.00	-78.80	-100.00	-100.00	.0%
56406400	57990	Misc Rev	-1,493.04	-10,000.00	-10,000.00	-5,513.14	-10,000.00	-10,000.00	.0%
56406400	61100	Salary FT	87,407.99	88,692.00	88,692.00	67,885.07	90,411.32	92,592.00	4.4%
56406400	61130	Salary SN	147,724.57	160,000.00	160,000.00	151,721.93	169,463.07	168,000.00	5.0%
56406400	61150	Salary OT	16,195.18	14,000.00	14,000.00	24,437.66	24,263.20	18,000.00	28.6%
56406400	62100	Dental Enh	387.37	382.00	382.00	299.90	404.43	398.00	4.2%
56406400	62110	Group Life	68.00	68.00	68.00	49.00	67.60	68.00	.0%
56406400	62111	Enh Vision	100.67	101.00	101.00	78.19	104.55	101.00	.0%
56406400	62113	BCBS 60/12	14,136.48	14,396.00	14,396.00	11,321.15	15,271.76	15,000.00	4.2%
56406400	62115	RHS Contrb	553.27	1,200.00	1,200.00	712.14	500.00	600.00	-50.0%
56406400	62120	IMRF	7,908.74	11,137.00	11,137.00	10,322.98	12,619.40	11,578.00	4.0%
56406400	62130	FICA	15,194.78	16,016.00	16,016.00	14,739.26	17,799.92	16,824.00	5.0%
56406400	62140	Medicare	3,553.62	3,747.00	3,747.00	3,447.04	4,167.98	3,935.00	5.0%
56406400	62150	UnEmpl Ins	.00	.00	.00	3,179.00	3,179.00	.00	.0%
56406400	62170	UniformAll	900.00	900.00	900.00	900.00	900.00	900.00	.0%
56406400	62990	Othr Ben	22.14	.00	.00	57.86	57.86	.00	.0%
56406400	70051	A&E Cap	.00	.00	.00	.00	.00	125,000.00	.0%
56406400	70095	CC Fees	11,820.02	13,000.00	13,000.00	11,870.72	13,000.00	13,000.00	.0%
56406400	70220	Oth PT Sv	.00	10,000.00	28,162.43	19,998.41	10,000.00	.00	.0%
56406400	70420	Rentals	7,775.00	4,000.00	4,000.00	3,003.80	3,000.00	3,000.00	-25.0%
56406400	70430	MFD Lease	397.83	500.00	500.00	404.34	500.00	500.00	.0%
56406400	70510	RepMaint B	6,984.65	4,500.00	4,500.00	6,816.91	4,500.00	7,500.00	66.7%
56406400	70520	RepMaint V	509.23	.00	.00	1,667.56	1,500.00	1,500.00	.0%
56406400	70530	RepMaint O	6,143.33	7,700.00	7,700.00	6,343.34	7,700.00	11,000.00	42.9%
56406400	70540	RepMt Othr	1,240.66	3,000.00	3,000.00	288.83	3,000.00	3,000.00	.0%
56406400	70542	RepMaintNF	36,740.37	32,000.00	32,000.00	33,462.59	32,000.00	35,000.00	9.4%
56406400	70590	Oth Repair	55,753.51	58,000.00	57,040.88	64,153.51	65,000.00	65,000.00	14.0%
56406400	70610	Advertise	2,030.00	2,500.00	2,500.00	396.08	1,750.00	2,500.00	.0%
56406400	70631	Dues	923.50	750.00	750.00	.00	500.00	750.00	.0%

# CITY OF BLOOMINGTON, IL

## NEXT YEAR / CURRENT YEAR BUDGET ANALYSIS

PROJECTION: 20265 FY 2026 BUDGET MASTER LEVEL 5									
ACCOUNTS FOR:			2024	2025	2025	2025	2025	2026	PCT
			ACTUAL	ORIG BUD	REVISED BUD	ACTUAL	PROJECTION	ADOPTED	CHANGE
Golf Operations -- Highland									
56406400	70702	WC Prem	1,664.54	1,449.13	1,449.13	1,449.13	1,449.13	1,278.45	-11.8%
56406400	70703	Liab Prem	2,740.79	2,540.37	2,540.37	2,540.37	2,540.37	2,934.16	15.5%
56406400	70704	Prop In Pr	1,940.73	1,920.68	1,920.68	1,920.68	1,920.68	2,343.30	22.0%
56406400	70712	WC Claim	9,778.20	8,631.41	8,631.41	8,631.41	8,631.41	8,165.91	-5.4%
56406400	70713	Liab Claim	662.93	605.71	605.71	605.71	605.71	583.28	-3.7%
56406400	70714	Prop Claim	662.93	605.71	605.71	605.71	605.71	729.10	20.4%
56406400	70720	Ins Admin	1,631.04	1,349.64	1,349.64	1,349.64	1,349.64	1,299.51	-3.7%
56406400	71010	Off Supp	.00	50.00	50.00	.00	50.00	50.00	.0%
56406400	71024	Janit Supp	1,102.64	750.00	750.00	349.90	500.00	750.00	.0%
56406400	71030	UniformSup	202.73	200.00	200.00	168.73	200.00	200.00	.0%
56406400	71070	Fuel	10,200.09	20,075.00	20,075.00	7,935.75	13,927.22	18,496.50	-7.9%
56406400	71190	Other Supp	14,304.61	9,500.00	9,500.00	25,388.12	9,500.00	9,500.00	.0%
56406400	71310	Natural Gs	2,274.65	4,950.00	4,950.00	22.45	6,000.00	6,000.00	21.2%
56406400	71320	Electricity	21,977.28	30,000.00	30,000.00	11,952.48	25,000.00	30,600.00	2.0%
56406400	71330	Water	41,428.58	79,800.00	79,800.00	50,070.68	55,000.00	73,000.00	-8.5%
56406400	71340	Telecom	7,260.78	10,000.00	10,000.00	5,562.05	10,000.00	10,000.00	.0%
56406400	71750	Beverages	8,149.06	10,500.00	10,500.00	9,056.15	10,500.00	11,000.00	4.8%
56406400	71760	Sft Drinks	4,516.69	6,000.00	6,000.00	5,796.30	6,500.00	7,000.00	16.7%
56406400	71770	Snack Shop	6,386.37	6,000.00	6,000.00	7,313.61	6,500.00	6,800.00	13.3%
56406400	71780	Pro Shop	2,407.91	8,000.00	8,000.00	2,563.66	5,000.00	8,000.00	.0%
56406400	72140	CO Other	.00	.00	.00	.00	.00	130,000.00	.0%
56406400	72520	Buildings	102,132.91	.00	.00	-1,729.41	.00	570,000.00	.0%
56406400	73401	Lease Prin	11,092.95	4,816.67	4,816.67	4,816.67	4,816.67	.00	.0%
56406400	73701	Lease Int	264.80	54.23	54.23	54.23	54.23	.00	.0%
56406400	89111	To GenAdm	25,389.55	32,761.92	32,761.92	32,761.92	32,761.92	38,262.00	16.8%
TOTAL Golf Operations -- Highland			63,549.26	107,707.27	124,910.58	-40,703.26	3,930.58	907,596.01	626.6%
TOTAL REVENUE			-639,094.41	-579,442.20	-579,442.20	-657,446.47	-681,142.20	-625,142.20	7.9%
TOTAL EXPENSE			702,643.67	687,149.47	704,352.78	616,743.21	685,072.78	1,532,738.21	117.6%
GRAND TOTAL			63,549.26	107,707.27	124,910.58	-40,703.26	3,930.58	907,596.01	626.6%

# CITY OF BLOOMINGTON, IL

## PROJECTION 20265 / BUDGET ENTRY FUTURE YRS REPORT

ORG	OBJECT PROJ	DESC	2027	2028	2029	2030
56406400	<i>Highland Park Golf</i>					
56406400	54810	Daily Golf	-285,000.00	-285,000.00	-290,000.00	-290,000.00
56406400	54820	GlfDisc Bk	-5,000.00	-5,000.00	-5,000.00	-5,000.00
56406400	54830	Seasn Golf	-25,000.00	-25,000.00	-25,000.00	-25,000.00
56406400	54835	CtyGolf Ps	-3,000.00	-3,000.00	-3,000.00	-3,000.00
56406400	54850	Cart Rent	-210,000.00	-210,000.00	-215,000.00	-215,000.00
56406400	56010	Int Income	-30,000.00	-30,000.00	-30,000.00	-30,000.00
56406400	56110	UR GainLs	-1,962.20	-1,962.20	-1,962.20	-1,962.20
56406400	57010	Food Sale	-12,000.00	-12,000.00	-13,000.00	-13,000.00
56406400	57020	Bev Sale	-28,000.00	-28,000.00	-28,000.00	-28,000.00
56406400	57030	sftDk Sale	-14,000.00	-14,000.00	-15,000.00	-15,000.00
56406400	57040	Pro Shop	-24,000.00	-24,000.00	-24,000.00	-24,000.00
56406400	57050	Tx on Sale	-80.00	-80.00	-80.00	-80.00
56406400	57985	Cash StOvr	-100.00	-100.00	-100.00	-100.00
56406400	57990	Misc Rev	-10,000.00	-10,000.00	-10,000.00	-10,000.00
56406400	61100	Salary FT	95,369.76	98,230.85	101,177.78	104,213.11
56406400	61130	Salary SN	173,040.00	178,231.20	183,578.14	189,085.48
56406400	61150	Salary OT	18,540.00	19,096.20	19,669.09	20,259.16
56406400	62100	Dental Enh	421.88	447.19	474.02	502.47
56406400	62110	Group Life	68.00	68.00	68.00	68.00
56406400	62111	Enh Vision	101.00	101.00	101.00	101.00
56406400	62113	BCBS 60/12	15,900.00	16,854.00	17,865.24	18,937.15
56406400	62115	RHS Contrb	600.00	600.00	600.00	600.00
56406400	62120	IMRF	11,925.34	12,283.10	12,651.59	13,031.14
56406400	62130	FICA	17,328.72	17,848.58	18,384.04	18,935.56
56406400	62140	Medicare	4,053.05	4,174.64	4,299.88	4,428.88
56406400	62170	UniformAll	900.00	900.00	900.00	900.00
56406400	70051	A&E Cap	.00	.00	.00	.00
56406400	70095	CC Fees	13,000.00	13,000.00	13,000.00	13,000.00
56406400	70420	Rentals	3,000.00	3,000.00	3,000.00	3,000.00
56406400	70430	MFD Lease	500.00	500.00	500.00	500.00
56406400	70510	RepMaint B	7,500.00	7,500.00	7,500.00	7,500.00
56406400	70520	RepMaint V	1,530.00	1,560.60	1,591.81	1,623.65
56406400	70530	RepMaint O	11,000.00	11,000.00	11,000.00	11,000.00
56406400	70540	RepMt Othr	3,060.00	3,121.20	3,183.62	3,247.30
56406400	70542	RepMaintNF	35,000.00	35,000.00	38,000.00	38,000.00
56406400	70590	Oth Repair	65,000.00	65,000.00	67,000.00	67,000.00
56406400	70610	Advertise	2,500.00	2,500.00	2,500.00	2,500.00
56406400	70631	Dues	750.00	750.00	750.00	750.00
56406400	70702	WC Prem	1,316.80	1,356.31	1,396.99	1,438.90
56406400	70703	Liab Prem	3,022.18	3,112.85	3,206.23	3,302.42
56406400	70704	Prop In Pr	2,413.60	2,486.01	2,560.59	2,637.40
56406400	70712	WC Claim	8,410.89	8,663.21	8,923.11	9,190.80
56406400	70713	Liab Claim	600.78	618.80	637.36	656.49
56406400	70714	Prop Claim	750.97	773.50	796.71	820.61
56406400	70720	Ins Admin	1,338.50	1,378.65	1,420.01	1,462.61
56406400	71010	Off Supp	50.00	50.00	50.00	50.00
56406400	71024	Janit Supp	750.00	750.00	750.00	750.00
56406400	71030	UniformSup	200.00	200.00	200.00	200.00
56406400	71070	Fuel	18,866.43	19,243.76	19,628.63	20,021.21

# CITY OF BLOOMINGTON, IL

## PROJECTION 20265 / BUDGET ENTRY FUTURE YRS REPORT

ORG	OBJECT PROJ	DESC	2027	2028	2029	2030
56406400	71190	Other Supp	9,500.00	9,500.00	10,000.00	10,000.00
56406400	71310	Natural Gs	6,300.00	6,600.00	6,900.00	7,300.00
56406400	71320	Electricity	31,200.00	31,850.00	32,500.00	33,150.00
56406400	71330	Water	97,000.00	101,000.00	105,000.00	109,000.00
56406400	71340	Telecom	10,000.00	10,000.00	10,000.00	10,000.00
56406400	71750	Beverages	11,000.00	11,000.00	11,000.00	11,000.00
56406400	71760	Sft Drinks	7,000.00	7,500.00	7,500.00	7,500.00
56406400	71770	Snack Shop	7,000.00	7,000.00	7,000.00	7,000.00
56406400	71780	Pro Shop	8,000.00	8,000.00	8,000.00	8,000.00
56406400	72140	CO other	125,000.00	25,000.00	.00	.00
56406400	72520	Buildings	.00	.00	.00	.00
56406400	89111	To GenAdm	39,410.00	40,592.00	41,810.00	43,064.00
TOTAL <i>Highland Park Golf</i>			222,075.70	140,299.45	126,931.64	145,585.14
TOTAL REVENUE			-648,142.20	-648,142.20	-660,142.20	-660,142.20
TOTAL EXPENSE			870,217.90	788,441.65	787,073.84	805,727.34
GRAND TOTAL			222,075.70	140,299.45	126,931.64	145,585.14

# CITY OF BLOOMINGTON, IL

## NEXT YEAR / CURRENT YEAR BUDGET ANALYSIS

ACCOUNTS FOR:			PROJECTION: 20265 FY 2026 BUDGET MASTER LEVEL 5						
Golf Operations -- Prairie Vista			2024	2025	2025	2025	2025	2026	PCT
			ACTUAL	ORIG BUD	REVISED BUD	ACTUAL	PROJECTION	ADOPTED	CHANGE
56406410	54430	Fac Rntl	.00	-250.00	-250.00	-2,720.48	.00	.00	.0%
56406410	54810	Daily Golf	-543,511.97	-475,000.00	-475,000.00	-514,999.50	-560,000.00	-545,000.00	14.7%
56406410	54820	GlfDisc Bk	-12,600.00	-28,000.00	-28,000.00	-4,550.00	-18,000.00	-28,000.00	.0%
56406410	54830	Seasn Golf	-21,775.00	-19,000.00	-19,000.00	-5,800.00	-25,000.00	-25,000.00	31.6%
56406410	54835	CtyGolf Ps	-53,880.00	-55,000.00	-55,000.00	-19,675.00	-55,000.00	-55,000.00	.0%
56406410	54840	Drvg Range	-46,842.30	-42,000.00	-42,000.00	-37,589.00	-42,000.00	-42,000.00	.0%
56406410	54850	Cart Rent	-287,174.00	-240,000.00	-240,000.00	-273,633.15	-290,000.00	-260,000.00	8.3%
56406410	57010	Food Sale	-36,501.18	-35,000.00	-35,000.00	-33,210.18	-38,000.00	-36,000.00	2.9%
56406410	57020	Bev Sale	-49,829.13	-45,000.00	-45,000.00	-45,815.90	-51,000.00	-48,000.00	6.7%
56406410	57030	SftDk Sale	-21,772.06	-25,000.00	-25,000.00	-20,108.44	-25,000.00	-25,000.00	.0%
56406410	57040	Pro Shop	-81,230.43	-95,000.00	-95,000.00	-61,358.07	-82,000.00	-85,000.00	-10.5%
56406410	57050	Tx on Sale	-196.00	-200.00	-200.00	-135.12	-200.00	-200.00	.0%
56406410	57114	Equip Sale	.00	-55.00	-55.00	.00	.00	.00	.0%
56406410	57985	Cash StOvr	-138.90	-250.00	-250.00	-44.40	-50.00	-150.00	-40.0%
56406410	57990	Misc Rev	-13,867.24	-30,000.00	-30,000.00	-10,015.11	-30,000.00	-30,000.00	.0%
56406410	61100	Salary FT	148,762.45	161,181.00	161,181.00	129,754.09	162,521.43	166,017.00	3.0%
56406410	61130	Salary SN	192,533.73	190,000.00	190,000.00	151,531.43	178,036.97	200,000.00	5.3%
56406410	61150	Salary OT	11,124.19	13,000.00	13,000.00	11,428.55	11,000.00	13,000.00	.0%
56406410	62100	Dental Enh	624.90	770.00	770.00	304.55	391.95	398.00	-48.3%
56406410	62110	Group Life	134.80	136.00	136.00	110.80	136.40	136.00	.0%
56406410	62111	Enh Vision	200.45	202.00	202.00	157.57	201.65	202.00	.0%
56406410	62113	BCBS 60/12	14,007.95	14,396.00	14,396.00	11,496.96	14,800.49	15,000.00	4.2%
56406410	62114	BCBS HSA	12,786.82	13,021.00	13,021.00	10,282.97	13,271.06	13,568.00	4.2%
56406410	62115	RHS Contrb	.00	.00	.00	106.23	.00	.00	.0%
56406410	62116	HSA City	2,000.00	2,000.00	2,000.00	.00	2,100.00	2,100.00	5.0%
56406410	62117	DentalPPO	146.14	.00	.00	300.54	387.81	397.00	.0%
56406410	62118	ID Protect	15.96	.00	.00	39.90	49.02	48.00	.0%
56406410	62120	IMRF	16,455.79	17,159.00	17,159.00	12,630.18	17,583.03	17,621.00	2.7%
56406410	62130	FICA	21,226.32	22,010.00	22,010.00	17,612.26	21,462.06	22,739.00	3.3%
56406410	62140	Medicare	4,964.19	5,149.00	5,149.00	4,119.01	5,173.55	5,319.00	3.3%
56406410	62150	UnEmpl Ins	3,644.00	.00	.00	2,475.00	3,500.00	.00	.0%
56406410	62170	UniformAll	900.00	900.00	900.00	900.00	900.00	900.00	.0%
56406410	62990	Othr Ben	10.00	.00	.00	.00	.00	.00	.0%
56406410	70095	CC Fees	24,499.39	24,000.00	24,000.00	22,738.75	27,000.00	27,000.00	12.5%
56406410	70220	Oth PT Sv	.00	10,000.00	10,000.00	2,800.00	10,000.00	.00	.0%
56406410	70420	Rentals	880.00	750.00	750.00	2,017.80	2,000.00	1,500.00	100.0%
56406410	70430	MFD Lease	456.80	550.00	550.00	453.42	550.00	550.00	.0%
56406410	70510	RepMaint B	4,088.68	4,000.00	4,000.00	1,550.24	4,000.00	10,000.00	150.0%
56406410	70520	RepMaint V	.00	1,400.00	1,400.00	1,872.78	1,400.00	1,400.00	.0%
56406410	70530	RepMaint O	6,143.33	9,500.00	9,500.00	6,343.33	9,500.00	10,000.00	5.3%
56406410	70540	RepMt Othr	4,394.02	3,500.00	3,500.00	1,256.69	3,850.00	4,000.00	14.3%
56406410	70542	RepMaintNF	48,265.27	40,000.00	40,000.00	45,367.56	40,000.00	44,000.00	10.0%
56406410	70590	Oth Repair	90,997.66	105,000.00	102,279.41	101,347.20	105,000.00	120,000.00	17.3%

# CITY OF BLOOMINGTON, IL

## NEXT YEAR / CURRENT YEAR BUDGET ANALYSIS

PROJECTION: 20265 FY 2026 BUDGET MASTER LEVEL 5

ACCOUNTS FOR:			2024	2025	2025	2025	2025	2026	PCT
			ACTUAL	ORIG BUD	REVISED BUD	ACTUAL	PROJECTION	ADOPTED	CHANGE
Golf Operations --	Prairie Vista								
56406410	70610	Advertise	5,161.66	5,500.00	5,500.00	592.16	5,000.00	5,500.00	.0%
56406410	70631	Dues	1,230.00	1,400.00	1,400.00	613.50	1,400.00	1,400.00	.0%
56406410	70632	Pro Develp	.00	125.00	125.00	.00	125.00	125.00	.0%
56406410	70702	WC Prem	1,996.79	2,052.24	2,052.24	2,052.24	2,052.24	1,783.01	-13.1%
56406410	70703	Liab Prem	3,287.87	3,597.64	3,597.64	3,597.64	3,597.64	4,092.17	13.7%
56406410	70704	Prop In Pr	2,328.12	2,720.05	2,720.05	2,720.05	2,720.05	3,268.12	20.1%
56406410	70712	WC Claim	11,324.65	11,156.59	11,156.59	11,156.59	11,156.59	10,500.04	-5.9%
56406410	70713	Liab Claim	767.77	782.92	782.92	782.92	782.92	750.00	-4.2%
56406410	70714	Prop Claim	767.77	782.92	782.92	782.92	782.92	937.50	19.7%
56406410	70720	Ins Admin	1,956.61	1,911.35	1,911.35	1,911.35	1,911.35	1,812.39	-5.2%
56406410	71010	Off Supp	.00	100.00	100.00	.00	50.00	50.00	-50.0%
56406410	71024	Janit Supp	2,479.34	1,800.00	1,800.00	1,603.25	1,800.00	1,800.00	.0%
56406410	71030	UniformSup	202.73	300.00	300.00	235.66	300.00	300.00	.0%
56406410	71070	Fuel	20,932.04	20,075.00	20,075.00	14,634.04	27,908.98	18,496.50	-7.9%
56406410	71190	Other Supp	21,892.77	20,000.00	20,000.00	17,410.57	20,000.00	20,000.00	.0%
56406410	71310	Natural Gs	3,481.07	7,500.00	7,500.00	1,742.31	7,500.00	7,875.00	5.0%
56406410	71320	Electricity	31,520.04	28,000.00	28,000.00	26,882.35	39,500.00	39,500.00	41.1%
56406410	71330	Water	8,880.53	11,970.00	11,970.00	7,929.31	11,970.00	15,900.00	32.8%
56406410	71340	Telecom	8,426.21	10,000.00	10,000.00	6,795.28	10,000.00	10,000.00	.0%
56406410	71750	Beverages	13,028.80	15,000.00	15,000.00	14,140.82	16,000.00	17,000.00	13.3%
56406410	71760	Sft Drinks	11,296.78	14,500.00	14,500.00	8,829.30	13,000.00	14,500.00	.0%
56406410	71770	Snack Shop	23,800.42	18,000.00	18,000.00	19,326.40	18,000.00	19,000.00	5.6%
56406410	71780	Pro Shop	54,312.77	62,000.00	54,305.00	32,988.72	57,500.00	62,000.00	14.2%
56406410	72140	CO Other	280,115.00	.00	7,695.00	7,695.00	7,695.00	140,000.00	1719.4%
56406410	73401	Lease Prin	48,564.08	4,816.67	4,816.67	4,816.67	4,816.67	.00	.0%
56406410	73701	Lease Int	757.26	54.23	54.23	54.23	54.23	.00	.0%
56406410	89111	To GenAdm	25,389.55	32,761.92	32,761.92	32,761.92	32,761.92	38,262.00	16.8%
TOTAL Golf Operations -- PVG			23,845.26	-174,224.47	-176,945.06	-268,601.34	-283,049.07	-68,603.27	-61.2%
TOTAL REVENUE			-1,169,318.21	-1,089,755.00	-1,089,755.00	-1,029,654.35	-1,216,250.00	-1,179,350.00	8.2%
TOTAL EXPENSE			1,193,163.47	915,530.53	912,809.94	761,053.01	933,200.93	1,110,746.73	21.7%
GRAND TOTAL			23,845.26	-174,224.47	-176,945.06	-268,601.34	-283,049.07	-68,603.27	-61.2%

# CITY OF BLOOMINGTON, IL

## PROJECTION 20265 / BUDGET ENTRY FUTURE YRS REPORT

ORG	OBJECT PROJ	DESC	2027	2028	2029	2030
56406410		<i>Prairie Vista Golf</i>				
56406410	54810	Daily Golf	-560,000.00	-560,000.00	-570,000.00	-570,000.00
56406410	54820	GlfDisc Bk	-28,000.00	-28,000.00	-28,000.00	-28,000.00
56406410	54830	Seasn Golf	-25,000.00	-25,000.00	-25,000.00	-25,000.00
56406410	54835	CtyGolf Ps	-58,000.00	-58,000.00	-58,000.00	-58,000.00
56406410	54840	Drvg Range	-42,000.00	-42,000.00	-42,000.00	-42,000.00
56406410	54850	Cart Rent	-275,000.00	-275,000.00	-275,000.00	-275,000.00
56406410	57010	Food Sale	-36,000.00	-36,000.00	-37,000.00	-37,000.00
56406410	57020	Bev Sale	-48,000.00	-48,000.00	-48,000.00	-48,000.00
56406410	57030	SftDk Sale	-25,000.00	-25,000.00	-25,000.00	-25,000.00
56406410	57040	Pro Shop	-85,000.00	-85,000.00	-85,000.00	-85,000.00
56406410	57050	Tx on Sale	-200.00	-200.00	-200.00	-200.00
56406410	57985	Cash StOvr	-150.00	-150.00	-150.00	-150.00
56406410	57990	Misc Rev	-30,000.00	-30,000.00	-30,000.00	-30,000.00
56406410	61100	Salary FT	170,997.51	176,127.44	181,411.26	186,853.60
56406410	61130	Salary SN	206,000.00	212,180.00	218,545.40	225,101.76
56406410	61150	Salary OT	13,390.00	13,791.70	14,205.45	14,631.61
56406410	62100	Dental Enh	421.88	447.19	474.02	502.47
56406410	62110	Group Life	136.00	136.00	136.00	136.00
56406410	62111	Enh Vision	202.00	202.00	202.00	202.00
56406410	62113	BCBS 60/12	15,900.00	16,854.00	17,865.24	18,937.15
56406410	62114	BCBS HSA	14,382.08	15,245.00	16,159.71	17,129.29
56406410	62116	HSA City	2,100.00	2,100.00	2,100.00	2,100.00
56406410	62117	DentalPPO	420.82	446.07	472.83	501.20
56406410	62118	ID Protect	50.88	53.93	57.17	60.60
56406410	62120	IMRF	18,678.26	19,798.96	20,986.89	22,246.11
56406410	62130	FICA	24,103.34	25,549.54	27,082.51	28,707.46
56406410	62140	Medicare	5,638.14	5,976.43	6,335.01	6,715.11
56406410	62170	UniformAll	900.00	900.00	900.00	900.00
56406410	70095	CC Fees	27,000.00	27,000.00	27,000.00	27,000.00
56406410	70420	Rentals	1,500.00	1,500.00	1,500.00	1,500.00
56406410	70430	MFD Lease	550.00	550.00	550.00	550.00
56406410	70510	RepMaint B	5,000.00	5,000.00	5,000.00	5,000.00
56406410	70520	RepMaint V	1,428.00	1,456.56	1,485.69	1,515.41
56406410	70530	RepMaint O	10,000.00	10,000.00	10,000.00	10,000.00
56406410	70540	RepMt Othr	4,080.00	4,161.60	4,244.83	4,329.73
56406410	70542	RepMaintNF	44,000.00	44,000.00	44,000.00	44,000.00
56406410	70590	Oth Repair	120,000.00	120,000.00	120,000.00	120,000.00
56406410	70610	Advertise	5,500.00	5,500.00	5,500.00	5,500.00
56406410	70631	Dues	1,400.00	1,400.00	1,400.00	1,400.00
56406410	70632	Pro Develp	125.00	125.00	125.00	125.00
56406410	70702	WC Prem	1,836.50	1,891.59	1,948.34	2,006.79
56406410	70703	Liab Prem	4,214.94	4,341.38	4,471.63	4,605.77
56406410	70704	Prop In Pr	3,366.16	3,467.15	3,571.16	3,678.30
56406410	70712	WC Claim	10,815.04	11,139.50	11,473.68	11,817.89
56406410	70713	Liab Claim	772.50	795.68	819.55	844.14
56406410	70714	Prop Claim	965.63	994.60	1,024.44	1,055.17
56406410	70720	Ins Admin	1,866.76	1,922.76	1,980.44	2,039.86
56406410	71010	Off Supp	50.00	50.00	50.00	50.00
56406410	71024	Janit Supp	1,800.00	1,800.00	1,800.00	1,800.00

# CITY OF BLOOMINGTON, IL

## PROJECTION 20265 / BUDGET ENTRY FUTURE YRS REPORT

ORG	OBJECT PROJ	DESC	2027	2028	2029	2030
56406410	71030	UniformSup	300.00	300.00	300.00	300.00
56406410	71070	Fuel	18,866.43	19,243.76	19,628.63	20,021.21
56406410	71190	Other Supp	20,000.00	20,000.00	20,000.00	20,000.00
56406410	71310	Natural Gs	8,300.00	8,700.00	9,150.00	9,600.00
56406410	71320	Electricity	40,300.00	41,000.00	41,820.00	42,500.00
56406410	71330	Water	21,200.00	22,000.00	22,900.00	23,800.00
56406410	71340	Telecom	10,000.00	10,000.00	10,000.00	10,000.00
56406410	71750	Beverages	17,000.00	17,000.00	17,000.00	17,000.00
56406410	71760	Sft Drinks	14,500.00	14,500.00	14,500.00	14,500.00
56406410	71770	Snack Shop	19,000.00	19,000.00	19,000.00	19,000.00
56406410	71780	Pro Shop	62,000.00	62,000.00	62,000.00	62,000.00
56406410	72140	CO other	125,000.00	25,000.00	.00	400,000.00
56406410	89111	To GenAdm	39,410.00	40,592.00	41,810.00	43,064.00
TOTAL <i>Prairie Vista Golf</i>			-96,882.13	-176,110.16	-190,363.12	231,977.63
TOTAL REVENUE			-1,212,350.00	-1,212,350.00	-1,223,350.00	-1,223,350.00
TOTAL EXPENSE			1,115,467.87	1,036,239.84	1,032,986.88	1,455,327.63
GRAND TOTAL			-96,882.13	-176,110.16	-190,363.12	231,977.63

# CITY OF BLOOMINGTON, IL

## NEXT YEAR / CURRENT YEAR BUDGET ANALYSIS

PROJECTION: 20265 FY 2026 BUDGET MASTER LEVEL 5

ACCOUNTS FOR:			2024	2025	2025	2025	2025	2026	PCT
Golf Operations -- The Den at Fox Creek			ACTUAL	ORIG BUD	REVISED BUD	ACTUAL	PROJECTION	ADOPTED	CHANGE
56406420	40000	Use Fund B	.00	-25,768.43	-25,768.43	.00	.00	-891,719.97	3360.5%
56406420	53110	Fed Grants	.00	.00	-93,120.05	.00	.00	.00	.0%
56406420	54430	Fac Rntl	-11,435.00	-9,000.00	-9,000.00	-7,945.00	-9,000.00	-9,000.00	.0%
56406420	54810	Daily Golf	-564,177.06	-510,000.00	-510,000.00	-568,730.14	-585,000.00	-550,000.00	7.8%
56406420	54820	GlfDisc Bk	-5,550.00	-15,000.00	-15,000.00	-2,100.00	-10,000.00	-15,000.00	.0%
56406420	54830	Seasn Golf	-15,625.00	-50,000.00	-50,000.00	-14,420.00	-40,000.00	-50,000.00	.0%
56406420	54835	CtyGolf Ps	-60,225.00	-60,000.00	-60,000.00	-40,525.00	-60,000.00	-60,000.00	.0%
56406420	54840	Drvg Range	-64,544.00	-60,000.00	-60,000.00	-64,750.00	-70,000.00	-67,000.00	11.7%
56406420	54850	Cart Rent	-265,448.38	-250,000.00	-250,000.00	-260,818.80	-280,000.00	-280,000.00	12.0%
56406420	54860	Glf Lesson	-6,500.00	-7,500.00	-7,500.00	-4,200.00	-6,000.00	-6,000.00	-20.0%
56406420	56010	Int Income	.00	.00	.00	.00	.00	.00	.0%
56406420	57010	Food Sale	-33,948.81	-35,000.00	-35,000.00	-37,741.91	-39,000.00	-39,000.00	11.4%
56406420	57020	Bev Sale	-65,130.89	-60,000.00	-60,000.00	-63,308.48	-66,000.00	-65,000.00	8.3%
56406420	57030	SftDk Sale	-25,731.78	-25,000.00	-25,000.00	-24,764.91	-27,000.00	-27,000.00	8.0%
56406420	57040	Pro Shop	-123,200.73	-125,000.00	-125,000.00	-106,927.51	-125,000.00	-125,000.00	.0%
56406420	57050	Tx on Sale	-172.00	-180.00	-180.00	-137.29	-180.00	-180.00	.0%
56406420	57114	Equip Sale	.00	-820.00	-820.00	.00	-820.00	-820.00	.0%
56406420	57516	Lease Proc	.00	.00	.00	.00	.00	.00	.0%
56406420	57985	Cash StOvr	-105.60	-200.00	-200.00	44.06	-100.00	-100.00	-50.0%
56406420	57990	Misc Rev	-4,815.45	-15,000.00	-15,000.00	-14,825.38	-15,000.00	-17,500.00	16.7%
56406420	61100	Salary FT	297,267.89	312,797.00	312,797.00	251,156.13	316,271.05	322,728.00	3.2%
56406420	61130	Salary SN	180,499.18	180,000.00	180,000.00	186,572.75	192,917.43	192,000.00	6.7%
56406420	61150	Salary OT	14,842.51	15,000.00	15,000.00	15,322.80	16,000.00	16,000.00	6.7%
56406420	61180	Instruct	.00	.00	.00	.00	.00	.00	.0%
56406420	61190	Othr Salry	.00	.00	.00	.00	.00	.00	.0%
56406420	62100	Dental Enh	1,068.30	1,357.00	1,357.00	455.94	588.31	602.00	-55.6%
56406420	62101	Dental Ins	.00	.00	.00	.00	.00	.00	.0%
56406420	62102	Vision Ins	.00	.00	.00	.00	.00	.00	.0%
56406420	62104	BCBS 400	.00	.00	.00	.00	.00	.00	.0%
56406420	62106	HAMP-HMO	.00	.00	.00	.00	.00	.00	.0%
56406420	62108	ENHBCBSPP0	.00	.00	.00	.00	.00	.00	.0%
56406420	62109	ENH HMO	.00	.00	.00	.00	.00	.00	.0%
56406420	62110	Group Life	272.00	272.00	272.00	219.20	270.40	272.00	.0%
56406420	62111	Enh Vision	415.50	415.00	415.00	323.30	414.27	415.00	.0%
56406420	62113	BCBS 60/12	28,272.97	28,792.00	28,792.00	22,736.86	29,343.93	30,000.00	4.2%
56406420	62114	BCBS HSA	12,786.82	13,021.00	13,021.00	10,282.97	13,271.06	13,568.00	4.2%
56406420	62115	RHS Contrb	3,530.88	4,800.00	4,800.00	3,002.36	4,281.60	4,500.00	-6.3%
56406420	62116	HSA City	2,000.00	2,000.00	2,000.00	.00	2,100.00	2,100.00	5.0%
56406420	62117	DentalPPO	367.37	.00	.00	755.55	974.91	997.00	.0%
56406420	62118	ID Protect	31.92	.00	.00	79.80	98.04	96.00	.0%
56406420	62120	IMRF	26,672.54	29,030.00	29,030.00	23,738.99	30,034.62	29,667.00	2.2%
56406420	62130	FICA	29,527.44	30,366.00	30,366.00	27,305.20	32,161.76	31,636.00	4.2%
56406420	62140	Medicare	6,905.68	7,105.00	7,105.00	6,386.00	7,480.54	7,401.00	4.2%

# CITY OF BLOOMINGTON, IL

## NEXT YEAR / CURRENT YEAR BUDGET ANALYSIS

PROJECTION: 20265 FY 2026 BUDGET MASTER LEVEL5

ACCOUNTS FOR:			2024	2025	2025	2025	2025	2026	PCT
Golf Operations -- The Den at Fox Creek			ACTUAL	ORIG BUD	REVISED BUD	ACTUAL	PROJECTION	ADOPTED	CHANGE
56406420	62150	UnEmpl Ins	.00	.00	.00	.00	.00	.00	.0%
56406420	62170	UniformAll	1,800.00	1,800.00	1,800.00	1,800.00	1,800.00	1,800.00	.0%
56406420	62190	Uniforms	.00	.00	.00	.00	.00	.00	.0%
56406420	62191	Prot Wear	.00	.00	.00	.00	.00	.00	.0%
56406420	62330	LIUNA Pen	.00	.00	.00	.00	.00	.00	.0%
56406420	62990	Othr Ben	2,404.29	2,400.00	2,400.00	3,615.71	2,415.71	3,600.00	50.0%
56406420	70095	CC Fees	24,182.18	24,000.00	24,000.00	23,300.13	26,000.00	26,000.00	8.3%
56406420	70220	Oth PT sv	20,000.00	10,000.00	10,000.00	2,800.00	10,000.00	.00	.0%
56406420	70420	Rentals	3,170.16	26,500.00	26,500.00	1,353.80	1,500.00	2,500.00	-90.6%
56406420	70430	MFD Lease	796.48	1,000.00	1,000.00	799.68	1,000.00	1,000.00	.0%
56406420	70510	RepMaint B	4,619.12	5,000.00	5,000.00	3,107.41	5,000.00	6,000.00	20.0%
56406420	70510	70000 RepMaint B	.00	.00	.00	.00	.00	.00	.0%
56406420	70520	RepMaint V	915.08	5,000.00	5,000.00	1,297.14	4,500.00	4,300.00	-14.0%
56406420	70530	RepMaint O	6,143.34	9,500.00	9,500.00	6,343.33	6,500.00	9,500.00	.0%
56406420	70540	RepMt Othr	2,800.53	4,200.00	4,200.00	6,418.54	4,200.00	4,200.00	.0%
56406420	70542	RepMaintNF	37,300.10	45,000.00	45,000.00	45,901.19	45,000.00	45,000.00	.0%
56406420	70590	Oth Repair	124,310.71	125,000.00	110,517.28	117,872.32	125,000.00	133,000.00	20.3%
56406420	70610	Advertise	11,860.01	12,000.00	12,000.00	11,344.50	12,000.00	12,000.00	.0%
56406420	70611	PrintBind	.00	.00	.00	.00	.00	.00	.0%
56406420	70630	Travel	.00	.00	.00	.00	.00	.00	.0%
56406420	70631	Dues	1,037.00	3,000.00	3,000.00	2,320.42	3,000.00	3,000.00	.0%
56406420	70632	Pro Develp	.00	250.00	250.00	.00	250.00	250.00	.0%
56406420	70660	Armord Car	.00	.00	.00	.00	.00	.00	.0%
56406420	70690	Purch Serv	.00	.00	.00	.00	.00	.00	.0%
56406420	70702	WC Prem	2,916.62	2,935.00	2,935.00	2,935.00	2,935.00	2,562.31	-12.7%
56406420	70703	Liab Prem	4,802.44	5,145.15	5,145.15	5,145.15	5,145.15	5,880.75	14.3%
56406420	70704	Prop Prem	3,400.57	3,890.07	3,890.07	3,890.07	3,890.07	4,696.53	20.7%
56406420	70711	WC Prem Pr	.00	.00	.00	.00	.00	.00	.0%
56406420	70712	WC Claim	16,705.11	16,256.51	16,256.51	16,256.51	16,256.51	15,501.32	-4.6%
56406420	70713	Liab Claim	1,132.55	1,140.81	1,140.81	1,140.81	1,140.81	1,107.24	-2.9%
56406420	70714	Prop Claim	1,132.55	1,140.81	1,140.81	1,140.81	1,140.81	1,384.05	21.3%
56406420	70720	Ins Admin	2,857.92	2,733.51	2,733.51	2,733.51	2,733.51	2,604.53	-4.7%
56406420	70725	LssCtl sv	.00	.00	.00	.00	.00	.00	.0%
56406420	70790	Othr Ins	.00	.00	.00	.00	.00	.00	.0%
56406420	71010	Off Supp	82.77	100.00	100.00	.00	50.00	100.00	.0%
56406420	71010	70000 Off Supp	.00	.00	.00	.00	.00	.00	.0%
56406420	71017	Postage	.00	50.00	50.00	19.23	50.00	50.00	.0%
56406420	71024	Janit Supp	2,385.30	2,000.00	2,000.00	2,278.26	2,000.00	2,000.00	.0%
56406420	71024	70000 Janit Supp	.00	.00	.00	.00	.00	.00	.0%
56406420	71030	UniformSup	202.73	200.00	200.00	203.73	200.00	200.00	.0%
56406420	71060	Food	.00	.00	.00	.00	.00	.00	.0%
56406420	71070	Fuel	14,948.64	20,075.00	20,075.00	22,729.38	47,357.06	18,496.50	-7.9%
56406420	71073	FuelNonCit	.00	.00	.00	.00	.00	.00	.0%
56406420	71190	Other supp	17,511.66	20,000.00	113,120.05	109,463.72	20,000.00	25,000.00	-77.9%

# CITY OF BLOOMINGTON, IL

## NEXT YEAR / CURRENT YEAR BUDGET ANALYSIS

PROJECTION: 20265 FY 2026 BUDGET MASTER LEVEL 5

ACCOUNTS FOR:

			2024	2025	2025	2025	2025	2026	PCT
			ACTUAL	ORIG BUD	REVISED BUD	ACTUAL	PROJECTION	ADOPTED	CHANGE
56406420	71190	70000 other Supp	.00	.00	.00	.00	.00	.00	.0%
56406420	71310	Natural Gs	4,406.00	7,000.00	7,000.00	2,809.20	6,000.00	7,350.00	5.0%
56406420	71320	Electricity	34,703.00	32,200.00	32,200.00	29,485.10	36,600.00	38,000.00	18.0%
56406420	71330	water	8,928.59	12,768.00	12,768.00	7,731.45	12,768.00	17,000.00	33.1%
56406420	71340	Telecom	11,066.02	12,000.00	12,000.00	8,755.62	12,000.00	12,000.00	.0%
56406420	71750	Beverages	18,511.78	22,000.00	22,000.00	20,581.30	22,000.00	23,000.00	4.5%
56406420	71760	Sft Drinks	14,815.82	14,000.00	14,000.00	12,569.23	14,500.00	15,000.00	7.1%
56406420	71770	Snack Shop	16,237.24	15,000.00	15,000.00	16,236.21	13,500.00	15,000.00	.0%
56406420	71780	Pro Shop	107,969.68	100,000.00	100,000.00	77,551.88	100,000.00	100,000.00	.0%
56406420	71990	Unfund Ops	.00	.00	.00	.00	.00	.00	.0%
56406420	72130	CO Lcn Veh	113,785.00	.00	.00	.00	.00	.00	.0%
56406420	72140	CO Other	311,168.00	60,000.00	60,000.00	54,954.00	54,954.00	115,000.00	91.7%
56406420	72520	Buildings	65,925.00	.00	.00	.00	.00	.00	.0%
56406420	72570	Park Const	.00	.00	.00	.00	.00	.00	.0%
56406420	72620	OCap Imprv	.00	.00	.00	.00	.00	.00	.0%
56406420	73401	Lease Prin	45,167.08	31,627.62	31,627.62	31,627.62	31,627.62	.00	.0%
56406420	73405	UnfdCapLea	.00	.00	.00	.00	.00	.00	.0%
56406420	73701	Lease Int	1,375.08	356.23	356.23	356.23	356.23	.00	.0%
56406420	79150	Bad Debt	-43,468.01	.00	.00	.00	.00	.00	.0%
56406420	79196	ContrbtoFB	.00	.00	.00	.00	277,878.17	.00	.0%
56406420	79990	Othr Exp	.00	.00	.00	.00	.00	.00	.0%
56406420	79997	PCHOLDING	.00	.00	.00	.00	.00	.00	.0%
56406420	85100	Fm General	-1,255,917.86	.00	.00	.00	.00	.00	.0%
56406420	89111	To GenAdm	25,389.55	32,761.92	32,761.92	32,761.92	32,761.92	38,262.00	16.8%
TOTAL Golf Operations -- DGC			-852,668.87	66,517.20	52,034.48	28,817.60	279,118.49	-838,992.74	-1712.4%
TOTAL REVENUE			-2,502,527.56	-1,248,468.43	-1,341,588.48	-1,211,150.36	-1,333,100.00	-2,203,319.97	64.2%
TOTAL EXPENSE			1,649,858.69	1,314,985.63	1,393,622.96	1,239,967.96	1,612,218.49	1,364,327.23	-2.1%
GRAND TOTAL			-852,668.87	66,517.20	52,034.48	28,817.60	279,118.49	-838,992.74	-1712.4%

# CITY OF BLOOMINGTON, IL

## PROJECTION 20265 / BUDGET ENTRY FUTURE YRS REPORT

ORG	OBJECT PROJ	DESC	2027	2028	2029	2030
56406420	The Den at Fox Creek Golf					
56406420	40000	Use Fund B	-186,926.68	.00	.00	-386,052.99
56406420	54430	Fac Rntl	-9,000.00	-9,000.00	-9,000.00	-9,000.00
56406420	54810	Daily Golf	-575,000.00	-575,000.00	-585,000.00	-585,000.00
56406420	54820	GlfDisc Bk	-15,000.00	-15,000.00	-15,000.00	-15,000.00
56406420	54830	Seasn Golf	-50,000.00	-50,000.00	-50,000.00	-50,000.00
56406420	54835	CtyGolf Ps	-65,000.00	-65,000.00	-65,000.00	-65,000.00
56406420	54840	Drvg Range	-67,000.00	-67,000.00	-70,000.00	-70,000.00
56406420	54850	Cart Rent	-280,000.00	-280,000.00	-280,000.00	-280,000.00
56406420	54860	Glf Lesson	-6,000.00	-6,000.00	-6,000.00	-6,000.00
56406420	57010	Food Sale	-39,000.00	-39,000.00	-39,000.00	-39,000.00
56406420	57020	Bev Sale	-65,000.00	-65,000.00	-65,000.00	-65,000.00
56406420	57030	SftDk Sale	-27,000.00	-27,000.00	-27,000.00	-27,000.00
56406420	57040	Pro Shop	-125,000.00	-125,000.00	-125,000.00	-125,000.00
56406420	57050	Tx on Sale	-180.00	-180.00	-180.00	-180.00
56406420	57114	Equip Sale	-820.00	-820.00	-820.00	-820.00
56406420	57985	Cash StOvr	-100.00	-100.00	-100.00	-100.00
56406420	57990	Misc Rev	-17,500.00	-17,500.00	-17,500.00	-17,500.00
56406420	61100	Salary FT	332,409.84	342,382.14	352,653.60	363,233.21
56406420	61130	Salary SN	197,760.00	203,692.80	209,803.58	216,097.69
56406420	61150	Salary OT	16,480.00	16,974.40	17,483.63	18,008.14
56406420	62100	Dental Enh	638.12	676.41	716.99	760.01
56406420	62110	Group Life	272.00	272.00	272.00	272.00
56406420	62111	Enh Vision	415.00	415.00	415.00	415.00
56406420	62113	BCBS 60/12	31,800.00	33,708.00	35,730.48	37,874.31
56406420	62114	BCBS HSA	14,382.08	15,245.00	16,159.71	17,129.29
56406420	62115	RHS Contrb	4,500.00	4,500.00	4,500.00	4,500.00
56406420	62116	HSA City	2,100.00	2,100.00	2,100.00	2,100.00
56406420	62117	DentalPPO	1,056.82	1,120.23	1,187.44	1,258.69
56406420	62118	ID Protect	98.88	101.85	104.90	108.05
56406420	62120	IMRF	30,557.01	31,473.72	32,417.93	33,390.47
56406420	62130	FICA	32,585.08	33,562.63	34,569.51	35,606.60
56406420	62140	Medicare	7,623.03	7,851.72	8,087.27	8,329.89
56406420	62170	UniformAll	1,800.00	1,800.00	1,800.00	1,800.00
56406420	62990	Othr Ben	3,600.00	3,600.00	3,600.00	3,600.00
56406420	70095	CC Fees	26,000.00	27,000.00	27,000.00	28,000.00
56406420	70420	Rentals	2,500.00	2,500.00	2,500.00	2,500.00
56406420	70430	MFD Lease	1,000.00	1,000.00	1,000.00	1,000.00
56406420	70510	RepMaint B	6,000.00	6,000.00	6,000.00	6,000.00
56406420	70520	RepMaint V	4,386.00	4,473.72	4,563.19	4,654.46
56406420	70530	RepMaint O	10,000.00	10,000.00	10,000.00	10,000.00
56406420	70540	RepMt Othr	4,284.00	4,369.68	4,457.07	4,546.22
56406420	70542	RepMaintNF	48,000.00	48,000.00	48,000.00	48,000.00
56406420	70590	Oth Repair	133,000.00	133,000.00	133,000.00	133,000.00
56406420	70610	Advertise	12,000.00	12,000.00	12,000.00	12,000.00
56406420	70631	Dues	3,000.00	3,000.00	3,000.00	3,000.00
56406420	70632	Pro Develp	250.00	250.00	250.00	250.00
56406420	70702	WC Prem	2,639.18	2,718.36	2,799.91	2,883.91
56406420	70703	Liab Prem	6,057.17	6,238.89	6,426.05	6,618.83
56406420	70704	Prop Prem	4,837.42	4,982.55	5,132.02	5,285.98

# CITY OF BLOOMINGTON, IL

## PROJECTION 20265 / BUDGET ENTRY FUTURE YRS REPORT

ORG	OBJECT PROJ	DESC	2027	2028	2029	2030
56406420	70712	WC Claim	15,966.36	16,445.35	16,938.71	17,446.87
56406420	70713	Liab Claim	1,140.45	1,174.67	1,209.91	1,246.21
56406420	70714	Prop Claim	1,425.57	1,468.33	1,512.38	1,557.76
56406420	70720	Ins Admin	2,682.67	2,763.15	2,846.04	2,931.42
56406420	71010	Off Supp	100.00	100.00	100.00	100.00
56406420	71017	Postage	50.00	50.00	50.00	50.00
56406420	71024	Janit Supp	2,000.00	2,000.00	2,000.00	2,000.00
56406420	71030	UniformSup	200.00	200.00	200.00	200.00
56406420	71070	Fuel	18,866.43	19,243.76	19,628.63	20,021.21
56406420	71190	Other Supp	20,000.00	20,000.00	20,000.00	20,000.00
56406420	71310	Natural Gs	7,350.00	7,350.00	7,350.00	7,350.00
56406420	71320	Electricity	39,500.00	41,000.00	42,750.00	44,400.00
56406420	71330	Water	22,610.00	23,500.00	24,500.00	25,500.00
56406420	71340	Telecom	12,000.00	12,000.00	12,000.00	12,000.00
56406420	71750	Beverages	23,000.00	23,000.00	23,000.00	23,000.00
56406420	71760	Sft Drinks	15,000.00	15,000.00	15,000.00	15,000.00
56406420	71770	Snack Shop	15,000.00	15,000.00	15,000.00	15,000.00
56406420	71780	Pro Shop	100,000.00	100,000.00	100,000.00	100,000.00
56406420	72130	CO Lcn Veh	.00	.00	65,540.00	.00
56406420	72140	CO Other	125,000.00	25,000.00	.00	.00
56406420	79196	ContrbtoFB	.00	46,514.35	18,865.53	.00
56406420	89111	To GenAdm	39,410.00	40,592.00	41,810.00	43,064.00
TOTAL <i>The Den at Fox Creek Golf</i>			-125,193.57	35,810.71	63,431.48	-377,562.77
TOTAL REVENUE			-1,528,526.68	-1,341,600.00	-1,354,600.00	-1,740,652.99
TOTAL EXPENSE			1,403,333.11	1,377,410.71	1,418,031.48	1,363,090.22
GRAND TOTAL			-125,193.57	35,810.71	63,431.48	-377,562.77

# BLOOMINGTON ARENA 5710

## Purpose

The Bloomington Arena building is located at 101 South Madison Street and is owned and operated by the City. The Arena holds up to 8,000 guests for concerts and 6,600 guests for football and hockey. The facility has 24 private suites, 2 rental group suites, and a sports bar/ restaurant. The complex includes the adjoining Bloomington Ice Center (construction cost \$5.8 million) and a parking structure (construction cost \$3.3 million), with an overall construction cost for all three facilities of \$38.6 million.

It has hosted an array of events, including concerts, sporting events, family shows, ice shows, motorsports, and trade shows. In addition, the facility has hosted local high school graduation ceremonies, Back to School Alliance Backpack Day, the Chamber of Commerce Business Showcase, Illinois High School Association regional and state tournaments, City of Bloomington Wellness Fair, and a variety of private meetings.

The Arena budget tracks the operational costs incurred by the city, including operations previously managed by VenuWorks.

## History

U.S. Cellular Coliseum opened in April 2006 and was built at a cost of \$29.5 million to expand the entertainment options available in the Bloomington/Normal area. In 2017, a new naming rights contract with Grossinger Motors was signed, and the building was renamed the Grossinger Motors Arena as of July 1, 2017. Since 2017, Grossinger Motors has changed ownership and is now known as Leader Auto. The naming agreements has been terminated per mutual agreement and the building is known as Bloomington Arena.

A 10-year contract between CIAM and the City of Bloomington expired on April 1, 2016. A new management company, VenuWorks, operated the Arena on an interim basis from April 1, 2016, through June 30, 2016, and a new management contract with VenuWorks went into effect on July 1, 2016. The City and VenuWorks mutually agreed to terminate the management contract effective June 30, 2020. The City has operated the venue since then.

2014A and 2014B General Obligation Refunding Bonds were issued to refund the Series 2004 Coliseum Taxable General Obligation Bond, which will save the city \$8,863,375 in interest savings over the life of the bonds.

## FY 2026 Budget & Program Highlights

The Arena has seven goals that are used each year to determine budget priorities:

Goal 1: Financial Stability – Manage the Arena in a fiscally responsible manner while maintaining operational satisfaction and expectations to industry standards

Goal 2: Service Mix – Ensure that the Arena will provide a range of special events that will appeal to a diverse group of patrons

Goal 3: Partnership – Continue to maintain strong relationships with the Convention and Visitors Bureau as well as other various community entities to bring concerts, conventions, and special events to the Arena

Goal 4: Communication – Maintain clear lines of communication within the stakeholder City departments (Parks, Rec, and Cultural Resources, Economic Development) to ensure transition to a City run Arena is relatively seamless

Goal 5: Technology – To keep up with the latest technology trends within the facility management industry, and to utilize this technology when possible and practical to be more proficient in our work and services for our customers

Goal 6: Human Resources – Continuous monitoring of job duties and tasks and ensure all staff are properly classified and compensated

Goal 7: Tradition – Create and establish new traditions within the Arena

### What We Accomplished in FY 2025

- The Bloomington Bison, an East Coast Hockey League (ECHL) Team began play in October 2024
- Hosted multiple concerts/shows/events
- Hosted high school graduation ceremonies
- Hosted IHSA championships in cheerleading, dance, and wrestling
- Construction underway replace the Roof Top HVAC Units for the building
- Regular Ice Plant maintenance.

### Budgetary Fund Balance

Bloomington Arena	FY 2024 (audited)	FY 2025 (Projected)	FY 2026 (Projected)
<b>Budgetary Fund Balance</b>	-\$427,491	-\$927,491	-\$927,491

\*Showing a negative fund balance as the Roof Top HVAC Unit Project has over a \$1,000,000 in contingency funds included. After the project is completed, if needed, a transfer from the General Fund would be processed to zero out any negative fund balance.

### Challenges

- Since the Arena was constructed in 2004, the City will continue to incur expenses for capital maintenance of the facility over the next few years.
- The economy plays an important role in the performance of the Arena and affects all aspects of the venue, from shows to expenses.

# CITY OF BLOOMINGTON, IL

## NEXT YEAR / CURRENT YEAR BUDGET ANALYSIS

PROJECTION: 20265 FY 2026 BUDGET MASTER LEVEL 5							
ACCOUNTS FOR:							
Arena Fund	2024 ACTUAL	2025 ORIG BUD	2025 REVISED BUD	2025 ACTUAL	2025 PROJECTION	2026 ADOPTED	PCT CHANGE
57107110 Arena City							
57107110 40000 Use Fund B	.00	-278,934.11	-278,934.11	.00	-500,000.00	.00	.0%
57107110 50014 Hm Rule Tx	-1,856,804.42	-1,939,440.00	-1,939,440.00	-1,939,440.00	-1,939,440.00	-1,962,990.70	1.2%
57107110 55990 Othr Pnlty	-25.00	.00	.00	.00	.00	.00	.0%
57107110 56010 Int Income	-145,941.73	-120,000.00	-120,000.00	-204,324.04	-200,000.00	-20,000.00	-83.3%
57107110 56110 UR GainLs	.00	-6,519.30	-6,519.30	.00	-6,519.30	-6,519.30	.0%
57107110 57985 Cash StOvr	3.00	.00	.00	.00	.00	.00	.0%
57107110 61100 Salary FT	93,884.03	94,869.00	94,869.00	76,210.36	95,915.69	94,869.00	.0%
57107110 61130 Salary SN	.00	11,520.00	11,520.00	247.12	.00	12,800.00	11.1%
57107110 61150 Salary OT	12,332.75	21,560.00	21,560.00	9,530.06	6,355.49	24,640.00	14.3%
57107110 62100 Dental Enh	225.45	.00	.00	457.72	588.31	602.00	.0%
57107110 62110 Group Life	69.45	68.00	68.00	54.80	67.60	68.00	.0%
57107110 62111 Enh Vision	158.14	157.00	157.00	122.48	156.94	157.00	.0%
57107110 62113 BCBS 60/12	140.76	.00	.00	70.69	.00	.00	.0%
57107110 62120 IMRF	7,433.58	8,604.29	8,604.29	6,325.74	7,497.43	8,760.00	1.8%
57107110 62130 FICA	6,614.52	7,923.96	7,923.96	5,280.34	6,344.16	8,157.00	2.9%
57107110 62140 Medicare	1,546.96	1,853.66	1,853.66	1,234.91	1,483.78	1,908.00	2.9%
57107110 62170 UniformAll	900.00	900.00	900.00	900.00	900.00	.00	.0%
57107110 62990 Othr Ben	.00	.00	.00	30.00	.00	900.00	.0%
57107110 70090 Audit Sv	23,050.00	24,000.00	24,000.00	23,919.00	24,000.00	25,000.00	4.2%
57107110 70220 Oth PT sv	1,670.92	50,000.00	50,000.00	.00	.00	50,000.00	.0%
57107110 70510 RepMaint B	85,703.65	100,000.00	100,000.00	69,907.06	100,000.00	100,000.00	.0%
57107110 70520 RepMaint V	68.56	3,000.00	3,000.00	.00	4,500.00	3,000.00	.0%
57107110 70540 RepMt Othr	159,357.19	100,000.00	100,000.00	81,910.92	100,000.00	100,000.00	.0%
57107110 70690 Purch Serv	850.00	.00	.00	.00	.00	.00	.0%
57107110 70702 WC Prem	715.00	687.88	687.88	687.88	687.88	595.81	-13.4%
57107110 70703 Liab Prem	1,177.30	1,205.88	1,205.88	1,205.88	1,205.88	1,367.45	13.4%
57107110 70704 Prop In Pr	833.63	911.72	911.72	911.72	911.72	1,092.08	19.8%
57107110 70712 WC Claim	4,044.97	3,733.43	3,733.43	3,733.43	3,733.43	3,497.00	-6.3%
57107110 70713 Liab Claim	274.24	262.00	262.00	262.00	262.00	249.79	-4.7%
57107110 70714 Prop Claim	274.24	262.00	262.00	262.00	262.00	312.23	19.2%
57107110 70720 Ins Admin	700.61	640.66	640.66	640.66	640.66	605.63	-5.5%
57107110 71190 Other Supp	49,849.84	.00	.00	.00	.00	.00	.0%
57107110 72130 CO Lcn Veh	42,949.88	.00	.00	.00	.00	.00	.0%
57107110 72140 CO Other	85,559.01	1,474,373.32	1,458,473.32	1,095,266.67	1,165,006.67	22,500.00	-98.5%
57107110 72520 Buildings	6,690,600.00	50,000.00	50,000.00	16,800.00	50,000.00	415,000.00	730.0%
57107110 73401 Lease Prin	213,864.60	210,959.72	210,959.72	167,294.86	210,959.72	192,589.24	-8.7%
57107110 73701 Lease Int	16,163.24	10,267.73	10,267.73	4,611.67	10,267.73	4,694.45	-54.3%
57107110 85100 Fm General	-4,690,600.00	-2,000,000.00	-2,000,000.00	-2,000,000.00	-2,500,000.00	-1,843,877.94	-7.8%
57107110 89111 To GenAdm	73,208.44	88,578.72	88,578.72	88,578.72	88,578.72	178,530.00	101.5%
57107110 89306 To 04 Csmb	1,856,804.42	1,939,440.00	1,939,440.00	1,939,440.00	1,939,440.00	1,962,990.70	1.2%
TOTAL Arena City	2,737,657.23	-139,114.44	-155,014.44	-547,867.35	-1,326,193.49	-618,502.56	299.0%
57107120 Arena Venue							
57107120 54430 Fac Rntl	-246,362.63	-360,000.00	-360,000.00	-241,666.33	-360,000.00	-400,000.00	11.1%

# CITY OF BLOOMINGTON, IL

## NEXT YEAR / CURRENT YEAR BUDGET ANALYSIS

PROJECTION: 20265 FY 2026 BUDGET MASTER LEVEL 5

ACCOUNTS FOR:			2024	2025	2025	2025	2025	2026	PCT
Arena	Fund		ACTUAL	ORIG BUD	REVISED BUD	ACTUAL	PROJECTION	ADOPTED	CHANGE
57107120	54941	Club Membr	.00	-2,500.00	-2,500.00	.00	.00	.00	.0%
57107120	54942	Suites	.00	-175,000.00	-175,000.00	.00	-30,000.00	-125,000.00	-28.6%
57107120	54944	Sponsorshp	-2,000.00	.00	.00	.00	-5,000.00	-15,000.00	.0%
57107120	54945	NamingRgts	.00	-300,000.00	-300,000.00	.00	.00	-260,000.00	-13.3%
57107120	54946	PkgDckInc	-55,220.00	.00	.00	-60,993.88	-62,500.00	-67,500.00	.0%
57107120	54948	SelfPromte	-2,031.00	-17,500.00	-17,500.00	-9,637.00	-17,500.00	-20,000.00	14.3%
57107120	54949	NetMerch	-38,617.83	-17,500.00	-17,500.00	-20,170.45	-30,000.00	-32,500.00	85.7%
57107120	54965	MerchComm	.00	-20,000.00	-20,000.00	-3,856.67	.00	.00	.0%
57107120	54971	BxOfFacFee	-1,551,870.12	-2,600,000.00	-2,600,000.00	-969,326.93	-1,100,000.00	-1,750,000.00	-32.7%
57107120	54973	BO Fees	-14,116.28	-40,000.00	-40,000.00	-82,832.77	-91,402.36	-45,000.00	12.5%
57107120	54976	BkstgCatsI	-1,500.00	-5,000.00	-5,000.00	.00	.00	.00	.0%
57107120	54981	CatFBComm	-2,794.75	.00	.00	.00	.00	.00	.0%
57107120	57010	Food Sale	-188,640.70	-450,000.00	-450,000.00	-315,056.35	-450,000.00	-500,000.00	11.1%
57107120	57021	NABevSales	-157,900.88	-150,000.00	-150,000.00	-219,051.47	-175,000.00	-200,000.00	33.3%
57107120	57022	Beer Sales	.00	-300,000.00	-300,000.00	34,131.07	.00	.00	.0%
57107120	57023	Wine Sales	.00	-12,500.00	-12,500.00	.00	.00	.00	.0%
57107120	57024	LiquorSale	.00	-65,000.00	-65,000.00	.00	.00	.00	.0%
57107120	57025	ALCSALES	-175,638.61	.00	.00	-413,024.33	-420,000.00	-450,000.00	.0%
57107120	57035	Concession	-8.00	.00	.00	.00	.00	.00	.0%
57107120	57050	Tx on Sale	-421.00	.00	.00	-542.63	.00	.00	.0%
57107120	57985	Cash StOvr	-1,676.31	.00	.00	-17.66	.00	.00	.0%
57107120	57990	Misc Rev	-5,205.57	-1,500.00	-1,500.00	-23,095.11	-21,000.00	-1,500.00	.0%
57107120	61100	Salary FT	429,734.88	574,429.00	574,429.00	447,564.21	562,096.04	584,022.00	1.7%
57107120	61130	Salary SN	695,892.57	334,000.00	334,000.00	729,528.89	900,000.00	1,095,000.00	227.8%
57107120	61150	Salary OT	55,266.98	20,000.00	20,000.00	48,199.71	80,000.00	22,500.00	12.5%
57107120	61190	Othr Salry	6,103.76	.00	.00	.00	.00	.00	.0%
57107120	62100	Dental Enh	406.11	772.00	772.00	.00	.00	.00	.0%
57107120	62109	ENH HMO	25.54	.00	.00	.00	.00	.00	.0%
57107120	62110	Group Life	397.19	476.00	476.00	383.60	476.00	476.00	.0%
57107120	62111	Enh Vision	304.29	305.00	305.00	352.56	500.00	462.00	51.5%
57107120	62113	BCBS 60/12	14,224.64	27,958.00	27,958.00	5,626.17	8,000.00	7,066.00	-74.7%
57107120	62114	BCBS HSA	31,175.59	25,291.00	25,291.00	44,708.02	61,000.00	60,800.00	140.4%
57107120	62116	HSA City	9,246.62	5,600.00	5,600.00	.00	9,000.00	9,000.00	60.7%
57107120	62117	DentalPPO	410.18	.00	.00	1,079.86	1,392.00	1,392.00	.0%
57107120	62118	ID Protect	95.76	.00	.00	256.27	315.00	288.00	.0%
57107120	62120	IMRF	38,478.36	45,780.50	45,780.50	43,918.10	54,814.00	54,814.00	19.7%
57107120	62130	FICA	72,451.71	56,328.00	56,328.00	79,916.27	100,000.00	122,404.00	117.3%
57107120	62140	Medicare	16,944.21	13,176.00	13,176.00	18,689.78	25,000.00	28,632.00	117.3%
57107120	62150	UnEmpl Ins	.00	.00	.00	1,380.00	.00	.00	.0%
57107120	62160	Work Comp	.00	.00	.00	-2,450.22	.00	.00	.0%
57107120	62990	Othr Ben	4,394.52	4,800.00	4,800.00	5,240.02	7,500.00	7,500.00	56.3%
57107120	70093	Bank Fees	.00	700.00	700.00	.00	.00	.00	.0%
57107120	70095	CC Fees	31,620.31	10,000.00	10,000.00	62,002.21	52,000.00	60,000.00	500.0%
57107120	70098	PyrlSvcFee	.00	1,000.00	1,000.00	.00	.00	.00	.0%

# CITY OF BLOOMINGTON, IL

## NEXT YEAR / CURRENT YEAR BUDGET ANALYSIS

PROJECTION: 20265 FY 2026 BUDGET MASTER LEVEL 5									
ACCOUNTS FOR:			2024	2025	2025	2025	2025	2026	PCT
Arena Fund			ACTUAL	ORIG BUD	REVISED BUD	ACTUAL	PROJECTION	ADOPTED	CHANGE
57107120	70220	Oth PT Sv	53,219.96	35,000.00	35,000.00	42,523.35	55,000.00	60,000.00	71.4%
57107120	70221	Outsvcs	20,308.67	30,000.00	30,000.00	3,559.84	1,000.00	5,000.00	-83.3%
57107120	70227	TalentExp	991,530.22	1,750,000.00	1,750,000.00	704,533.67	800,000.00	750,000.00	-57.1%
57107120	70228	SoundLight	66,368.98	75,000.00	75,000.00	22,323.65	50,000.00	65,000.00	-13.3%
57107120	70230	SecurityEx	94,579.48	65,000.00	65,000.00	8,027.39	15,000.00	20,000.00	-69.2%
57107120	70235	TxmstrFees	4,017.00	30,000.00	30,000.00	.00	.00	.00	.0%
57107120	70324	Promodisc	.00	25,000.00	25,000.00	.00	.00	.00	.0%
57107120	70415	PestCntrl	5,991.74	4,500.00	4,500.00	4,864.80	4,750.00	5,000.00	11.1%
57107120	70421	EquipRentl	2,061.73	20,000.00	20,000.00	800.00	10,000.00	15,000.00	-25.0%
57107120	70430	MFD LEASE	1,273.37	1,200.00	1,200.00	1,276.22	1,300.00	1,300.00	8.3%
57107120	70515	BldgMaint	21,734.12	45,000.00	45,000.00	9,537.41	35,000.00	35,000.00	-22.2%
57107120	70525	AutoExp	.00	3,000.00	3,000.00	.00	3,000.00	3,000.00	.0%
57107120	70530	RepMaint O	14,117.99	65,000.00	65,000.00	3,917.95	10,000.00	25,000.00	-61.5%
57107120	70540	RepMt Othr	21,283.31	6,500.00	22,400.00	18,855.60	5,000.00	5,000.00	-77.7%
57107120	70543	RepMntEquip	37,053.82	45,000.00	45,000.00	38,773.85	45,000.00	45,000.00	.0%
57107120	70608	EventAdv	98,373.92	125,000.00	125,000.00	65,228.56	85,000.00	110,000.00	-12.0%
57107120	70610	Advertise	878.12	.00	.00	.00	.00	.00	.0%
57107120	70611	PrintBind	4,061.76	25,000.00	25,000.00	5,080.70	10,000.00	12,500.00	-50.0%
57107120	70616	LicPermits	2,585.50	6,500.00	6,500.00	4,351.22	2,000.00	3,000.00	-53.8%
57107120	70631	Dues	42,390.76	7,500.00	7,500.00	20,922.00	4,500.00	5,500.00	-26.7%
57107120	70632	Pro Develp	9,405.06	17,500.00	17,500.00	7,554.93	12,500.00	12,500.00	-28.6%
57107120	70637	Transprt	.00	.00	.00	20.00	.00	.00	.0%
57107120	70641	Temp Sv	109,827.96	85,000.00	85,000.00	130,482.81	40,000.00	40,000.00	-52.9%
57107120	70656	TrashRemov	8,603.25	15,000.00	15,000.00	7,848.20	12,500.00	15,000.00	.0%
57107120	70690	Purch Serv	4,615.11	5,500.00	5,500.00	16,431.24	10,000.00	5,500.00	.0%
57107120	70702	WC Prem	4,824.70	5,173.08	5,173.08	5,173.08	5,173.08	8,942.84	72.9%
57107120	70703	Liab Prem	7,944.23	9,068.57	9,068.57	9,068.57	9,068.57	20,524.64	126.3%
57107120	70704	Prop Prem	5,625.25	6,856.43	6,856.43	6,856.43	6,856.43	16,391.54	139.1%
57107120	70712	WC Claim	27,294.88	28,076.61	28,076.61	28,076.61	28,076.61	52,487.91	86.9%
57107120	70713	Liab Claim	1,850.50	1,970.29	1,970.29	1,970.29	1,970.29	3,749.14	90.3%
57107120	70714	Prop Claim	1,850.50	1,970.29	1,970.29	1,970.29	1,970.29	4,686.42	137.9%
57107120	70720	Ins Admin	4,727.60	4,817.94	4,817.94	4,817.94	4,817.94	9,090.19	88.7%
57107120	71010	Off Supp	3,057.15	5,000.00	5,000.00	2,854.98	5,000.00	5,000.00	.0%
57107120	71013	com Supp	1,067.71	2,000.00	2,000.00	482.34	5,000.00	5,000.00	150.0%
57107120	71017	Postage	.00	5,000.00	5,000.00	142.49	2,500.00	3,000.00	-40.0%
57107120	71024	Janit Supp	30,387.97	35,000.00	35,000.00	28,861.03	30,000.00	32,500.00	-7.1%
57107120	71025	FBChemPG	3,783.11	20,000.00	20,000.00	528.25	5,000.00	5,000.00	-75.0%
57107120	71030	UniformSup	7,077.50	13,000.00	13,000.00	4,143.00	6,500.00	9,000.00	-30.8%
57107120	71037	FBEqpsmwr	10,023.21	2,500.00	2,500.00	9,468.47	7,500.00	7,500.00	200.0%
57107120	71062	NABevCOGS	47,267.99	72,500.00	72,500.00	67,745.80	77,500.00	85,000.00	17.2%
57107120	71063	FoodCOGS	160,821.72	160,000.00	160,000.00	159,352.92	115,000.00	135,000.00	-15.6%
57107120	71064	BeerCOGS	45,588.70	100,000.00	100,000.00	80,034.25	75,000.00	80,000.00	-20.0%
57107120	71065	wineCOGS	.00	6,000.00	6,000.00	324.00	.00	.00	.0%
57107120	71066	LiqCOGS	11,417.53	25,000.00	25,000.00	24,752.17	37,500.00	40,000.00	60.0%

# CITY OF BLOOMINGTON, IL

## NEXT YEAR / CURRENT YEAR BUDGET ANALYSIS

PROJECTION: 20265 FY 2026 BUDGET MASTER LEVEL5

### ACCOUNTS FOR:

Arena Fund	2024 ACTUAL	2025 ORIG BUD	2025 REVISED BUD	2025 ACTUAL	2025 PROJECTION	2026 ADOPTED	PCT CHANGE
57107120 71070 Fuel	61.31	.00	.00	153.29	198.87	672.61	.0%
57107120 71073 FuelNonCit	15.80	1,000.00	1,000.00	.00	200.00	250.00	-75.0%
57107120 71190 Other Supp	4,473.02	4,000.00	4,000.00	17,719.57	15,000.00	17,500.00	337.5%
57107120 71195 OthrSupply	11,592.35	15,000.00	15,000.00	12,390.07	16,000.00	20,000.00	33.3%
57107120 71315 NaturalGas	52,455.94	62,500.00	62,500.00	40,674.24	60,000.00	63,000.00	.8%
57107120 71325 Electric	349,021.00	320,000.00	320,000.00	319,342.98	377,600.00	385,152.00	20.4%
57107120 71335 Water	35,741.54	46,550.00	46,550.00	42,021.03	51,205.00	68,256.27	46.6%
57107120 71340 Telecom	13,603.28	25,000.00	25,000.00	7,643.24	7,500.00	8,500.00	-66.0%
57107120 71341 PhoneFax	11,934.75	7,500.00	7,500.00	11,344.23	12,500.00	13,500.00	80.0%
57107120 79991 MiscEvtExp	11,320.89	15,000.00	15,000.00	5,495.00	3,000.00	3,500.00	-76.7%
57107120 89111 To GenAdm	48,997.16	47,315.73	47,315.73	47,315.73	47,315.73	89,143.00	88.4%
TOTAL Arena Venue	1,491,278.66	139,114.44	155,014.44	1,218,890.62	1,326,193.49	618,502.56	299.0%
TOTAL Arena Fund	4,228,935.89	.00	.00	671,023.27	.00	.00	.0%
TOTAL REVENUE	-9,137,371.83	-8,861,393.41	-8,861,393.41	-6,468,904.55	-7,908,361.66	-7,699,887.94	.0%
TOTAL EXPENSE	13,366,307.72	8,861,393.41	8,861,393.41	7,139,927.82	7,908,361.66	7,699,887.94	.0%
GRAND TOTAL	4,228,935.89	.00	.00	671,023.27	.00	.00	.0%

# CITY OF BLOOMINGTON, IL

## PROJECTION 20265 / BUDGET ENTRY FUTURE YRS REPORT

ORG	OBJECT PROJ	DESC	2027	2028	2029	2030
57107110	Arena	<i>Facilities</i>				
57107110	50014	Hm Rule Tx	-2,118,077.50	-2,210,477.50	-1,674,305.00	-1,747,956.20
57107110	56010	Int Income	-10,000.00	-10,000.00	-10,000.00	-10,000.00
57107110	56110	UR GainLs	-6,519.28	-6,519.38	-6,519.31	-6,519.52
57107110	61100	Salary FT	97,715.07	100,646.52	103,665.92	106,775.90
57107110	61130	Salary SN	13,184.00	13,579.52	13,986.91	14,406.51
57107110	61150	Salary OT	25,379.20	26,140.58	26,924.79	27,732.54
57107110	62100	Dental Enh	638.12	676.41	716.99	760.01
57107110	62110	Group Life	68.00	68.00	68.00	68.00
57107110	62111	Enh Vision	157.00	157.00	157.00	157.00
57107110	62120	IMRF	9,285.60	9,842.74	10,433.30	11,059.30
57107110	62130	FICA	8,646.42	9,165.21	9,715.12	10,298.02
57107110	62140	Medicare	2,022.48	2,143.83	2,272.46	2,408.81
57107110	62170	UniformAll	900.00	900.00	900.00	900.00
57107110	62990	Othr Ben	.00	.00	.00	.00
57107110	70090	Audit Sv	26,000.00	27,000.00	28,000.00	29,000.00
57107110	70220	Oth PT Sv	51,500.00	53,045.00	54,636.00	56,275.00
57107110	70510	RepMaint B	103,000.00	106,090.00	109,273.00	112,551.00
57107110	70520	RepMaint V	4,500.00	4,590.00	4,681.80	4,775.44
57107110	70540	RepMt Othr	103,000.00	106,090.00	109,273.00	112,551.00
57107110	70702	WC Prem	613.69	632.10	651.06	670.59
57107110	70703	Liab Prem	1,408.47	1,450.73	1,494.25	1,539.08
57107110	70704	Prop In Pr	1,124.85	1,158.59	1,193.35	1,229.15
57107110	70712	WC Claim	3,601.91	3,709.96	3,821.26	3,935.90
57107110	70713	Liab Claim	257.28	265.00	272.95	281.14
57107110	70714	Prop Claim	321.60	331.25	341.18	351.42
57107110	70720	Ins Admin	623.80	642.51	661.79	681.64
57107110	72140	CO other	482,915.16	200,000.00	505,200.00	.00
57107110	72520	Buildings	1,000,000.00	775,000.00	550,000.00	50,000.00
57107110	73401	Lease Prin	50,252.65	8,991.19	.00	.00
57107110	73701	Lease Int	754.33	71.99	.00	.00
57107110	85100	Fm General	-2,761,370.17	-2,266,939.30	-2,395,260.77	-1,388,529.90
57107110	89111	To GenAdm	183,886.00	189,403.00	195,085.00	200,938.00
57107110	89306	To 04 CsmB	2,118,077.50	2,210,477.50	1,674,305.00	1,747,956.25
TOTAL Arena City <i>Facilities</i>			-606,133.82	-641,667.55	-678,354.95	-655,703.92
57107120	Arena	<i>Entertainment</i>				
57107120	54430	Fac Rntl	-400,000.00	-400,000.00	-400,000.00	-460,000.00
57107120	54942	Suites	-125,000.00	-125,000.00	-125,000.00	-125,000.00
57107120	54944	Sponsorshp	-15,000.00	-15,000.00	-15,000.00	-15,000.00
57107120	54945	NamingRgts	-260,000.00	-260,000.00	-260,000.00	-260,000.00
57107120	54946	PkgDckInc	-67,500.00	-67,500.00	-67,500.00	-67,500.00
57107120	54948	SelfPromte	-20,000.00	-20,000.00	-20,000.00	-20,000.00
57107120	54949	NetMerch	-32,500.00	-32,500.00	-32,500.00	-32,500.00
57107120	54971	BxOfFacFee	-1,820,000.00	-1,892,800.00	-1,968,512.00	-2,047,252.40
57107120	54973	BO Fees	-45,000.00	-45,000.00	-45,000.00	-45,000.00
57107120	57010	Food Sale	-520,000.00	-540,800.00	-562,432.00	-584,929.28
57107120	57021	NABevSales	-208,000.00	-216,320.00	-224,972.80	-233,971.71
57107120	57025	ALCSALES	-468,000.00	-486,720.00	-506,188.80	-526,436.35

# CITY OF BLOOMINGTON, IL

## PROJECTION 20265 / BUDGET ENTRY FUTURE YRS REPORT

ORG	OBJECT PROJ	DESC	2027	2028	2029	2030
57107120	57990	Misc Rev	-1,500.00	-1,500.00	-1,500.00	-1,500.00
57107120	61100	Salary FT	601,542.66	619,588.94	638,176.61	657,321.91
57107120	61130	Salary SN	1,127,850.00	1,161,685.50	1,196,536.07	1,232,432.15
57107120	61150	Salary OT	23,175.00	23,870.25	24,586.36	25,323.95
57107120	62110	Group Life	476.00	476.00	476.00	476.00
57107120	62111	Enh Vision	462.00	462.00	462.00	462.00
57107120	62113	BCBS 60/12	7,489.96	7,939.36	8,415.72	8,920.66
57107120	62114	BCBS HSA	64,448.00	68,314.88	72,413.77	76,758.60
57107120	62116	HSA City	9,000.00	9,000.00	9,000.00	9,000.00
57107120	62117	DentalPPO	1,475.52	1,564.05	1,657.89	1,757.37
57107120	62118	ID Protect	296.64	305.54	314.71	324.15
57107120	62120	IMRF	56,458.42	58,152.17	59,896.74	61,693.64
57107120	62130	FICA	126,076.12	129,858.40	133,754.16	137,766.78
57107120	62140	Medicare	29,490.96	30,375.69	31,286.96	32,225.57
57107120	62990	Othr Ben	7,500.00	7,500.00	7,500.00	7,500.00
57107120	70095	CC Fees	60,000.00	62,400.00	64,896.00	67,491.84
57107120	70220	Oth PT Sv	60,000.00	62,400.00	64,896.00	67,491.84
57107120	70221	Outsvcs	5,000.00	5,200.00	5,408.00	5,624.32
57107120	70227	TalentExp	750,000.00	780,000.00	811,200.00	843,648.00
57107120	70228	SoundLight	65,000.00	67,600.00	70,304.00	73,116.16
57107120	70230	SecurityEx	20,000.00	20,800.00	21,632.00	22,497.28
57107120	70415	PestCntrl	5,000.00	5,200.00	5,408.00	5,624.32
57107120	70421	EquipRentl	15,000.00	15,600.00	16,224.00	16,872.96
57107120	70430	MFD LEASE	1,300.00	1,300.00	1,300.00	1,300.00
57107120	70515	BldgMaint	35,000.00	36,400.00	37,856.00	39,370.24
57107120	70525	AutoExp	3,000.00	3,120.00	3,244.80	3,374.59
57107120	70530	RepMaint O	25,000.00	26,000.00	27,040.00	28,121.60
57107120	70540	RepMt Othr	5,000.00	5,200.00	5,408.00	5,624.32
57107120	70543	RepMntEquip	45,000.00	46,800.00	48,672.00	50,618.88
57107120	70608	EventAdv	110,000.00	114,400.00	118,976.00	123,735.04
57107120	70611	PrintBind	12,500.00	13,000.00	13,520.00	14,060.80
57107120	70616	LicPermits	3,000.00	3,120.00	3,244.80	3,374.59
57107120	70631	Dues	5,500.00	5,720.00	5,948.80	6,186.75
57107120	70632	Pro Develp	12,500.00	13,000.00	13,520.00	14,060.80
57107120	70641	Temp Sv	40,000.00	41,600.00	43,264.00	44,994.56
57107120	70656	TrashRemov	15,000.00	15,600.00	16,224.00	16,872.96
57107120	70690	Purch Serv	5,500.00	5,720.00	5,948.80	6,186.75
57107120	70702	WC Prem	9,211.12	9,487.46	9,772.08	10,065.24
57107120	70703	Liab Prem	21,140.38	21,774.59	22,427.83	23,100.67
57107120	70704	Prop Prem	16,883.29	17,389.79	17,911.48	18,448.83
57107120	70712	WC Claim	54,062.55	55,684.43	57,354.96	59,075.61
57107120	70713	Liab Claim	3,861.61	3,977.46	4,096.78	4,219.69
57107120	70714	Prop Claim	4,827.01	4,971.82	5,120.98	5,274.61
57107120	70720	Ins Admin	9,362.89	9,643.78	9,933.09	10,231.09
57107120	71010	Off Supp	5,000.00	5,200.00	5,408.00	5,624.32
57107120	71013	Com Supp	5,000.00	5,200.00	5,408.00	5,624.32
57107120	71017	Postage	3,000.00	3,120.00	3,244.80	3,374.59
57107120	71024	Janit Supp	32,500.00	33,800.00	35,152.00	36,558.08
57107120	71025	FBChemPG	5,000.00	5,200.00	5,408.00	5,624.32
57107120	71030	UniformSup	9,000.00	9,360.00	9,734.40	10,123.78
57107120	71037	FBEqSmwr	7,500.00	7,800.00	8,112.00	8,436.48
57107120	71062	NABevCOGS	85,000.00	88,400.00	91,936.00	95,613.44

# CITY OF BLOOMINGTON, IL

## PROJECTION 20265 / BUDGET ENTRY FUTURE YRS REPORT

ORG	OBJECT PROJ	DESC	2027	2028	2029	2030
57107120	71063	FoodCOGS	135,000.00	140,400.00	146,016.00	151,856.64
57107120	71064	BeerCOGS	80,000.00	83,200.00	86,528.00	89,989.12
57107120	71066	LiqCOGS	40,000.00	41,600.00	43,264.00	44,994.56
57107120	71070	Fuel	686.05	699.77	713.77	728.04
57107120	71073	FuelNonCit	250.00	260.00	270.40	281.22
57107120	71190	Other Supp	17,500.00	18,200.00	18,928.00	19,685.12
57107120	71195	OthrSupply	20,000.00	20,800.00	21,632.00	22,497.28
57107120	71315	NaturalGas	66,150.00	69,457.50	72,930.38	76,576.89
57107120	71325	Electric	392,855.04	400,712.14	408,726.38	416,900.91
57107120	71335	Water	90,985.60	94,625.03	98,410.03	102,346.43
57107120	71340	Telecom	9,500.00	10,000.00	11,000.00	12,000.00
57107120	71341	PhoneFax	14,500.00	15,500.00	16,500.00	17,500.00
57107120	79991	MiscEvtExp	4,000.00	4,500.00	5,000.00	5,500.00
57107120	89111	To GenAdm	91,817.00	94,571.00	97,409.00	100,331.00
TOTAL Arena Entertainment			606,133.82	641,667.55	678,354.95	655,703.92
TOTAL REVENUE			-8,878,466.95	-8,597,076.18	-8,314,690.68	-7,572,095.36
TOTAL EXPENSE			8,878,466.95	8,597,076.18	8,314,690.68	7,572,095.36
GRAND TOTAL			.00	.00	.00	.00

# INTERNAL SERVICE FUNDS



## INTERNAL SERVICE FUNDS

60150150 Casualty (W/C General Liability) Insurance Fund

60200210-60200290 Employee Health Insurance

60280210-60280290 Retiree Health Insurance

# CASUALTY (W/C GENERAL LIABILITY) INSURANCE 6015



## Purpose

The City is given certain immunities from liabilities, which are not available to non-governmental entities as provided under the "Local Governmental and Governmental Employees Tort Immunity Act" (745 ILCS 10). This statute was extensively revised in 1986 because many municipalities were unable to purchase liability insurance because of the high cost of paying claims. The underlying philosophy is that, even though it may be perceived to be unfair to have damages and injuries paid by an individual resident's insurance company, the alternative (having the local government pay) would result in greatly increased taxation to pay judgments. The Tort Immunity Act generally imposes liability for injuries on government-owned property only when the local government had actual or constructive notice of the defect in the property in sufficient time to reasonably take action to respond to the defect. In certain types of activities, the City is not liable at all (for example, injuries that resulted from weather conditions). The City staff regularly meets with its third-party insurance administrator to determine if the insurance that has been purchased provides adequate coverage to protect the City in the event of liability claims.

Contributions from the City departments pay for the projected costs of the Casualty Insurance Program. Projected premiums, administrative fees, and claims are prorated across departments using a weighted average of 85% of the 5-year claim losses and 15% of total salaries and benefits of each department. This methodology allocates costs to the departments based primarily on their claim history but also allocates some costs to all departments for participation in the program regardless of claims history.

## What Does the Casualty Insurance Fund Include?

Casualty Insurance includes:

- General Liability – Covers "slip and fall" accidents
- Property – Reimburses for damage to and loss of property
- Auto Physical and Liability – Reimburses for liability and damage to vehicles
- Worker's Compensation – Covers the costs of related medical expenses when an employee is injured
- Public Official Liability – Covers any legal action taken against public officials
- Employee Practices Liability – Covers expenses related to legal action taken for wrongful termination lawsuits or discrimination
- Law Enforcement – Special policy relating to Police
- Employee Benefits (Errors and Omissions) – Covers the cost if an employee is inadvertently not signed up for benefits
- Sexual Abuse – Covers expenses resulting from Sexual Harassment or Sexual Abuse lawsuits
- Failure to Supply – Covers costs if the City does not follow through on contractual obligations to provide services or products
- Health and Social Services – Covers medical malpractice

## FY 2026 Budget & Program Highlights

- As we continually strive to minimize loss exposure, The Safety and Risk Manager position serves to oversee city-wide claims management, the annual insurance renewal process and loss management programs.
- The procurement of Casualty Insurance at the best possible rates from an administrator that provides efficient and competent service maximizes savings and generates better results sooner. Effective insurance coverage helps the City to remain financially sound and to provide quality basic services.

## Funding Source

Contributions from various City Funds.

## What We Accomplished in FY 2025

- We continued to maintain our focus on Safety / Risk Management as a top priority in FY 2025 to better serve the members of the community with the highest level of quality that they deserve.

## Budgetary Fund Balance

Casualty Insurance Fund	FY 2024 (audited)	FY 2025 (Projected)	FY 2026 (Projected)
<b>Budgetary Fund Balance</b>	\$4,296,816	\$4,635,034	\$4,653,992

## Fun Facts

The City is self-insured but carries supplemental commercial insurance for certain types of claims or claims with an excess of certain dollar amounts.

# CITY OF BLOOMINGTON, IL

## NEXT YEAR / CURRENT YEAR BUDGET ANALYSIS

PROJECTION: 20265 FY 2026 BUDGET MASTER LEVEL 5

ACCOUNTS FOR:		2024	2025	2025	2025	2025	2026	PCT	
Casualty Insurance		ACTUAL	ORIG BUD	REVISED BUD	ACTUAL	PROJECTION	ADOPTED	CHANGE	
60150150	56010	Int Income	-125,483.91	-100,000.00	-100,000.00	-112,115.75	-100,000.00	-20,000.00	-80.0%
60150150	56110	UR GainLs	.00	-5,733.70	-5,733.70	.00	-5,733.70	-5,733.70	.0%
60150150	57230	CtyContrib	-5,164,323.04	-5,218,515.95	-5,218,515.95	-5,218,515.94	-5,218,515.94	-5,434,866.20	4.1%
60150150	57290	OthrIns Rv	-6,905.32	.00	.00	-518.28	.00	.00	.0%
60150150	61100	Salary FT	107,167.81	112,201.00	112,201.00	89,675.55	112,485.46	115,566.00	3.0%
60150150	62110	Group Life	68.00	68.00	68.00	54.80	67.60	68.00	.0%
60150150	62111	Enh Vision	157.41	157.00	157.00	122.48	156.94	157.00	.0%
60150150	62114	BCBS HSA	6,023.93	6,135.00	6,135.00	4,844.36	6,252.10	6,392.00	4.2%
60150150	62116	HSA City	1,200.00	1,200.00	1,200.00	.00	1,200.00	1,200.00	.0%
60150150	62118	ID Protect	15.96	.00	.00	39.90	49.02	48.00	.0%
60150150	62120	IMRF	7,500.46	8,292.00	8,292.00	6,616.71	8,288.45	8,472.00	2.2%
60150150	62130	FICA	6,510.12	6,821.00	6,821.00	5,452.21	6,831.58	7,024.00	3.0%
60150150	62140	Medicare	1,522.56	1,596.00	1,596.00	1,275.05	1,597.62	1,643.00	2.9%
60150150	62990	Othr Ben	600.00	600.00	600.00	500.00	600.00	600.00	.0%
60150150	70090	Audit Sv	15,999.56	23,000.00	23,000.00	4,310.59	15,000.00	23,000.00	.0%
60150150	70220	Oth PT sv	53,751.75	63,788.75	63,788.75	64,280.00	64,500.00	55,170.00	-13.5%
60150150	70632	Pro Develp	1,424.00	10,000.00	10,000.00	4,743.90	5,000.00	5,000.00	-50.0%
60150150	70690	Purch Serv	301.08	2,100.00	2,100.00	.00	1,000.00	2,100.00	.0%
60150150	70702	WC Prem	341,682.00	392,934.30	314,225.00	332,636.00	332,636.00	355,581.15	13.2%
60150150	70703	Liab Prem	622,648.00	688,825.85	709,681.00	709,681.00	709,645.00	816,091.75	15.0%
60150150	70704	Prop Prem	429,198.00	520,797.05	585,153.00	566,742.00	566,742.00	651,753.30	11.4%
60150150	70712	WC Claim	2,446,596.57	2,850,000.00	2,850,000.00	2,043,633.19	2,500,000.00	2,800,000.00	-1.8%
60150150	70713	Liab Claim	176,584.83	200,000.00	193,498.20	86,374.09	120,000.00	200,000.00	3.4%
60150150	70714	Prop Claim	244,058.74	200,000.00	200,000.00	275,806.15	400,000.00	250,000.00	25.0%
60150150	70720	Ins Admin	127,205.00	135,000.00	135,000.00	127,205.00	127,205.00	135,000.00	.0%
60150150	71010	Off Supp	134.94	.00	.00	.00	.00	.00	.0%
60150150	71035	SafeEquip	5,295.64	6,000.00	6,000.00	333.88	6,000.00	6,000.00	.0%
60150150	71340	Telecom	735.47	775.00	775.00	545.44	775.00	775.00	.0%
60150150	79196	ContrbtoFB	.00	93,958.70	93,958.70	.00	338,217.87	18,958.70	-79.8%
TOTAL Casualty Insurance			-700,330.44	.00	.00	-1,006,277.67	.00	.00	.0%
TOTAL REVENUE			-5,296,712.27	-5,324,249.65	-5,324,249.65	-5,331,149.97	-5,324,249.64	-5,460,599.90	.0%
TOTAL EXPENSE			4,596,381.83	5,324,249.65	5,324,249.65	4,324,872.30	5,324,249.64	5,460,599.90	.0%
GRAND TOTAL			-700,330.44	.00	.00	-1,006,277.67	.00	.00	.0%

# CITY OF BLOOMINGTON, IL

## PROJECTION 20265 / BUDGET ENTRY FUTURE YRS REPORT

ORG	OBJECT PROJ	DESC	2027	2028	2029	2030
<b>60150150 Casualty Insurance</b>						
60150150	56010	Int Income	-20,000.00	-20,000.00	-20,000.00	-20,000.00
60150150	56110	UR GainLs	-5,733.70	-5,733.70	-5,733.70	-5,733.70
60150150	57230	CtyContrib	-5,597,912.19	-5,765,849.50	-5,938,825.04	-6,116,989.70
60150150	61100	Salary FT	119,032.98	122,603.97	126,282.09	130,070.55
60150150	62110	Group Life	68.00	68.00	68.00	68.00
60150150	62111	Enh Vision	157.00	157.00	157.00	157.00
60150150	62114	BCBS HSA	6,775.52	7,182.05	7,612.97	8,069.75
60150150	62116	HSA City	1,200.00	1,200.00	1,200.00	1,200.00
60150150	62118	ID Protect	49.44	50.92	52.45	54.02
60150150	62120	IMRF	8,726.16	8,987.94	9,257.58	9,535.31
60150150	62130	FICA	7,234.72	7,451.76	7,675.31	7,905.57
60150150	62140	Medicare	1,692.29	1,743.06	1,795.35	1,849.21
60150150	62990	Othr Ben	600.00	600.00	600.00	600.00
60150150	70090	Audit Sv	23,690.00	24,400.70	25,132.72	25,886.70
60150150	70220	Oth PT sv	56,825.10	58,529.85	60,285.75	62,094.32
60150150	70632	Pro Develp	5,150.00	5,304.50	5,463.64	5,627.54
60150150	70690	Purch Serv	2,163.00	2,227.89	2,294.73	2,363.57
60150150	70702	WC Prem	366,248.58	377,236.04	388,553.12	400,209.72
60150150	70703	Liab Prem	840,574.50	865,791.74	891,765.49	918,518.45
60150150	70704	Prop Prem	671,305.90	691,445.08	712,188.43	733,554.08
60150150	70712	WC Claim	2,884,000.00	2,970,520.00	3,059,635.60	3,151,424.67
60150150	70713	Liab Claim	206,000.00	212,180.00	218,545.40	225,101.76
60150150	70714	Prop Claim	257,500.00	265,225.00	273,181.75	281,377.20
60150150	70720	Ins Admin	139,050.00	143,221.50	147,518.15	151,943.69
60150150	71035	SafeEquip	6,000.00	6,000.00	6,000.00	6,000.00
60150150	71340	Telecom	775.00	775.00	775.00	775.00
60150150	79196	ContrbtoFB	18,827.70	18,681.20	18,518.21	18,337.29
<b>TOTAL Casualty Insurance</b>			<b>.00</b>	<b>.00</b>	<b>.00</b>	<b>.00</b>
<b>TOTAL REVENUE</b>			<b>-5,623,645.89</b>	<b>-5,791,583.20</b>	<b>-5,964,558.74</b>	<b>-6,142,723.40</b>
<b>TOTAL EXPENSE</b>			<b>5,623,645.89</b>	<b>5,791,583.20</b>	<b>5,964,558.74</b>	<b>6,142,723.40</b>
<b>GRAND TOTAL</b>			<b>.00</b>	<b>.00</b>	<b>.00</b>	<b>.00</b>

# EMPLOYEE HEALTH INSURANCE FUND 6020



## Purpose

The City offers employee benefits to attract qualified workers, retain its staff, meet requirements set in collective bargaining agreements, and fulfill Affordable Care Act (ACA) requirements. Benefits include health, dental, and vision plans, \$50,000 group life insurance, medical and dependent care flexible spending accounts, and a voluntary (employee paid) life insurance plan.

## 2025 Premium Changes

Plan Year	City Blue Cross PPO Plans	City Blue Cross HMO	Police Union Plan
2025	4.2%	4.2%	5.6%
2024	4.0%	4.0%	6.3%
2023	2.9%	2.9%	3.5%

- In July 2022, the City left the Intergovernmental Personnel Benefit Cooperative (IPBC), which it had been affiliated with since 2017. By purchasing medical insurance and Rx coverage directly through Blue Cross Blue Shield and employee life insurance through The Standard, premiums as of 7/1/22 decreased 6.6%. Premiums for 2025 increased a modest 4.2%, significantly below national averages.
- The City experienced a 4.1% premium decrease in Dental plan premiums for 2025. An in-network PPO option remains in effect for certain groups, to further reduce plan costs.
- Vision rates with VSP remained the same for 2025, without needing to make plan design changes.

## Budget & Program Highlights

- Health plan designs continue to be re-evaluated to meet the needs of the City's employees, while being fiscally responsible stewards of public funds. In 2019, the City began offering a high-deductible Preferred Provider Organization (PPO) with Health Savings Account (HSA) option to some union and all classified/non-union employees. All full-time benefits eligible employees now have access to this insurance plan option.
- To help preserve the sustainability of the City's health plan, a change to spousal eligibility was implemented in 2019 for non-union and all non-sworn union employees, in that in order to remain on the City's health plan the spouse must not have coverage available via his/her employer. The policy was reversed in 2024 for non-union employees due to continued challenging labor market conditions but remains in effect for all non-sworn union employees.
- Through collective bargaining agreement, the City continues to administer a Police Benevolent Protective Association (PBPA) health plan for its sworn officers.
- Affordable Care Act (ACA)
- The ACA provision to provide insurance for part-time employees working an average of 30 hours per week took effect January 1, 2015, and remains in effect. As a result, 5 seasonal employees are enrolled in health insurance as of December 2024.

- To meet ACA reporting requirements, the City continues to contract with an outside vendor to generate and distribute 1095 forms to employees and report to the IRS.

### Plan Funding

- Employees contribute approximately 25% of health plan premiums and 50% for dental and vision coverage. Employee contributions are applied to departmental budgets.
- Bloomington Township and the Bloomington Public Library continue to reimburse the City for the cost of its employees' coverage for City health, dental and vision insurance.

### Budgetary Fund Balance

Employee Health Insurance Fund	FY 2024 (audited)	FY 2025 (Projected)	FY 2026 (Projected)
<b>Budgetary Fund Balance</b>	\$2,324,855	\$2,444,855	\$2,564,855

# CITY OF BLOOMINGTON, IL

## NEXT YEAR / CURRENT YEAR BUDGET ANALYSIS

PROJECTION: 20265 FY 2026 BUDGET MASTER LEVEL 5							
ACCOUNTS FOR:							
Employee Insurance & Benefits	2024 ACTUAL	2025 ORIG BUD	2025 REVISED BUD	2025 ACTUAL	2025 PROJECTION	2026 ADOPTED	PCT CHANGE
60200210 Blue Cross/Blue Shield PPO							
60200210 56010 Int Income	-88,006.52	-70,000.00	-70,000.00	-77,605.89	-120,000.00	-120,000.00	71.4%
60200210 57214 CFm OthrAg	-440,541.65	.00	.00	.00	.00	.00	.0%
TOTAL Blue Cross/Blue Shield	-528,548.17	-70,000.00	-70,000.00	-77,605.89	-120,000.00	-120,000.00	71.4%
60200220 Blue Cross Blue Shield 2017PPO							
60200220 57210 EmpContrib	-409,699.11	-470,000.00	-470,000.00	-352,918.43	-490,000.00	-509,600.00	8.4%
60200220 57230 CtyContrib	-1,229,073.89	-1,410,000.00	-1,410,000.00	-1,059,031.90	-1,470,000.00	-1,528,800.00	8.4%
60200220 70719 Prem Pd	1,528,333.38	1,880,000.00	1,880,000.00	1,046,105.64	1,960,000.00	2,038,400.00	8.4%
TOTAL Blue Cross Blue Shield	-110,439.62	.00	.00	-365,844.69	.00	.00	.0%
60200221 Blue Cross PPO 600/1200							
60200221 57210 EmpContrib	-890,428.75	-979,500.00	-979,500.00	-626,078.43	-1,000,000.00	-1,040,000.00	6.2%
60200221 57214 ControtrAg	-37,138.67	-45,250.00	-45,250.00	-19,781.68	-30,000.00	-31,200.00	-31.0%
60200221 57230 CtyContrib	-2,658,348.16	-2,938,500.00	-2,938,500.00	-1,853,288.65	-3,006,000.00	-3,126,240.00	6.4%
60200221 70719 Prem Pd	4,224,560.92	3,963,250.00	3,963,250.00	4,029,798.21	4,036,000.00	4,197,440.00	5.9%
TOTAL Blue Cross PPO 600/120	638,645.34	.00	.00	1,530,649.45	.00	.00	.0%
60200222 Blue Cross PPO w/HSA							
60200222 57210 EmpContrib	-485,169.82	-600,000.00	-600,000.00	-383,895.87	-625,000.00	-650,000.00	8.3%
60200222 57214 CFm OthrAg	-119,913.12	-157,500.00	-157,500.00	-156,067.61	-200,000.00	-208,000.00	32.1%
60200222 57230 CtyContrib	-1,438,175.95	-1,315,000.00	-1,315,000.00	-1,158,238.29	-1,885,000.00	-1,960,400.00	49.1%
60200222 62116 HSA Contr	11,200.00	.00	.00	270,300.00	.00	.00	.0%
60200222 70719 Prem Pd	2,498,006.40	2,072,500.00	2,072,500.00	2,103,862.50	2,710,000.00	2,818,400.00	36.0%
TOTAL Blue Cross PPO w/HSA	465,947.51	.00	.00	675,960.73	.00	.00	.0%
60200230 Police Plan							
60200230 57210 EmpContrib	-893,740.21	-1,000,000.00	-1,000,000.00	-696,350.44	-1,000,000.00	-1,040,000.00	4.0%
60200230 57213 CFmr Emp	-19,458.93	.00	.00	8,261.27	.00	.00	.0%
60200230 57230 CtyContrib	-2,684,652.36	-3,000,000.00	-3,000,000.00	-2,086,948.59	-3,000,000.00	-3,120,000.00	4.0%
60200230 70719 Prem Pd	3,611,455.72	4,000,000.00	4,000,000.00	3,465,058.22	4,000,000.00	4,160,000.00	4.0%
TOTAL Police Plan	13,604.22	.00	.00	690,020.46	.00	.00	.0%
60200233 Blue Cross Blue Shield HMO IL							
60200233 57210 EmpContrib	-86,675.26	-100,000.00	-100,000.00	-168,817.42	-100,000.00	-104,000.00	4.0%
60200233 57230 CtyContrib	-259,569.60	-300,000.00	-300,000.00	-506,038.43	-300,000.00	-312,000.00	4.0%
60200233 70719 Prem Pd	154,171.25	400,000.00	400,000.00	146,686.07	400,000.00	416,000.00	4.0%

# CITY OF BLOOMINGTON, IL

## NEXT YEAR / CURRENT YEAR BUDGET ANALYSIS

PROJECTION: 20265 FY 2026 BUDGET MASTER LEVEL 5								
ACCOUNTS FOR:								
Employee Insurance & Benefits		2024 ACTUAL	2025 ORIG BUD	2025 REVISED BUD	2025 ACTUAL	2025 PROJECTION	2026 ADOPTED	PCT CHANGE
TOTAL Blue Cross Blue Shield		-192,073.61	.00	.00	-528,169.78	.00	.00	.0%
60200240	Dental							
60200240	57210							
60200240	57213							
60200240	57230							
60200240	70717							
60200240	70720							
	EmpContrib	-42,542.74	-48,000.00	-48,000.00	-31,966.40	-48,000.00	-49,440.00	3.0%
	CFmr Emp	-895.69	.00	.00	-1,087.08	.00	.00	.0%
	CtyContrib	-42,581.78	-48,000.00	-48,000.00	-31,948.40	-48,000.00	-49,440.00	3.0%
	Claim Pd	86,511.19	92,000.00	92,000.00	73,525.22	92,000.00	94,760.00	3.0%
	Ins Admin	5,315.83	4,000.00	4,000.00	4,013.67	4,000.00	4,120.00	3.0%
TOTAL Dental		5,806.81	.00	.00	12,537.01	.00	.00	.0%
60200242	Dental Enhanced							
60200242	57210							
60200242	57214							
60200242	57230							
60200242	70717							
60200242	70720							
	EmpContrib	-143,202.71	-90,000.00	-90,000.00	-68,984.33	-100,000.00	-103,000.00	14.4%
	CFm OthrAg	-9,586.41	.00	.00	.00	.00	.00	.0%
	CtyContrib	-142,308.39	-90,000.00	-90,000.00	-68,526.33	-100,000.00	-103,000.00	14.4%
	Claim Pd	262,601.44	166,000.00	166,000.00	101,672.82	185,000.00	190,550.00	14.8%
	Ins Admin	18,809.86	14,000.00	14,000.00	8,630.78	15,000.00	15,450.00	10.4%
TOTAL Dental Enhanced		-13,686.21	.00	.00	-27,207.06	.00	.00	.0%
60200244	Dental PPO							
60200244	57210							
60200244	57214							
60200244	57230							
60200244	70717							
60200244	70720							
	EmpContrib	-28,185.42	-94,000.00	-94,000.00	-64,978.26	-95,000.00	-97,850.00	4.1%
	CFm OthrAg	-2,317.44	-4,500.00	-4,500.00	-8,478.26	-5,500.00	-5,665.00	25.9%
	CtyContrib	-28,106.62	-94,000.00	-94,000.00	-64,933.92	-95,000.00	-97,850.00	4.1%
	Claim Pd	86,565.58	170,000.00	170,000.00	210,643.21	173,000.00	178,190.00	4.8%
	Ins Admin	4,124.83	22,500.00	22,500.00	9,619.31	22,500.00	23,175.00	3.0%
TOTAL Dental PPO		32,080.93	.00	.00	81,872.08	.00	.00	.0%
60200250	Vision							
60200250	57210							
60200250	57213							
60200250	57230							
60200250	70719							
	EmpContrib	-18,893.97	-22,000.00	-22,000.00	-14,766.11	-22,000.00	-22,660.00	3.0%
	CFmr Emp	-239.47	.00	.00	-19.63	.00	.00	.0%
	CtyContrib	-18,908.61	-22,000.00	-22,000.00	-14,766.11	-22,000.00	-22,660.00	3.0%
	Prem Pd	39,713.87	44,000.00	44,000.00	34,512.63	44,000.00	45,320.00	3.0%
TOTAL Vision		1,671.82	.00	.00	4,960.78	.00	.00	.0%
60200252	Vision Enhanced							
60200252	57210							
60200252	57214							
60200252	57230							
60200252	70719							
	EmpContrib	-35,683.33	-40,000.00	-40,000.00	-27,893.38	-40,000.00	-41,200.00	3.0%
	CFm OthrAg	-20,873.48	-2,900.00	-2,900.00	-2,525.30	-2,900.00	-2,987.00	3.0%
	CtyContrib	-35,248.47	-40,000.00	-40,000.00	-27,699.89	-40,000.00	-41,200.00	3.0%
	Prem Pd	83,977.66	82,900.00	82,900.00	71,525.63	82,900.00	85,387.00	3.0%
TOTAL Vision Enhanced		-7,827.62	.00	.00	13,407.06	.00	.00	.0%
60200290	Miscellaneous Benefits							
60200290	57210							
	EmpContrib	-26,827.64	-29,000.00	-29,000.00	-22,940.78	-29,000.00	-29,870.00	3.0%

# CITY OF BLOOMINGTON, IL

## NEXT YEAR / CURRENT YEAR BUDGET ANALYSIS

PROJECTION: 20265 FY 2026 BUDGET MASTER LEVEL 5									
ACCOUNTS FOR:			2024	2025	2025	2025	2025	2026	PCT
Employee	Insurance & Benefits		ACTUAL	ORIG BUD	REVISED BUD	ACTUAL	PROJECTION	ADOPTED CHANGE	
60200290	57214	CFm OthrAg	-327.33	.00	.00	-850.17	.00	.00	.0%
60200290	57230	CtyContrib	-46,911.48	.00	.00	-40,779.81	.00	.00	.0%
60200290	57990	Misc Rev	-4,062.00	-192,500.00	-192,500.00	-64.00	-192,500.00	-204,050.00	6.0%
60200290	62110	Group Life	53,500.00	62,500.00	62,500.00	57,500.00	62,500.00	66,250.00	6.0%
60200290	62112	Vol Life	26,496.00	29,000.00	29,000.00	26,048.00	29,000.00	29,870.00	3.0%
60200290	62990	Othr Ben	4,019.03	.00	.00	10,132.31	.00	.00	.0%
60200290	70220	Oth PT Sv	309,435.04	130,000.00	130,000.00	125,639.37	130,000.00	137,800.00	6.0%
60200290	79196	ContrbtoFB	.00	70,000.00	70,000.00	.00	120,000.00	120,000.00	71.4%
TOTAL Miscellaneous Benefits			315,321.62	70,000.00	70,000.00	154,684.92	120,000.00	120,000.00	71.4%
TOTAL Employee Insurance & B			620,503.02	.00	.00	2,165,265.07	.00	.00	.0%
TOTAL REVENUE			-12,388,294.98	-13,202,650.00	-13,202,650.00	-9,630,008.52	-14,065,900.00	-14,621,112.00	.0%
TOTAL EXPENSE			13,008,798.00	13,202,650.00	13,202,650.00	11,795,273.59	14,065,900.00	14,621,112.00	.0%
GRAND TOTAL			620,503.02	.00	.00	2,165,265.07	.00	.00	.0%

# CITY OF BLOOMINGTON, IL

## PROJECTION 20265 / BUDGET ENTRY FUTURE YRS REPORT

ORG	OBJECT PROJ	DESC	2027	2028	2029	2030
60200210	Blue Cross/Blue					
60200210	56010	Int Income	-120,000.00	-120,000.00	-120,000.00	-120,000.00
	TOTAL Blue Cross/Blue		-120,000.00	-120,000.00	-120,000.00	-120,000.00
60200220	Blue Cross Blue					
60200220	57210	EmpContrib	-550,368.00	-594,397.44	-641,949.24	-693,305.17
60200220	57230	CtyContrib	-1,651,104.00	-1,783,192.30	-1,925,847.71	-2,079,915.50
60200220	70719	Prem Pd	2,201,472.00	2,377,589.76	2,567,796.94	2,773,220.70
	TOTAL Blue Cross Blue		.00	.02	-.01	.03
60200221	Blue Cross PPO					
60200221	57210	EmpContrib	-1,123,200.00	-1,213,056.00	-1,310,100.48	-1,414,908.50
60200221	57214	ContrOtrAg	-33,696.00	-36,391.68	-39,303.01	-42,447.26
60200221	57230	CtyContrib	-3,376,339.20	-3,646,446.30	-3,938,162.04	-4,253,215.00
60200221	70719	Prem Pd	4,533,235.20	4,895,894.02	5,287,565.54	5,710,570.78
	TOTAL Blue Cross PPO		.00	.04	.01	.02
60200222	Blue Cross PPO					
60200222	57210	EmpContrib	-702,000.00	-758,160.00	-818,812.80	-884,317.82
60200222	57214	CFm OtrAg	-224,640.00	-242,611.20	-262,020.10	-282,981.70
60200222	57230	CtyContrib	-2,117,232.00	-2,286,610.50	-2,469,539.41	-2,667,102.50
60200222	70719	Prem Pd	3,043,872.00	3,287,381.76	3,550,372.30	3,834,402.08
	TOTAL Blue Cross PPO		.00	.06	-.01	.06
60200230	Police Plan					
60200230	57210	EmpContrib	-1,102,400.00	-1,190,592.00	-1,285,839.36	-1,388,706.50
60200230	57230	CtyContrib	-3,307,300.00	-3,571,776.00	-3,857,518.08	-4,166,119.50
60200230	70719	Prem Pd	4,409,600.00	4,762,368.00	5,143,357.44	5,554,826.04
	TOTAL Police Plan		.00	.00	.00	.04
60200233	Blue Cross Blue					
60200233	57210	EmpContrib	-112,320.00	-121,305.60	-131,010.05	-141,490.85
60200233	57230	CtyContrib	-336,960.00	-363,916.80	-393,030.14	-424,472.55
60200233	70719	Prem Pd	449,280.00	485,222.40	524,040.19	565,963.41
	TOTAL Blue Cross Blue		.00	.00	.00	.01
60200240	Dental					
60200240	57210	EmpContrib	-50,923.20	-52,450.90	-54,024.42	-55,645.16
60200240	57230	CtyContrib	-50,923.20	-52,450.90	-54,024.42	-55,645.16
60200240	70717	Claim Pd	97,602.80	100,530.88	103,546.81	106,653.22
60200240	70720	Ins Admin	4,243.60	4,370.91	4,502.04	4,637.10
	TOTAL Dental		.00	-.01	.01	.00
60200242	Dental Enhanced					

# CITY OF BLOOMINGTON, IL

## PROJECTION 20265 / BUDGET ENTRY FUTURE YRS REPORT

ORG	OBJECT PROJ	DESC	2027	2028	2029	2030
60200242	57210	EmpContrib	-106,090.00	-109,272.70	-112,550.88	-115,927.40
60200242	57230	CtyContrib	-106,090.00	-109,272.70	-112,550.88	-115,927.40
60200242	70717	Claim Pd	196,266.50	202,154.50	208,219.13	214,465.70
60200242	70720	Ins Admin	15,913.50	16,390.91	16,882.63	17,389.11
TOTAL Dental Enhanced			.00	.01	.00	.01
60200244	Dental PPO					
60200244	57210	EmpContrib	-100,785.50	-103,809.06	-106,923.34	-110,131.03
60200244	57214	CFm OthrAg	-5,834.95	-6,010.00	-6,190.30	-6,376.01
60200244	57230	CtyContrib	-100,785.50	-103,809.06	-106,923.34	-110,131.03
60200244	70717	Claim Pd	183,535.70	189,041.77	194,713.02	200,554.42
60200244	70720	Ins Admin	23,870.25	24,586.36	25,323.95	26,083.67
TOTAL Dental PPO			.00	.01	-.01	.02
60200250	Vision					
60200250	57210	EmpContrib	-23,339.80	-24,039.99	-24,761.19	-25,504.03
60200250	57230	CtyContrib	-23,339.80	-24,039.99	-24,761.19	-25,504.03
60200250	70719	Prem Pd	46,679.60	48,079.99	49,522.39	51,008.06
TOTAL Vision			.00	.01	.01	.00
60200252	Vision Enhanced					
60200252	57210	EmpContrib	-42,436.00	-43,709.08	-45,020.35	-46,370.96
60200252	57214	CFm OthrAg	-3,076.61	-3,168.91	-3,263.98	-3,361.89
60200252	57230	CtyContrib	-42,436.00	-43,709.08	-45,020.35	-46,370.96
60200252	70719	Prem Pd	87,948.61	90,587.07	93,304.68	96,103.82
TOTAL Vision Enhanced			.00	.00	.00	.01
60200290	Miscellaneous B					
60200290	57210	EmpContrib	-30,766.10	-31,689.08	-32,639.76	-33,618.95
60200290	57990	Misc Rev	-216,293.00	-229,270.58	-243,026.81	-257,608.42
60200290	62110	Group Life	70,225.00	74,438.50	78,904.81	83,639.10
60200290	62112	Vol Life	30,766.10	31,689.08	32,639.76	33,618.95
60200290	70220	Oth PT Sv	146,068.00	154,831.94	164,122.00	173,969.12
60200290	79196	ContrbtoFB	120,000.00	120,000.00	120,000.00	120,000.00
TOTAL Miscellaneous B			120,000.00	119,999.86	120,000.00	119,999.80
TOTAL Employee Insurance			.00	.00	.00	.00
TOTAL REVENUE			-15,660,578.86	-16,865,157.85	-18,164,813.63	-19,567,105.28
TOTAL EXPENSE			15,660,578.86	16,865,157.85	18,164,813.63	19,567,105.28
GRAND TOTAL			.00	.00	.00	.00

# RETIREE HEALTH INSURANCE FUND 6028



## Purpose

The City is required under Illinois law to provide insurance to its retirees and their eligible dependents similar to insurance provided to its active employees. As a result, the City of Bloomington offers health, dental and vision insurance benefits to retired employees, their spouses and eligible dependents. Bloomington Township and Bloomington Public Library retirees are also eligible to participate in the health, dental and vision plans. With the exception of certain disabled sworn fire and police retirees, retirees pay 100% of plan premiums.

The City is currently administering benefits for 244 retirees and spouses of retirees of which 106 have health insurance, either via the City or through Benistar – the Medicare Supplement Insurance Plan implemented in 2015. Remaining retirees have dental and/or vision plan coverage. Specifically, employees retiring under the Illinois Municipal Retirement Fund (IMRF) must be eligible to begin drawing a pension immediately upon retirement to continue their health insurance, while retiring sworn fire and police personnel may continue their insurance while in a deferred retirement status. Premiums are typically deducted from pension checks, although other forms of payment are available.

## Other Post-Employment Benefits (OPEB)

The Government Accounting Standards Board (GASB) requires public sector employers to calculate and report their OPEB liability, including retiree health care. Retirees pay 100% of their insurance rates; however, the way the rates are calculated creates an implicit subsidy as described below.

**Implicit Subsidy:** Under Illinois law, municipal retirees must have the same full premium rates as active employees. Thus, premiums for active employees and retirees are developed by blending the claims experience of the two groups. Premiums that result when costs are blended ends up being higher than would be expected if the active employees were rated by themselves. Since municipalities, like most other employers, contribute toward the cost of their active employee health insurance, the municipality ends up incurring additional expense for their active employees due to the overall increased costs resulting from retiree costs. This additional employer cost is known as an “implied subsidy” and must be reported by the City as a liability.

OPEB (retiree health, dental and vision plan) 2024 costs were \$1,239,000 per actuarial studies. This accounts for an annualized decrease of 61.5% primarily due to a change in stop loss insurance contract fee calculations.

## Cost Control Measures

In July 2022, the City left the Intergovernmental Personnel Benefit Cooperative (IPBC), which it had been affiliated with since 2017. By purchasing medical insurance and Rx coverage directly through Blue Cross Blue Shield and employee life insurance through The Standard, premiums as of 7/1/22 decreased 6.6%. Premiums for 2025 increased a modest 4%, significantly below national averages.

## Plan Funding

- Retirees contribute 100% of the premiums for health, dental and vision coverage.
- Certain amounts are charged back to departmental budgets. Additional funding is also provided through transfers from the General Fund and the Employee Health Insurance Fund to cover future OPEB liability costs.

## Budgetary Fund Balance

<b>Retiree Health Insurance Fund</b>	<b>FY 2024 (audited)</b>	<b>FY 2025 (Projected)</b>	<b>FY 2026 (Projected)</b>
<b>Budgetary Fund Balance</b>	\$211,715	\$217,715	\$223,715

# CITY OF BLOOMINGTON, IL

## NEXT YEAR / CURRENT YEAR BUDGET ANALYSIS

PROJECTION: 20265 FY 2026 BUDGET MASTER LEVEL 5							
ACCOUNTS FOR:							
Retiree Healthcare Fund	2024 ACTUAL	2025 ORIG BUD	2025 REVISED BUD	2025 ACTUAL	2025 PROJECTION	2026 ADOPTED	PCT CHANGE
60280210 Blue Cross/Blue Shield PPO							
60280210 56010 Int Income	-3,514.75	-4,000.00	-4,000.00	-2,440.62	-6,000.00	-6,000.00	50.0%
60280210 57230 CtyContrib	-78,092.00	.00	.00	.00	.00	.00	.0%
TOTAL Blue Cross/Blue Shield	-81,606.75	-4,000.00	-4,000.00	-2,440.62	-6,000.00	-6,000.00	50.0%
60280220 Blue Cross Blue Shield 2017PPO							
60280220 57213 CFmr Emp	-84,337.72	-75,000.00	-75,000.00	-56,594.92	-100,000.00	-104,000.00	38.7%
60280220 57230 CtyContrib	-79,762.12	-81,000.00	-81,000.00	.00	-75,000.00	-78,000.00	-3.7%
60280220 70719 Prem Pd	243,221.86	156,000.00	156,000.00	143,096.74	175,000.00	182,000.00	16.7%
60280220 79150 Bad Debt	461.66	.00	.00	.00	.00	.00	.0%
TOTAL Blue Cross Blue Shield	79,583.68	.00	.00	86,501.82	.00	.00	.0%
60280221 Blue Cross PPO 600/1200							
60280221 57213 CFmr Emp	-302,549.34	-330,000.00	-330,000.00	-233,059.01	-336,000.00	-349,440.00	5.9%
60280221 57230 CtyContrib	.00	-92,500.00	-92,500.00	.00	-96,000.00	-99,840.00	7.9%
60280221 70719 Prem Pd	448,682.01	422,500.00	422,500.00	668,973.25	432,000.00	449,280.00	6.3%
TOTAL Blue Cross PPO 600/120	146,132.67	.00	.00	435,914.24	.00	.00	.0%
60280222 Blue Cross PPO W/ HSA							
60280222 57213 CFmr Emp	-106,017.30	-96,250.00	-96,250.00	-99,867.55	-110,000.00	-114,400.00	18.9%
60280222 57214 CFrmOtrAg	.00	-8,200.00	-8,200.00	.00	.00	.00	.0%
60280222 70719 Prem Pd	71,592.57	104,450.00	104,450.00	126,662.56	110,000.00	114,400.00	9.5%
TOTAL Blue Cross PPO W/ HSA	-34,424.73	.00	.00	26,795.01	.00	.00	.0%
60280230 Police Plan							
60280230 57213 CFmr Emp	-386,705.20	-455,000.00	-455,000.00	-294,811.10	-420,000.00	-436,800.00	-4.0%
60280230 57230 CtyContrib	-369,570.93	-360,000.00	-360,000.00	.00	-465,000.00	-483,600.00	34.3%
60280230 70719 Prem Pd	790,919.69	815,000.00	815,000.00	746,000.06	885,000.00	920,400.00	12.9%
TOTAL Police Plan	34,643.56	.00	.00	451,188.96	.00	.00	.0%
60280233 BCBS HMO IL							
60280233 57213 CFmr Emp	-26,330.56	-17,500.00	-17,500.00	-7,423.17	-9,300.00	-9,672.00	-44.7%
60280233 57214 CFm OthrAg	-10,765.72	.00	.00	.00	.00	.00	.0%
60280233 70719 Prem Pd	5,175.46	17,500.00	8,666.09	1,385.45	9,300.00	9,672.00	11.6%
TOTAL BCBS HMO IL	-31,920.82	.00	-8,833.91	-6,037.72	.00	.00	-100.0%
60280240 Dental							
60280240 57213 CFmr Emp	-30,762.75	-32,000.00	-32,000.00	-25,025.09	-35,000.00	-36,050.00	12.7%

# CITY OF BLOOMINGTON, IL

## NEXT YEAR / CURRENT YEAR BUDGET ANALYSIS

PROJECTION: 20265 FY 2026 BUDGET MASTER LEVEL 5									
ACCOUNTS FOR:									
			2024	2025	2025	2025	2025	2026	PCT
			ACTUAL	ORIG BUD	REVISED BUD	ACTUAL	PROJECTION	ADOPTED	CHANGE
<b>Retiree Healthcare Fund</b>									
60280240	70717	Claim Pd	33,335.25	30,000.00	30,000.00	26,058.70	32,000.00	32,960.00	9.9%
60280240	70720	Ins Admin	2,338.33	2,000.00	2,000.00	1,853.99	3,000.00	3,090.00	54.5%
60280240	79150	Bad Debt	93.66	.00	.00	.00	.00	.00	.0%
TOTAL Dental			5,004.49	.00	.00	2,887.60	.00	.00	.0%
<b>60280242 Dental Enhanced</b>									
60280242	57213	CFmr Emp	-68,487.81	-37,000.00	-37,000.00	-29,094.17	-41,000.00	-42,230.00	14.1%
60280242	57214	CFm OthrAg	-2,821.38	.00	.00	.00	.00	.00	.0%
60280242	70717	Claim Pd	68,230.92	35,000.00	35,000.00	22,544.99	38,000.00	39,140.00	11.8%
60280242	70720	Ins Admin	5,395.23	2,000.00	2,000.00	2,076.31	3,000.00	3,090.00	54.5%
TOTAL Dental Enhanced			2,316.96	.00	.00	-4,472.87	.00	.00	.0%
<b>60280244 Dental PPO</b>									
60280244	57213	CFmr Emp	-15,701.09	-49,000.00	-49,000.00	-37,006.53	-52,000.00	-53,560.00	9.3%
60280244	57214	CFm OthrAg	-1,044.84	-3,500.00	-3,500.00	-3,897.13	-5,200.00	-5,356.00	53.0%
60280244	70717	Claim Pd	19,924.99	50,500.00	50,500.00	53,960.11	54,200.00	55,826.00	10.5%
60280244	70720	Ins Admin	1,393.47	2,000.00	2,000.00	3,116.45	3,000.00	3,090.00	54.5%
TOTAL Dental PPO			4,572.53	.00	.00	16,172.90	.00	.00	.0%
<b>60280250 Vision</b>									
60280250	57213	CFmr Emp	-11,482.78	-12,500.00	-12,500.00	-9,576.76	-12,500.00	-12,875.00	3.0%
60280250	70719	Prem Pd	12,066.16	12,500.00	12,500.00	10,173.13	12,500.00	12,875.00	3.0%
TOTAL Vision			583.38	.00	.00	596.37	.00	.00	.0%
<b>60280252 Vision Enhanced</b>									
60280252	57213	CFmr Emp	-19,283.95	-20,000.00	-20,000.00	-15,014.50	-21,000.00	-21,630.00	8.2%
60280252	57214	CFm OthrAg	-3,391.59	-950.00	-950.00	-1,046.68	-1,400.00	-1,442.00	51.8%
60280252	70719	PremiumPD	18,087.95	20,950.00	20,950.00	17,051.06	22,400.00	23,072.00	10.1%
TOTAL Vision Enhanced			-4,587.59	.00	.00	989.88	.00	.00	.0%
<b>60280260 RET Medicare Supplement</b>									
60280260	57213	CFmr Emp	-152,384.45	-155,000.00	-155,000.00	-123,915.56	-152,000.00	-156,560.00	1.0%
60280260	70719	Prem Pd	154,368.12	155,000.00	155,000.00	127,127.36	152,000.00	156,560.00	1.0%
TOTAL RET Medicare Supplemen			1,983.67	.00	.00	3,211.80	.00	.00	.0%
<b>60280290 Miscellaneous Benefits</b>									
60280290	57990	Misc Rev	-848.18	-17,216.09	-17,216.09	.00	-17,000.00	-17,810.00	3.4%
60280290	62110	Group Life	11,500.00	10,000.00	10,000.00	10,000.00	10,000.00	10,600.00	6.0%

# CITY OF BLOOMINGTON, IL

## NEXT YEAR / CURRENT YEAR BUDGET ANALYSIS

PROJECTION: 20265 FY 2026 BUDGET MASTER LEVEL 5									
ACCOUNTS FOR:									
			2024 ACTUAL	2025 ORIG BUD	2025 REVISED BUD	2025 ACTUAL	2025 PROJECTION	2026 ADOPTED	PCT CHANGE
Retiree Healthcare Fund									
60280290 70220	Oth PT Sv		29,749.53	7,216.09	16,050.00	11,960.02	7,000.00	7,210.00	-55.1%
60280290 79196	ContrbtoFB		.00	4,000.00	4,000.00	.00	6,000.00	6,000.00	50.0%
	TOTAL Miscellaneous Benefits		40,401.35	4,000.00	12,833.91	21,960.02	6,000.00	6,000.00	-53.2%
	TOTAL Retiree Healthcare Fun		162,682.40	.00	.00	1,033,267.39	.00	.00	.0%
	TOTAL REVENUE		-1,753,854.46	-1,846,616.09	-1,846,616.09	-938,772.79	-1,954,400.00	-2,029,265.00	.0%
	TOTAL EXPENSE		1,916,536.86	1,846,616.09	1,846,616.09	1,972,040.18	1,954,400.00	2,029,265.00	.0%
	GRAND TOTAL		162,682.40	.00	.00	1,033,267.39	.00	.00	.0%

# CITY OF BLOOMINGTON, IL

## PROJECTION 20265 / BUDGET ENTRY FUTURE YRS REPORT

ORG	OBJECT PROJ	DESC	2027	2028	2029	2030
60280210	Blue Cross/Blue					
60280210	56010	Int Income	-6,000.00	-6,000.00	-6,000.00	-6,000.00
	TOTAL Blue Cross/Blue		-6,000.00	-6,000.00	-6,000.00	-6,000.00
60280220	Blue Cross Blue					
60280220	57213	CFmr Emp	-112,320.00	-121,305.60	-131,010.05	-141,490.85
60280220	57230	CtyContrib	-84,240.00	-90,979.20	-98,257.54	-106,118.13
60280220	70719	Prem Pd	196,560.00	212,284.80	229,267.58	247,608.99
	TOTAL Blue Cross Blue		.00	.00	-.01	.01
60280221	Blue Cross PPO					
60280221	57213	CFmr Emp	-377,395.20	-407,586.81	-440,193.76	-475,409.26
60280221	57230	CtyContrib	-107,827.20	-116,453.37	-125,769.65	-135,831.21
60280221	70719	Prem Pd	485,222.40	524,040.19	565,963.41	611,240.48
	TOTAL Blue Cross PPO		.00	.01	.00	.01
60280222	Blue Cross PPO					
60280222	57213	CFmr Emp	-123,552.00	-133,436.16	-144,111.05	-155,639.93
60280222	70719	Prem Pd	123,552.00	133,436.16	144,111.05	155,639.94
	TOTAL Blue Cross PPO		.00	.00	.00	.01
60280230	Police Plan					
60280230	57213	CFmr Emp	-463,008.00	-490,788.48	-520,235.79	-551,449.93
60280230	57230	CtyContrib	-512,616.00	-543,372.96	-575,975.34	-610,533.85
60280230	70719	Prem Pd	975,624.00	1,034,161.44	1,096,211.13	1,161,983.79
	TOTAL Police Plan		.00	.00	.00	.01
60280233	BCBS HMO IL					
60280233	57213	CFmr Emp	-10,445.76	-11,281.42	-12,183.93	-13,158.65
60280233	70719	Prem Pd	10,445.76	11,281.42	12,183.93	13,158.65
	TOTAL BCBS HMO IL		.00	.00	.00	.00
60280240	Dental					
60280240	57213	CFmr Emp	-38,213.00	-40,505.78	-42,936.13	-45,512.29
60280240	70717	Claim Pd	34,937.60	37,033.86	39,255.89	41,611.24
60280240	70720	Ins Admin	3,275.40	3,471.92	3,680.24	3,901.05
	TOTAL Dental		.00	.00	.00	.00
60280242	Dental Enhanced					
60280242	57213	CFmr Emp	-44,763.80	-47,449.63	-50,296.61	-53,314.40
60280242	70717	Claim Pd	41,488.40	43,977.70	46,616.37	49,413.35
60280242	70720	Ins Admin	3,275.40	3,471.92	3,680.24	3,901.05

# CITY OF BLOOMINGTON, IL

## PROJECTION 20265 / BUDGET ENTRY FUTURE YRS REPORT

ORG	OBJECT PROJ	DESC	2027	2028	2029	2030
TOTAL Dental Enhanced			.00	-.01	.00	.00
60280244	Dental PPO					
60280244	57213	CFmr Emp	-56,773.60	-60,180.02	-63,790.82	-67,618.27
60280244	57214	CFm OthrAg	-5,677.36	-6,018.00	-6,379.08	-6,761.83
60280244	70717	Claim Pd	59,175.56	62,726.09	66,489.66	70,479.04
60280244	70720	Ins Admin	3,275.40	3,471.92	3,680.24	3,901.05
TOTAL Dental PPO			.00	-.01	.00	-.01
60280250	Vision					
60280250	57213	CFmr Emp	-13,261.25	-13,659.09	-14,068.86	-14,490.93
60280250	70719	Prem Pd	13,261.25	13,659.09	14,068.86	14,490.93
TOTAL Vision			.00	.00	.00	.00
60280252	Vision Enhanced					
60280252	57213	CFmr Emp	-22,278.90	-22,947.27	-23,635.69	-24,344.76
60280252	57214	CFm OthrAg	-1,485.26	-1,529.82	-1,575.71	-1,622.98
60280252	70719	PremiumPD	23,764.16	24,477.08	25,211.40	25,967.74
TOTAL Vision Enhanced			.00	-.01	.00	.00
60280260	RET Medicare Su					
60280260	57213	CFmr Emp	-162,822.40	-169,335.29	-176,108.71	-183,153.05
60280260	70719	Prem Pd	162,822.40	169,335.30	176,108.71	183,153.06
TOTAL RET Medicare Su			.00	.01	.00	.01
60280290	Miscellaneous B					
60280290	57990	Misc Rev	-18,662.30	-19,559.25	-20,503.33	-21,497.17
60280290	62110	Group Life	11,236.00	11,910.16	12,624.77	13,382.26
60280290	70220	Oth PT Sv	7,426.30	7,649.10	7,878.57	8,114.87
60280290	79196	ContrbtoFB	6,000.00	6,000.00	6,000.00	6,000.00
TOTAL Miscellaneous B			6,000.00	6,000.01	6,000.01	5,999.96
TOTAL Retiree Healthcare			.00	.00	.00	.00
TOTAL REVENUE			-2,161,342.03	-2,302,388.15	-2,453,032.05	-2,613,947.49
TOTAL EXPENSE			2,161,342.03	2,302,388.15	2,453,032.05	2,613,947.49
GRAND TOTAL			.00	.00	.00	.00

# FIDUCIARY FUNDS



## FIDUCIARY FUNDS

72102100 John M. Scott Health Care Trust Grant Fund

# JOHN M. SCOTT HEALTH CARE TRUST GRANTS FUND 7210

## **Purpose**

Judge John M. Scott was a Justice of the Illinois Supreme Court in the 1880s and a resident of McLean County. He directed his estate to be partially used to assure health care for persons unable to afford it themselves. In 1981, the City of Bloomington became Trustee to \$5.4 million designated for a Health Resources Center.

On May 14, 2018, the Bloomington City Council voted to approve the recommendations of the John Scott Health Care Commission to discontinue the provision of direct services to individuals through the John M. Scott Health Resource Center. Under the new structure, larger grants are awarded to community organizations meeting the health care needs of vulnerable McLean County residents, specifically those who are either un-insured or under-insured. Grants of the John M. Scott Health Care Trust address priorities in the Community Health Improvement Plan (CHIP), other traditional health care services, and social determinants of health. Trust funds have proven to be a critical component of McLean County's health care infrastructure and serve thousands of community members annually. The eleven-member Commission rolled out the new grant program in FY2020. The Trust allocated \$737,364.68 for grants in FY2025.

The City of Bloomington's Community Impact & Enhancement Department provides administrative oversight and support to the Commission in addition to grant management for the grant program. As the Trustee of the Trust, the Bloomington City Council will continue to have final decision-making authority on Trust funding and administrative matters.

The John M. Scott Health Care Commission is comprised of individuals with experience and knowledge in health care, social services, finance, and grant management. All are committed to ensuring Judge Scott's legacy by serving those underserved.

## **How Does the Grant Program Operate?**

The purpose of the John M. Scott Health Care Trust Grant Program is to provide grant funds to organizations that meet the health care needs of McLean County residents. Grant awards made under this program are intended to benefit income-qualified individuals (<185% Federal Poverty Level) underserved by mainstream health care resources. Programs funded through the Trust address health care needs that are typically underfunded or unfunded by other private and public resources. Collaboration among organizations is strongly encouraged. Although funded programs may address a variety of needs, programs that address health care needs specifically identified as priority areas by the Community Health Needs Assessment (CHNA) and Community Health Improvement Plan (CHIP) are encouraged. The John M. Scott Health Care Trust has become one of the largest funding sources to non-profit organizations in McLean County outside of federal and state government funding.

Grants are awarded under three categories:

- General Operating Grants
  - Three-year grant agreements
  - Typically, larger grants
- Community Health Priority Program Grants
  - Generally, one-year grant agreements
  - Split between capital and program grants
- Emergent and Emergency Needs Grants
  - Generally, one-year grant agreements
  - Smaller grants

Organizations awarded funding through the Grants Program must:

- Be a tax-exempt organization per Section 501 (c)3 of the Internal Revenue Code (including faith-based organizations) or a local or county unit of government,
- Align with the funding goals of the John M. Scott Health Commission;
- Have sound financial management policies in place and demonstrate good stewardship of resources;
- Ensure all clients served through the funded program(s) meet the following qualifications:
  - McLean County residency;
  - Annual income at or below 185% of the annual Federal Poverty Guidelines found at: <https://aspe.hhs.gov/poverty-guidelines>
- Comply with the John M Scott Health Commission non-discrimination policy that includes age, race, color, creed, ethnicity, religion, national origin, citizenship, marital status, sex, sexual orientation, gender identity or expression, physical or mental disability, veteran or military status, unfavorable discharge from military service, criminal record, or any other basis prohibited by federal state or local law. The organization should also have a procedure for handling discrimination complaints.

## Funding Source

Funding for all program grants come solely from investment revenue generated by the John M. Scott Health Care Trust. No City general fund money contributes to the grant program.

The John M. Scott Health Care Commission Finance Committee determines the maximum expenditure per budget year as stated in the Financial Policies and Procedures. The Finance Committee approves a maximum expenditure based on a 5-year rolling annual average of income generated from interest, dividends, and capital gains. The John M. Scott Health Care Commission Grants Committee then determines individual line-item expenses for the fiscal year. The complete budget is then approved by the full Commission.

## FY 2026 Budget & Program Highlights

The FY 2026 John M. Scott Health Trust budget includes \$798,532 in funding to support grant awards to organizations meeting the health care needs of underserved McLean County community members. Administration expenses for FY 2026 are \$51,468. The Commission will begin reviewing applications in November 2024 to determine what organizations will be awarded funding for FY 2026.

## What We Accomplished in FY 2025

- Over \$700,000.00 in grant funding for underserved McLean County community members.
- Twenty-Two (22) grants were provided for FY2025 to serve McLean County residents.

## FY 2026 Performance Measurements

FY2026 John M. Scott Health Care Trust grant recipients will submit mid-year and final reports that will be evaluated by the Commission and City staff to ensure performance meets the standards of both the Trust and the City. These reports include information about services provided, financial transactions involving Trust funds, and narratives about successes and challenges faced in delivering funded services.

## Budgetary Fund Balance

<b>John M. Scott Health Care Trust Grants Fund</b>	<b>FY 2024 (audited)</b>	<b>FY 2025 (Projected)</b>	<b>FY 2026 (Projected)</b>
<b>Budgetary Fund Balance</b>	\$16,198,243	\$16,198,243	\$16,198,243

# CITY OF BLOOMINGTON, IL

## NEXT YEAR / CURRENT YEAR BUDGET ANALYSIS

PROJECTION: 20265 FY 2026 BUDGET MASTER LEVEL 5

ACCOUNTS FOR:			2024	2025	2025	2025	2025	2026	PCT
J M Scott Health Care			ACTUAL	ORIG BUD	REVISED BUD	ACTUAL	PROJECTION	ADOPTED	CHANGE
72102100	56010	Int Income	-358,606.60	-315,505.56	-315,505.56	-298,512.41	-491,208.33	-400,000.00	26.8%
72102100	56110	UR GainLs	-1,652,077.95	-473,258.35	-473,258.35	-2,270,570.75	-298,997.03	-450,000.00	-4.9%
72102100	57990	Misc Rev	-8,827.80	.00	.00	-5,081.42	.00	.00	.0%
72102100	70010	Out Legal	.00	1,650.00	1,650.00	.00	1,650.00	1,800.00	9.1%
72102100	70530	RepMaint O	2,377.41	2,700.00	2,700.00	127.41	2,377.41	2,400.00	-11.1%
72102100	70530 59100	RepMaint O	.00	.00	.00	2,250.00	.00	.00	.0%
72102100	70632	Pro Develp	154.00	2,500.00	2,500.00	.00	2,200.00	2,200.00	-12.0%
72102100	70690 59100	Purch Serv	.00	2,250.00	2,250.00	120.00	2,250.00	1,500.00	-33.3%
72102100	79130 59000	Grants	250,000.00	250,000.00	250,000.00	250,000.00	250,000.00	275,000.00	10.0%
72102100	79130 59100	Grants	462,364.68	463,638.91	463,638.91	463,638.91	462,364.68	488,532.00	5.4%
72102100	79130 59200	Grants	15,000.00	25,000.00	25,000.00	15,641.00	25,000.00	35,000.00	40.0%
72102100	79990	Othr Exp	.00	10,025.00	10,025.00	.00	6,923.27	8,568.00	-14.5%
72102100	89154	To CdeEnfr	27,157.50	31,000.00	31,000.00	11,767.50	37,440.00	35,000.00	12.9%
TOTAL J M Scott Health Care			-1,262,458.76	.00	.00	-1,830,619.76	.00	.00	.0%
TOTAL REVENUE			-2,019,512.35	-788,763.91	-788,763.91	-2,574,164.58	-790,205.36	-850,000.00	.0%
TOTAL EXPENSE			757,053.59	788,763.91	788,763.91	743,544.82	790,205.36	850,000.00	.0%
GRAND TOTAL			-1,262,458.76	.00	.00	-1,830,619.76	.00	.00	.0%

# CITY OF BLOOMINGTON, IL

## PROJECTION 20265 / BUDGET ENTRY FUTURE YRS REPORT

ORG	OBJECT PROJ	DESC	2027	2028	2029	2030
<b>72102100 J M Scott Healthcare Trust</b>						
72102100	56010	Int Income	-400,000.00	-400,000.00	-400,000.00	-400,000.00
72102100	56110	UR GainLs	-450,000.00	-450,000.00	-450,000.00	-450,000.00
72102100	70010	Out Legal	1,800.00	1,800.00	1,800.00	1,800.00
72102100	70530	RepMaint O	2,500.00	2,500.00	2,500.00	2,500.00
72102100	70632	Pro Develp	2,200.00	2,200.00	2,200.00	2,200.00
72102100	70690 59100	Purch Serv	1,500.00	1,500.00	1,500.00	1,500.00
72102100	79130 59000	Grants	275,000.00	275,000.00	275,000.00	275,000.00
72102100	79130 59100	Grants	498,500.00	497,500.00	497,500.00	497,500.00
72102100	79130 59200	Grants	25,000.00	25,000.00	25,000.00	25,000.00
72102100	79990	Othr Exp	8,500.00	8,500.00	8,500.00	8,500.00
72102100	89154	To CdeEnfr	35,000.00	36,000.00	36,000.00	36,000.00
<b>TOTAL J M Scott Healthcare Trust</b>			<b>.00</b>	<b>.00</b>	<b>.00</b>	<b>.00</b>
<b>TOTAL REVENUE</b>			<b>-850,000.00</b>	<b>-850,000.00</b>	<b>-850,000.00</b>	<b>-850,000.00</b>
<b>TOTAL EXPENSE</b>			<b>850,000.00</b>	<b>850,000.00</b>	<b>850,000.00</b>	<b>850,000.00</b>
<b>GRAND TOTAL</b>			<b>.00</b>	<b>.00</b>	<b>.00</b>	<b>.00</b>

# CAPITAL IMPROVEMENT PROGRAM



## CAPITAL PROJECT SHEETS FROM THE FOLLOWING FUNDS

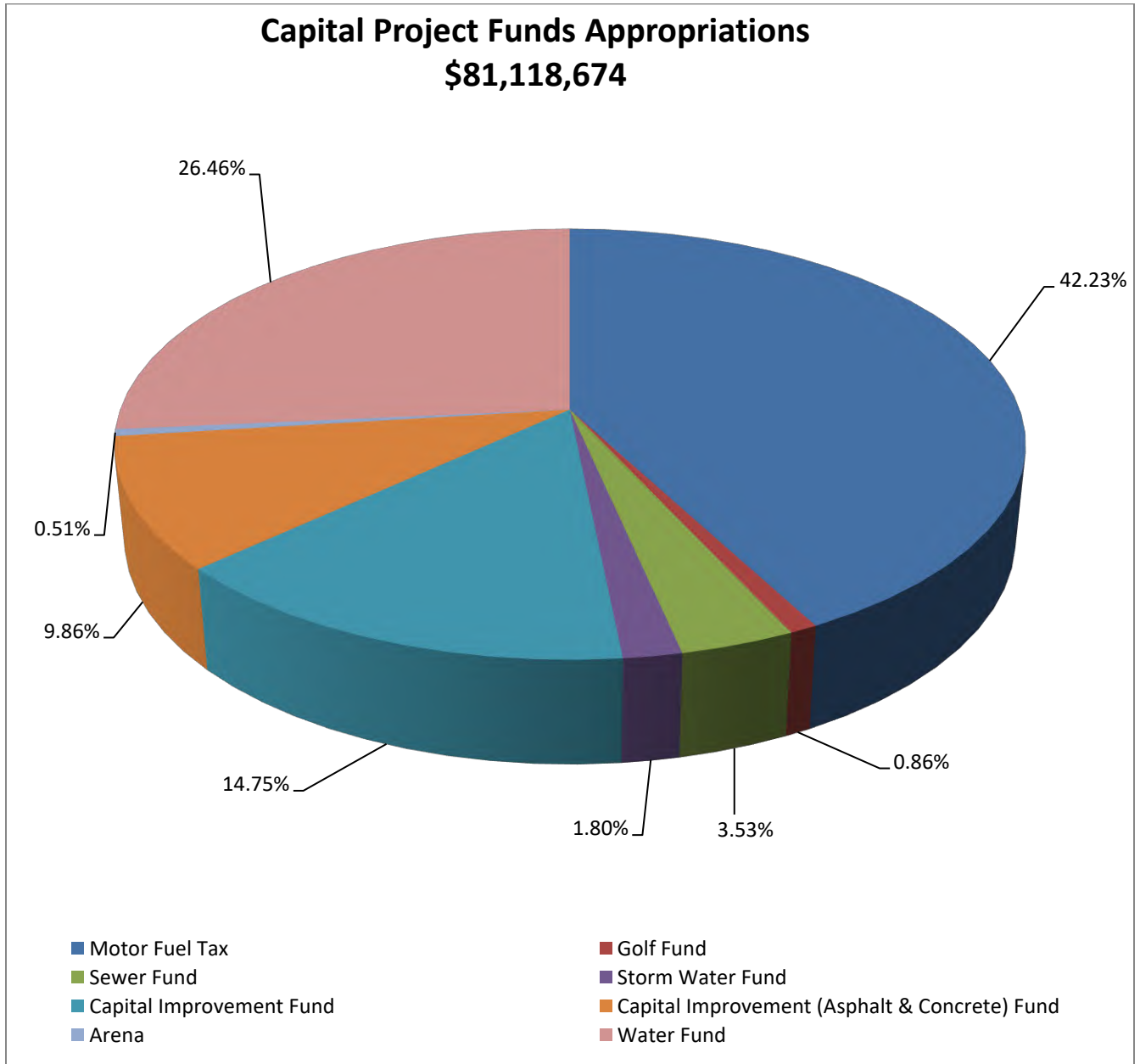
2030 Motor Fuel Tax  
4010 Capital Improvement  
4012 Capital Improvement (Asphalt & Concrete)  
5010 Water Fund  
5110 Sanitary Sewer  
5310 Storm Water  
5440 Solid Waste  
5640 Golf  
5710 Arena

## CAPITAL PROJECT EXPENDITURES

The City has a dollar threshold that the service or good must meet to qualify as a capital project. Capital infrastructure thresholds for capital assets vary from \$100,000 for street resurfacing, bridges, detention basins, pump stations, reservoirs, water plants, dams to \$25,000 for sanitary sewers, water mains, easements, sidewalks, bike trails and building improvements. The process to identify funded projects begins with input from residents, City staff and the City Council. After projects are identified, they are included in the proposed budget and the Finance Department budget team determines if sufficient funding exists for the project or if possible, borrowing may be necessary, also keeping in mind future operating or maintenance costs that may be recurring. These projects are then presented to the City Council and residents for feedback before final approval when the City Council adopts the annual budget.

### FY 2026-- Capital Improvement Summary

Included in the FY 2026 Adopted Budget are fifty-three capital improvement projects which total \$81,118,674. The listing of projects follows this page.



## City of Bloomington, Illinois FY 2026 Capital Projects (All Funds)

### Recommended Funding Sources

Ward		Adopted FY 2026	Type	General Fund	Fund Balance	Gasoline/Diesel Tax (MFT), Local MFT & .25% portion of HR Sales Tax increase	Borrowing/ Bonds	Grants/ Private Funding	Charges for Services
	<b>Motor Fuel Tax</b>								
2	Fox Creek Road Bridge & Road Improvements: Danbury Drive to Beich Road - Construction	\$ 16,478,720	Non-Recurring	\$ -	\$ 11,804,342	\$ -	\$ -	\$ 4,674,378	
2	Fox Creek Road Bridge & Road Improvements: Danbury Drive to Beich Road - Inspection	\$ 1,507,872	Non-Recurring	\$ -	\$ 1,039,500	\$ 468,372	\$ -	\$ -	\$ -
Citywide	Street Lighting Charges	\$ 500,000	Recurring	\$ -	\$ 500,000	\$ -	\$ -	\$ -	\$ -
1, 2, 8	Hamilton Road (Bunn Street to Morrissey Drive) - RR	\$ 5,467,207	Non-Recurring	\$ -	\$ 5,467,207	\$ -	\$ -	\$ -	\$ -
1, 2, 8	Hamilton Road (Bunn Street to Morrissey Drive) - RR Phase III Engineering	\$ 118,563	Non-Recurring	\$ -	\$ 118,563	\$ -	\$ -	\$ -	\$ -
1, 2, 8	Hamilton Road (Bunn Street to Commerce Parkway Phase 2) - Construction	\$ 7,080,441	Non-Recurring	\$ -	\$ 7,080,441	\$ -	\$ -	\$ -	\$ -
1, 2, 8	Hamilton Road (Bunn Street to Commerce Parkway Phase 2) - Construction Engineering	\$ 1,605,050	Non-Recurring	\$ -	\$ 1,605,050	\$ -	\$ -	\$ -	\$ -
Citywide	IL Route 9 Corridor Improvements (Locust) - Hinshaw to Center (City Share)	\$ 500,000	Non-Recurring		\$ -	\$ 500,000			
Citywide	IL Route 9 Corridor Improvements (Empire) - Lee to Towanda (City Share)	\$ 1,000,000	Non-Recurring		\$ -	\$ 1,000,000			
	<b>Sub-Total:</b>	<b>\$ 34,257,853</b>		<b>\$ -</b>	<b>\$ 27,615,103</b>	<b>\$ 1,968,372</b>	<b>\$ -</b>	<b>\$ 4,674,378</b>	<b>\$ -</b>
	<b>Unfunded:</b>	<b>\$ -</b>							
	<b>Total Motor Fuel Tax Projects Funded:</b>	<b>\$ 34,257,853</b>							
	<b>Capital Improvement Fund/General Fund</b>								
	<b>Administration Capital Improvement Projects</b>								
6	Purchase of a Downtown Parking Complex	\$ 3,950,000	Non-Recurring	\$ 3,950,000	\$ -	\$ -	\$ -	\$ -	\$ -
	<b>Fire Capital Improvement Projects</b>								
1	Fire Station 4 Kitchen Remodel	\$ 100,000	Non-Recurring	\$ 100,000	\$ -	\$ -	\$ -	\$ -	\$ -
3	Fire Station 3 HVAC Replacement	\$ 280,000	Non-Recurring	\$ 280,000	\$ -	\$ -	\$ -	\$ -	\$ -
6	Fire Station 1 HVAC Replacement	\$ 825,000	Non-Recurring	\$ 825,000	\$ -	\$ -	\$ -	\$ -	\$ -
6	Fire Station 1 Sprinkler Addition	\$ 50,000	Non-Recurring	\$ 50,000	\$ -	\$ -	\$ -	\$ -	\$ -
	<b>Facilities Capital Improvement Projects</b>								
Citywide	Unforeseen Major Facility Repairs	\$ 100,000	Non-Recurring	\$ 100,000	\$ -	\$ -	\$ -	\$ -	\$ -
6	Police Department Elevator Improvements	\$ 300,000	Non-Recurring	\$ 300,000	\$ -	\$ -	\$ -	\$ -	\$ -
6	Police Department HVAC System	\$ 500,000	Non-Recurring	\$ 500,000	\$ -	\$ -	\$ -	\$ -	\$ -

## City of Bloomington, Illinois FY 2026 Capital Projects (All Funds)

### Recommended Funding Sources

Ward		Adopted FY 2026	Type	General Fund	Fund Balance	Gasoline/Diesel Tax (MFT), Local MFT & .25% portion of HR Sales Tax increase	Borrowing/ Bonds	Grants/ Private Funding	Charges for Services
	<b><u>Parks Capital Improvement Projects</u></b>								
1	Miller Park Zoo Katthoefer - Building Upgrade	\$ 500,000	Non-Recurring	\$ -	\$ -	\$ -	\$ -	\$ 500,000	\$ -
7	Sunnyside Park Sustainability Initiative OSLAD Grant	\$ 3,270,400	Non-Recurring	\$ -	\$ -	\$ -	\$ -	\$ 3,270,400	\$ -
Citywide	Unforeseen Major Repairs Throughout Parks & Recreation Department	\$ 50,000	Recurring	\$ 50,000	\$ -	\$ -	\$ -	\$ -	\$ -
2	Westwood Playground - Install playground and develop park	\$ 50,000	Non-Recurring	\$ 50,000	\$ -	\$ -	\$ -	\$ -	\$ -
County	Route 66 Trail - Funk's Grove to McLean - Construction	\$ 130,000	Non-Recurring	\$ 130,000	\$ -	\$ -	\$ -	\$ -	\$ -
County	Route 66 Trail-Towanda to Lexington-(Phase 1)	\$ 13,700	Non-Recurring	\$ 13,700	\$ -	\$ -	\$ -	\$ -	\$ -
2	Trail-Resurfacing Morris Avenue to Bellas Landscaping 4,303'	\$ 193,635	Non-Recurring	\$ 193,635	\$ -	\$ -	\$ -	\$ -	\$ -
1	Zoo - Kitchen Roof Replacement	\$ 200,000	Non-Recurring	\$ 200,000	\$ -	\$ -	\$ -	\$ -	\$ -
7	O'Neil Aquatics Center - Concessions Shade Sail	\$ 25,000	Non-Recurring	\$ 25,000	\$ -	\$ -	\$ -	\$ -	\$ -
	<b><u>Engineering Capital Improvement Projects</u></b>								
8	Hershey & Hamilton Road Trail and Ireland Grove Road Sidewalk Improvements	\$ 500,000	Non-Recurring	\$ -	\$ -	\$ -	\$ -	\$ 500,000	\$ -
1, 2	Constitution Trail Extension: Lafayette St to Hamilton Rd - Land	\$ 4,000	Non-Recurring	\$ 4,000	\$ -	\$ -	\$ -	\$ -	\$ -
1, 2	Constitution Trail Extension: Lafayette St to Hamilton Rd - Construction Inspection (Phase III Services)	\$ 90,000	Non-Recurring	\$ 24,392	\$ -	\$ -	\$ -	\$ 65,608	\$ -
1, 2	Constitution Trail Extension: Lafayette St to Hamilton Rd - Construction (ITEP Grant City Share)	\$ 220,000	Non-Recurring	\$ 220,000	\$ -	\$ -	\$ -	\$ -	\$ -
3	Airport Rd & Cornelius Dr Traffic Signal Improvements - Design	\$ 64,000	Non-Recurring	\$ 11,000	\$ -	\$ -	\$ -	\$ 53,000	\$ -
3	Airport Rd & Cornelius Dr Traffic Signal Improvements - Construction	\$ 547,000	Non-Recurring	\$ -	\$ -	\$ -	\$ -	\$ 547,000	\$ -
	<b>Sub-Total:</b>	<b>\$ 11,962,735</b>		<b>\$ 7,026,727</b>	<b>\$ -</b>	<b>\$ -</b>	<b>\$ -</b>	<b>\$ 4,936,008</b>	<b>\$ -</b>
	<b>Unfunded:</b>								
	<b>Total Capital Improvement Fund Projects Funded: \$ 11,962,735</b>								
	<b>Capital Improvement (Asphalt &amp; Concrete) Fund</b>								
	<b><u>Public Works Capital Improvement Fund (Asphalt &amp; Concrete) Projects</u></b>								
Citywide	Multi-Year Street & Alley Resurface Program	\$ 2,750,000	Recurring	\$ -	\$ -	\$ 2,750,000	\$ -	\$ -	\$ -
Citywide	High Pressure Slurry Seal	\$ 1,500,000	Recurring	\$ -	\$ -	\$ 1,500,000	\$ -	\$ -	\$ -
Citywide	Reclamite	\$ 250,000	Recurring	\$ -	\$ -	\$ 250,000	\$ -	\$ -	\$ -
Citywide	Multi-Year Sidewalk, Curb & Gutter Replacement	\$ 2,800,000	Recurring	\$ -	\$ -	\$ 2,800,000	\$ -	\$ -	\$ -
Citywide	Multi-Year Street, Alley & Sidewalk Repairs	\$ 700,000	Recurring	\$ -	\$ -	\$ 700,000	\$ -	\$ -	\$ -
	<b>Sub-Total:</b>	<b>\$ 8,000,000</b>		<b>\$ -</b>	<b>\$ -</b>	<b>\$ 8,000,000</b>	<b>\$ -</b>	<b>\$ -</b>	<b>\$ -</b>
	<b>Unfunded:</b>								
	<b>Total Capital Improvement Fund (Asphalt &amp; Concrete) Projects Funded: \$ 8,000,000</b>								

## City of Bloomington, Illinois FY 2026 Capital Projects (All Funds)

### Recommended Funding Sources

Ward	Enterprise Fund(s)	Adopted FY 2026	Type	General Fund	Fund Balance	Gasoline/Diesel Tax (MFT), Local MFT & .25% portion of HR Sales Tax increase	Borrowing/ Bonds	Grants/ Private Funding	Charges for Services
<b>Ward</b>	<b>Water Fund</b>								
1, 2, 8	Hamilton Road (Bunn Street to Morrissey Drive) - Construction (City Share)	\$ 1,066,836	Non-Recurring		\$ -	\$ -	\$ 1,066,836	\$ -	\$ -
Citywide	Multi-Year GIS Consultant Services	\$ 38,750	Recurring	\$ -	\$ 38,750	\$ -	\$ -	\$ -	\$ -
Citywide	Multi-Year Consultant Leak Detection for Water Loss Prevention	\$ 50,000	Recurring	\$ -	\$ 50,000	\$ -	\$ -	\$ -	\$ -
Citywide	Census Tract 59 Water Main & Lead Service Line Replacement Project Phase 1 - Design	\$ 200,000	Non-Recurring	\$ -	\$ -	\$ -	\$ 200,000	\$ -	\$ -
Citywide	Census Tract 59 WMR & LSLR Project - Phase 1 - Construction	\$ 4,500,000	Non-Recurring	\$ -	\$ -	\$ -	\$ 4,500,000	\$ -	\$ -
Citywide	US 51 Water Main Replacement - Design	\$ 980,500	Non-Recurring	\$ -	\$ -	\$ -	\$ 980,500	\$ -	\$ -
Citywide	US 51 Water Main Replacement - Construction	\$ 9,805,000	Non-Recurring	\$ -	\$ -	\$ -	\$ 9,805,000	\$ -	\$ -
6	Downtown Streetscape Lead Service Line & Water Main Replacement	\$ 750,000	Non-Recurring	\$ -	\$ -	\$ -	\$ 750,000	\$ -	\$ -
Citywide	Water Main Replacement and Upgrades - Design	\$ 1,000,000	Non-Recurring	\$ -	\$ -	\$ -	\$ 1,000,000	\$ -	\$ -
Citywide	Water Treatment Plant Powdered Activated Carbon (PAC) Storage & Feed Facility - Design	\$ 75,000	Non-Recurring	\$ -	\$ 75,000	\$ -	\$ -	\$ -	\$ -
Citywide	Water Treatment Plant Powdered Activated Carbon (PAC) Storage & Feed Facility - Construction	\$ 750,000	Non-Recurring	\$ -	\$ 750,000	\$ -	\$ -	\$ -	\$ -
Citywide	Water Treatment Plant Hydrated Lime Design	\$ 500,000	Non-Recurring	\$ -	\$ 500,000	\$ -	\$ -	\$ -	\$ -
Citywide	Lake Parks Maintenance Building - Construction	\$ 750,000	Recurring	\$ -	\$ 750,000	\$ -	\$ -	\$ -	\$ -
Citywide	Water Treatment Plant / Lake Evergreen Electrical Rehabilitation Design	\$ 1,000,000	Recurring	\$ -	\$ 1,000,000	\$ -	\$ -	\$ -	\$ -
	<b>Sub-Total:</b>	<b>\$ 21,466,086</b>		<b>\$ -</b>	<b>\$ 3,163,750</b>	<b>\$ -</b>	<b>\$ 18,302,336</b>	<b>\$ -</b>	<b>\$ -</b>
	<b>Unfunded:</b>								
	<b>Total Water Fund Projects Funded:</b>	<b>\$ 21,466,086</b>							
<b>Ward</b>	<b>Sewer Fund</b>								
Citywide	Mutli-Year Sanitary Sewer Rehabilitation	\$ 2,000,000	Recurring	\$ -	\$ 2,000,000	\$ -	\$ -	\$ -	\$ -
6	Downtown Streetscape Phase 1 Construction-Sewer Separation	\$ 212,500	Non-Recurring	\$ -	\$ 212,500	\$ -	\$ -	\$ -	\$ -
1	East Street Basin Phase 5 Design	\$ 91,000	Non-Recurring	\$ -	\$ 91,000	\$ -	\$ -	\$ -	\$ -
1	East Street Basin Phase 5 Land Acquisition	\$ 22,500	Non-Recurring	\$ -	\$ 22,500	\$ -	\$ -	\$ -	\$ -
1	East Street Basin Phase 5 Construction	\$ 535,000	Non-Recurring	\$ -	\$ 535,000	\$ -	\$ -	\$ -	\$ -
	<b>Sub-Total:</b>	<b>\$ 2,861,000</b>		<b>\$ -</b>	<b>\$ 2,861,000</b>	<b>\$ -</b>	<b>\$ -</b>	<b>\$ -</b>	<b>\$ -</b>
	<b>Unfunded:</b>								
	<b>Total Sewer Fund Projects Funded:</b>	<b>\$ 2,861,000</b>							

## City of Bloomington, Illinois FY 2026 Capital Projects (All Funds)

### Recommended Funding Sources

Ward		Adopted FY 2026	Type	General Fund	Fund Balance	Gasoline/Diesel Tax (MFT), Local MFT & .25% portion of HR Sales Tax increase	Borrowing/ Bonds	Grants/ Private Funding	Charges for Services
<b>Ward</b>	<b>Storm Water Fund</b>								
6	Downtown Streetscape Phase 1 Construction-Sewer Separation	\$ 212,500	Non-Recurring	\$ -	\$ 212,500	\$ -	\$ -	\$ -	\$ -
6	Downtown Streetscape Phase 1 Construction-Underground Detention	\$ 600,000	Non-Recurring	\$ -	\$ 600,000	\$ -	\$ -	\$ -	\$ -
1	East Street Basin Phase 5 Design	\$ 91,000	Non-Recurring	\$ -	\$ 91,000	\$ -	\$ -	\$ -	\$ -
1	East Street Basin Phase 5 Land Acquisition	\$ 22,500	Non-Recurring	\$ -	\$ 22,500	\$ -	\$ -	\$ -	\$ -
1	East Street Basin Phase 5 Construction	\$ 535,000	Non-Recurring	\$ -	\$ 535,000	\$ -	\$ -	\$ -	\$ -
	<b>Sub-Total:</b>	<b>\$ 1,461,000</b>		<b>\$ -</b>	<b>\$ 1,461,000</b>	<b>\$ -</b>	<b>\$ -</b>	<b>\$ -</b>	<b>\$ -</b>
	<b>Unfunded:</b>	<b>\$ -</b>							
	<b>Total Storm Water Fund Projects Funded:</b>	<b>\$ 1,461,000</b>							
	<b>Golf Fund</b>								
1	Highland Park Club House Design	\$ 125,000	Non-Recurring	\$ -	\$ 570,000	\$ -	\$ -	\$ -	\$ -
1	Highland Park Shed 1 and Club House replacement	\$ 570,000	Non-Recurring	\$ -	\$ 125,000	\$ -	\$ -	\$ -	\$ -
	<b>Sub-Total:</b>	<b>\$ 695,000</b>		<b>\$ -</b>	<b>\$ 695,000</b>	<b>\$ -</b>	<b>\$ -</b>	<b>\$ -</b>	<b>\$ -</b>
	<b>Unfunded:</b>	<b>\$ -</b>							
	<b>Total Golf Fund Projects:</b>	<b>\$ 695,000</b>							
	<b>Arena Fund</b>								
6	Upgrade Refrigeration in small HVAC Units (year 2 of 5)	\$ 50,000	Non-recurring	\$ 50,000	\$ -	\$ -	\$ -	\$ -	\$ -
6	Dashboard and Glass Replacement	\$ 365,000	Non-recurring	\$ 365,000	\$ -	\$ -	\$ -	\$ -	\$ -
	<b>Sub-Total:</b>	<b>\$ 415,000</b>		<b>\$ 415,000</b>	<b>\$ -</b>	<b>\$ -</b>	<b>\$ -</b>	<b>\$ -</b>	<b>\$ -</b>
	<b>Unfunded:</b>	<b>\$ -</b>							
	<b>Total Arena Fund Projects Funded:</b>	<b>\$ 415,000</b>							
	<b>Subtotal All Funds Projects:</b>	<b>\$ 81,118,674</b>		<b>\$ 7,441,727</b>	<b>\$ 35,795,853</b>	<b>\$ 9,968,372</b>	<b>\$ 18,302,336</b>	<b>\$ 9,610,386</b>	<b>\$ -</b>
	<b>Total All Funds Projects Unfunded:</b>	<b>\$ -</b>							
	<b>Total All Funds Projects Funded:</b>	<b>\$ 81,118,674</b>							

MOTOR FUEL TAX FUND CAPITAL  
PROJECTS



**FY 2026 -- Capital Improvement Summary  
Motor Fuel Tax Fund**

The list provides a synopsis of the major capital projects planned for the City in FY 2026. The detailed budget document is provided in the pages that follow this synopsis. This synopsis provides an estimate of the financial impact each project will have on the City's overall operating funds upon the completion of the project.

**Motor Fuel Tax (MFT) Fund**

❖ **Fox Creek Road Bridge & Road Improvements: Danbury to Beich Road-  
Construction & Construction Inspection**

➤ <u>Motor Fuel Tax Fund</u>	
Construction	\$16,478,720
Construction Inspection	<u>\$1,507,872</u>
Total MFT Project	\$17,986,592

❖ **Street Lighting Charges - Electricity**

➤ <u>Motor Fuel Tax Fund</u>	
Electricity	<u>\$500,000</u>
Total MFT Project	\$500,000

❖ **Hamilton Road (Bunn Street to Morrissey Drive) – RR, Engineering,  
Construction & Construction Engineering**

➤ <u>Motor Fuel Tax Fund</u>	
RR	\$5,467,207
Engineering	\$118,563
Construction	\$7,080,441
Construction Engineering	<u>\$1,605,050</u>
Total MFT Project	\$14,271,261

❖ **IL Route 9 Corridor Improvements (Locust) - Hinshaw to Center (City Share) -  
Construction**

➤ <u>Motor Fuel Tax Fund</u>	
Construction	<u>\$500,000</u>
Total MFT Project	\$500,000

❖ **IL Route 9 Corridor Improvements (Empire) - Lee to Towanda (City Share) - Construction**

➤ <u>Motor Fuel Tax Fund</u>	
Construction	<u>\$1,000,000</u>
Total MFT Project	\$1,000,000

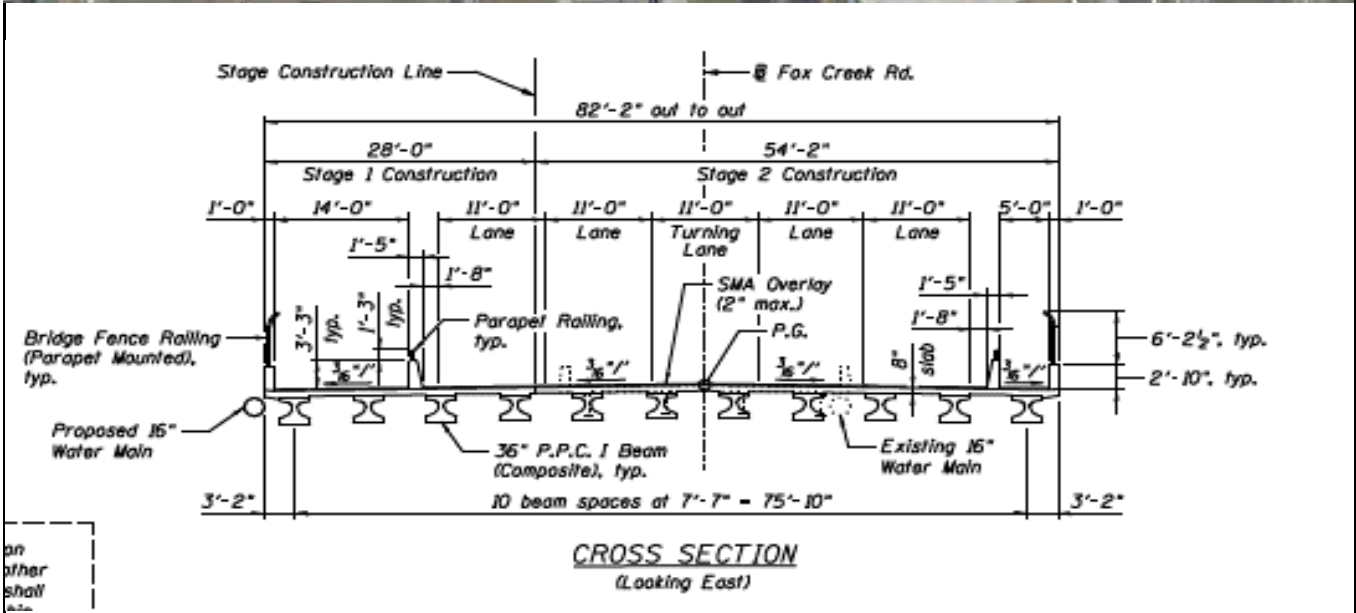
**Total FY 2026 Cost: \$34,257,853**

CITY OF BLOOMINGTON  
CAPITAL IMPROVEMENTS PROGRAM FY 2026- FY 2030

<i>FUNDING SOURCE(S)</i>		<i>DEPARTMENT</i>		<i>CITY CONTACT PERSON</i>		<i>WARD</i>	
Motor Fuel Tax,		Engineering Division		Brock Sutton		2	
Grants / Other							
<i>PROJECT TITLE</i>				<i>ACCOUNT NUMBER</i>			
Fox Creek Road Bridge & Road Improvements: Danbury to Beich Road				20300300-70051, 72530, Grants-57490			
<i>PROJECT DESCRIPTION/JUSTIFICATION</i>							
<p>This section of Fox Creek Road is currently a two lane rural cross section with shoulders and ditches. This project will reconstruct Fox Creek Road and bridge as five lane urban sections with curb and gutter. A multi-use trail will be constructed on the north side and a sidewalk on the south side. Traffic signals and turn lanes will also be installed at Danbury Drive and Beich Road. Pedestrian accommodations will also be constructed on the bridge to connect neighborhoods north of Fox Creek Road to Pepperidge Elementary. New storm sewers and water main will also be installed. The project costs will be partially reimbursed from the IL Commerce Commission's Grade Crossing Protection Fund. The construction costs shown below show the total project cost which will be paid up front by the City with reimbursement estimated at \$4,674,378 from the Grade Crossing Protection Fund.</p> <p><b>Operating Impact:</b> The cost to maintain the improved road and trail crossing will be minimal in the first few years due to the improvement being new. Electrical fees for the new signal will be minimal and added to the cost of all City maintained signals. Future cost will include patching, resurfacing and eventual replacement of signals.</p>							
Projected start date:			Projected completion date:			TYPE REQUEST	
DESIGN BID:	3/10/2014	DESIGN BID:	3/10/2014	X	CONTINUATION REVISION NEW		
DESIGN:	4/1/2014	DESIGN:	12/1/2024				
CONSTRUCTION BID:	12/1/2024	CONSTRUCTION BID:	3/1/2025				
CONSTRUCTION:	3/1/2025	CONSTRUCTION:	12/1/2026				
<b>EXPENSES</b>		<b>FY 2026</b>	<b>FY 2027</b>	<b>FY 2028</b>	<b>FY 2029</b>	<b>FY 2030</b>	<b>TOTAL</b>
PLANNING/DESIGN	\$1,507,872	\$0	\$0	\$0	\$0	\$0	\$1,507,872
LAND	\$0	\$0	\$0	\$0	\$0	\$0	\$0
CONSTRUCTION	\$16,478,720	\$0	\$0	\$0	\$0	\$0	\$16,478,720
EQUIPMENT/FURNISHINGS	\$0	\$0	\$0	\$0	\$0	\$0	\$0
TOTAL	\$17,986,592	\$0	\$0	\$0	\$0	\$0	\$17,986,592
<b>REVENUES</b>		<b>FY 2026</b>	<b>FY 2027</b>	<b>FY 2028</b>	<b>FY 2029</b>	<b>FY 2030</b>	<b>TOTAL</b>
GENERAL FUND	\$0	\$0	\$0	\$0	\$0	\$0	\$0
MOTOR FUEL TAX	\$13,312,214	\$0	\$0	\$0	\$0	\$0	\$13,312,214
CAPITAL IMPROVEMENT	\$0	\$0	\$0	\$0	\$0	\$0	\$0
WATER	\$0	\$0	\$0	\$0	\$0	\$0	\$0
SANITARY SEWER	\$0	\$0	\$0	\$0	\$0	\$0	\$0
STORM WATER	\$0	\$0	\$0	\$0	\$0	\$0	\$0
BONDS	\$0	\$0	\$0	\$0	\$0	\$0	\$0
GRANTS/OTHER	\$4,674,378	\$0	\$0	\$0	\$0	\$0	\$4,674,378
TOTAL REVENUES	\$17,986,592	\$0	\$0	\$0	\$0	\$0	\$17,986,592
<b>OPERATING</b>		<b>FY 2026</b>	<b>FY 2027</b>	<b>FY 2028</b>	<b>FY 2029</b>	<b>FY 2030</b>	<b>TOTAL</b>
PERSONNEL	\$0	\$0	\$0	\$0	\$0	\$0	\$0
MAINT./OPERATIONS	\$0	\$0	\$0	\$0	\$0	\$0	\$0
CAPITAL OUTLAY	\$0	\$0	\$0	\$0	\$0	\$0	\$0
TOTAL OPERATING COST	\$0	\$0	\$0	\$0	\$0	\$0	\$0
(OPERATING REVENUES)	\$0	\$0	\$0	\$0	\$0	\$0	\$0

CITY OF BLOOMINGTON  
 CAPITAL IMPROVEMENTS PROGRAM FY 2026- FY 2030

FUNDING SOURCE(S)	DEPARTMENT	DIVISION/PROGRAM	WARD
Motor Fuel Tax,	Engineering Division	Brock Sutton	2
PROJECT TITLE		ACCOUNT NUMBER	
Fox Creek Road Bridge & Road Improvements: Danbury to Beich Road		20300300-70051, 72530, Grants-57490	



on  
 other  
 shall



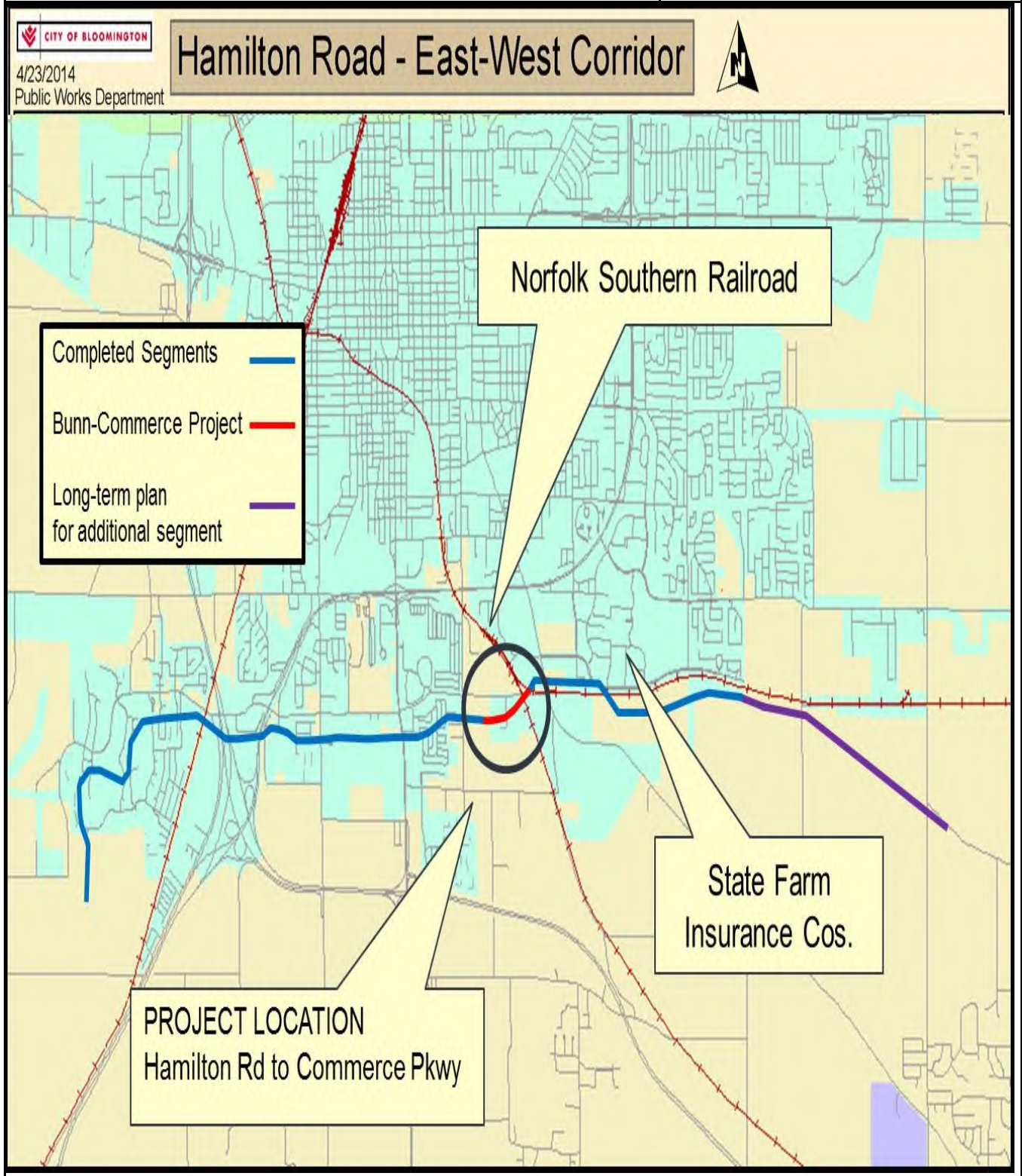
CITY OF BLOOMINGTON  
CAPITAL IMPROVEMENTS PROGRAM FY 2026- FY 2030

<i>FUNDING SOURCE(S)</i>	<i>DEPARTMENT</i>		<i>CITY CONTACT PERSON</i>	<i>WARD</i>		
Motor Fuel Tax	Engineering Division		Robert Yehl	Citywide		
<i>PROJECT TITLE</i>			<i>ACCOUNT NUMBER</i>			
Street Lighting			20300300-71320			
<i>PROJECT DESCRIPTION/JUSTIFICATION</i>						
<p>This item includes payment to the electric utilities for providing street lights on public streets in Bloomington. In the Ameren service area this includes the cost of electric power along with maintenance and replacement of bulbs, ballasts, photo cells, poles, fixtures and wiring. In the Corn Belt Energy service area this is mainly the cost of electric power and bulbs. These services are provided as outlined in the respective franchise agreements. This item is not bid, but is a reimbursement to the City from the MFT fund.</p> <p><b>Operating Impact:</b> The City is using \$500,000 of Motor Fuel Tax Funds to reimburse the General Fund for the estimated \$1.0M to \$1.3M annual total cost.</p>						
Projected start date:		Projected completion date:		TYPE REQUEST		
DESIGN BID:	NA	DESIGN BID:	NA	X	CONTINUATION REVISION NEW	
DESIGN:	NA	DESIGN:	NA			
CONSTRUCTION BID:	NA	CONSTRUCTION BID:	NA			
CONSTRUCTION:	NA	CONSTRUCTION:	NA			
<b>EXPENSES</b>	<b>FY 2026</b>	<b>FY 2027</b>	<b>FY 2028</b>	<b>FY 2029</b>	<b>FY 2030</b>	<b>TOTAL</b>
PLANNING/DESIGN	\$0	\$0	\$0	\$0	\$0	\$0
ELECTRIC	\$500,000	\$500,000	\$1,000,000	\$1,000,000	\$1,000,000	\$4,000,000
CONSTRUCTION	\$0	\$0	\$0	\$0	\$0	\$0
EQUIPMENT/FURNISHINGS	\$0	\$0	\$0	\$0	\$0	\$0
TOTAL	\$500,000	\$500,000	\$1,000,000	\$1,000,000	\$1,000,000	\$4,000,000
<b>REVENUES</b>	<b>FY 2026</b>	<b>FY 2027</b>	<b>FY 2028</b>	<b>FY 2029</b>	<b>FY 2030</b>	<b>TOTAL</b>
GENERAL FUND	\$0	\$0	\$0	\$0	\$0	\$0
MOTOR FUEL TAX	\$500,000	\$500,000	\$1,000,000	\$1,000,000	\$1,000,000	\$4,000,000
CAPITAL IMPROVEMENT	\$0	\$0	\$0	\$0	\$0	\$0
WATER	\$0	\$0	\$0	\$0	\$0	\$0
SANITARY SEWER	\$0	\$0	\$0	\$0	\$0	\$0
STORM WATER	\$0	\$0	\$0	\$0	\$0	\$0
BONDS	\$0	\$0	\$0	\$0	\$0	\$0
GRANTS/OTHER	\$0	\$0	\$0	\$0	\$0	\$0
TOTAL REVENUES	\$500,000	\$500,000	\$1,000,000	\$1,000,000	\$1,000,000	\$4,000,000
<b>OPERATING</b>	<b>FY 2026</b>	<b>FY 2027</b>	<b>FY 2028</b>	<b>FY 2029</b>	<b>FY 2030</b>	<b>TOTAL</b>
PERSONNEL	\$0	\$0	\$0	\$0	\$0	\$0
MAINT./OPERATIONS	\$0	\$0	\$0	\$0	\$0	\$0
CAPITAL OUTLAY	\$0	\$0	\$0	\$0	\$0	\$0
TOTAL OPERATING COST	\$0	\$0	\$0	\$0	\$0	\$0
(OPERATING REVENUES)	\$0	\$0	\$0	\$0	\$0	\$0

CITY OF BLOOMINGTON  
CAPITAL IMPROVEMENTS PROGRAM FY 2026- FY 2030

FUNDING SOURCE(S)	DEPARTMENT	CITY CONTACT PERSON	WARD			
Motor Fuel Tax, Water	Engineering Division	Chad Langan	1, 2, 8			
Grants / Other						
PROJECT TITLE	ACCOUNT NUMBER					
Hamilton Road Phase 2: Bunn Street to Commerce Parkway	20300300-70051, 20300300-72510, 20300300-72530, 50100120-72540, Grants-53310					
PROJECT DESCRIPTION/JUSTIFICATION						
<p>This is the last section of Hamilton Road needed to complete this four lane arterial from Fox Creek Elementary to Hershey Road. Phase 2 is from Bunn Street to Commerce Parkway and includes crossing the Norfolk Southern Railroad at grade. Rhodes Lane will be reconstructed to "tee" into the new Hamilton Road and will have new cul-de-sac that will cut off access to Morrissey Drive.</p> <p><b>Operating Impact:</b> When completed this project will alleviate traffic on Veterans Parkway (Business 55) and the new four lane arterial will provide future economic development opportunities. In addition, while a new railroad crossing will be added, two current crossings will be closed. Maintenance in future years will include patching and paving and will be incorporated into the City's annual resurfacing budget</p>						
Projected start date:		Projected completion date:		TYPE REQUEST		
DESIGN BID:	1/14/2019	DESIGN BID:	1/14/2019	X CONTINUATION		
DESIGN:	11/6/2019	DESIGN:	1/31/2025	X REVISION		
CONSTRUCTION BID:	1/31/2025	CONSTRUCTION BID:	3/7/2025	NEW		
CONSTRUCTION:	5/1/2025	CONSTRUCTION:	11/20/2026			
EXPENSES	FY 2026	FY 2027	FY 2028	FY 2029	FY 2030	TOTAL
PLANNING/DESIGN	\$0	\$0	\$0	\$0	\$0	\$0
LAND	\$0	\$0	\$0	\$0	\$0	\$0
CONSTRUCTION	\$23,864,896	\$0	\$0	\$0	\$0	\$23,864,896
EQUIPMENT/FURNISHINGS	\$0	\$0	\$0	\$0	\$0	\$0
TOTAL	\$23,864,896	\$0	\$0	\$0	\$0	\$23,864,896
REVENUES	FY 2026	FY 2027	FY 2028	FY 2029	FY 2030	TOTAL
GENERAL FUND	\$0	\$0	\$0	\$0	\$0	\$0
MOTOR FUEL TAX	\$14,271,261	\$0	\$0	\$0	\$0	\$14,271,261
CAPITAL IMPROVEMENT	\$0	\$0	\$0	\$0	\$0	\$0
WATER	\$1,066,836	\$0	\$0	\$0	\$0	\$1,066,836
SANITARY SEWER	\$0	\$0	\$0	\$0	\$0	\$0
STORM WATER	\$0	\$0	\$0	\$0	\$0	\$0
BONDS	\$0	\$0	\$0	\$0	\$0	\$0
GRANTS/OTHER	\$8,543,576	\$0	\$0	\$0	\$0	\$8,543,576
TOTAL REVENUES	\$23,881,673	\$0	\$0	\$0	\$0	\$23,881,673
OPERATING	FY 2026	FY 2027	FY 2028	FY 2029	FY 2030	TOTAL
PERSONNEL	\$0	\$0	\$0	\$0	\$0	\$0
MAINT./OPERATIONS	\$0	\$0	\$0	\$0	\$0	\$0
CAPITAL OUTLAY	\$0	\$0	\$0	\$0	\$0	\$0
TOTAL OPERATING COST	\$0	\$0	\$0	\$0	\$0	\$0
(OPERATING REVENUES)	\$0	\$0	\$0	\$0	\$0	\$0

FUNDING SOURCE(S)	DEPARTMENT	DIVISION/PROGRAM	WARD
Motor Fuel Tax, WaterGrants / Other	Engineering Division	Chad Langan	1, 2, 8
PROJECT TITLE	ACCOUNT NUMBER		
Hamilton Road Phase 2: Bunn Street to Commerce Parkway	20300300-70051, 20300300-72510, 20300300-72530, 50100120-72540, Grants-53310		



CITY OF BLOOMINGTON  
CAPITAL IMPROVEMENTS PROGRAM FY 2026- FY 2030

<i>FUNDING SOURCE(S)</i>	<i>DEPARTMENT</i>		<i>CITY CONTACT PERSON</i>	<i>WARD</i>		
Motor Fuel Tax	Engineering Division		Robert Yehl	Citywide		
<i>PROJECT TITLE</i>			<i>ACCOUNT NUMBER</i>			
IL Route 9 Corridor Improvements (Locust) - Hinshaw to Center (City Share)			20300300-72530			
<i>PROJECT DESCRIPTION/JUSTIFICATION</i>						
City estimated share per IDOT for work on IL Route 9 Corridor Improvements (Locust) - Hinshaw to Center .						
<b>Operating Impact:</b> The City is funding this project via Motor Fuel Tax Funds reserves.						
Projected start date:			Projected completion date:		TYPE REQUEST	
DESIGN BID:	NA	DESIGN BID:	NA	X	CONTINUATION	
DESIGN:	NA	DESIGN:	NA		REVISION	
CONSTRUCTION BID:	NA	CONSTRUCTION BID:	NA		NEW	
CONSTRUCTION:	NA	CONSTRUCTION:	NA			
<b>EXPENSES</b>	<b>FY 2026</b>	<b>FY 2027</b>	<b>FY 2028</b>	<b>FY 2029</b>	<b>FY 2030</b>	<b>TOTAL</b>
PLANNING/DESIGN	\$0	\$0	\$0	\$0	\$0	\$0
ELECTRIC	\$0	\$0	\$0	\$0	\$0	\$0
CONSTRUCTION	\$500,000	\$0	\$0	\$0	\$0	\$500,000
EQUIPMENT/FURNISHINGS	\$0	\$0	\$0	\$0	\$0	\$0
TOTAL	\$500,000	\$0	\$0	\$0	\$0	\$500,000
<b>REVENUES</b>	<b>FY 2026</b>	<b>FY 2027</b>	<b>FY 2028</b>	<b>FY 2029</b>	<b>FY 2030</b>	<b>TOTAL</b>
GENERAL FUND	\$0	\$0	\$0	\$0	\$0	\$0
MOTOR FUEL TAX	\$500,000	\$0	\$0	\$0	\$0	\$500,000
CAPITAL IMPROVEMENT	\$0	\$0	\$0	\$0	\$0	\$0
WATER	\$0	\$0	\$0	\$0	\$0	\$0
SANITARY SEWER	\$0	\$0	\$0	\$0	\$0	\$0
STORM WATER	\$0	\$0	\$0	\$0	\$0	\$0
BONDS	\$0	\$0	\$0	\$0	\$0	\$0
GRANTS/OTHER	\$0	\$0	\$0	\$0	\$0	\$0
TOTAL REVENUES	\$500,000	\$0	\$0	\$0	\$0	\$500,000
<b>OPERATING</b>	<b>FY 2026</b>	<b>FY 2027</b>	<b>FY 2028</b>	<b>FY 2029</b>	<b>FY 2030</b>	<b>TOTAL</b>
PERSONNEL	\$0	\$0	\$0	\$0	\$0	\$0
MAINT./OPERATIONS	\$0	\$0	\$0	\$0	\$0	\$0
CAPITAL OUTLAY	\$0	\$0	\$0	\$0	\$0	\$0
TOTAL OPERATING COST	\$0	\$0	\$0	\$0	\$0	\$0
(OPERATING REVENUES)	\$0	\$0	\$0	\$0	\$0	\$0

CITY OF BLOOMINGTON  
CAPITAL IMPROVEMENTS PROGRAM FY 2026- FY 2030

FUNDING SOURCE(S)	DEPARTMENT	CITY CONTACT PERSON	WARD			
Motor Fuel Tax	Engineering Division	Robert Yehl	Citywide			
PROJECT TITLE		ACCOUNT NUMBER				
IL Route 9 Corridor Improvements (Empire) - Lee to Towanda (City Share)		20300300-72530				
PROJECT DESCRIPTION/JUSTIFICATION						
City estimated share per IDOT for work on IL Route 9 Corridor Improvements (Empire) - Lee to Towanda . <b>Operating Impact:</b> The City is funding this project via f Motor Fuel Tax Funds reserves.						
Projected start date:		Projected completion date:				
DESIGN BID: NA	DESIGN: NA	DESIGN BID: NA	DESIGN: NA			
CONSTRUCTION BID: NA	CONSTRUCTION: NA	CONSTRUCTION BID: NA	CONSTRUCTION: NA			
TYPE REQUEST						
		X CONTINUATION REVISION NEW				
<b>EXPENSES</b>	<b>FY 2026</b>	<b>FY 2027</b>	<b>FY 2028</b>	<b>FY 2029</b>	<b>FY 2030</b>	<b>TOTAL</b>
PLANNING/DESIGN	\$0	\$0	\$0	\$0	\$0	\$0
ELECTRIC	\$0	\$0	\$0	\$0	\$0	\$0
CONSTRUCTION	\$1,000,000	\$0	\$0	\$0	\$0	\$1,000,000
EQUIPMENT/FURNISHINGS	\$0	\$0	\$0	\$0	\$0	\$0
TOTAL	\$1,000,000	\$0	\$0	\$0	\$0	\$1,000,000
<b>REVENUES</b>	<b>FY 2026</b>	<b>FY 2027</b>	<b>FY 2028</b>	<b>FY 2029</b>	<b>FY 2030</b>	<b>TOTAL</b>
GENERAL FUND	\$0	\$0	\$0	\$0	\$0	\$0
MOTOR FUEL TAX	\$1,000,000	\$0	\$0	\$0	\$0	\$1,000,000
CAPITAL IMPROVEMENT	\$0	\$0	\$0	\$0	\$0	\$0
WATER	\$0	\$0	\$0	\$0	\$0	\$0
SANITARY SEWER	\$0	\$0	\$0	\$0	\$0	\$0
STORM WATER	\$0	\$0	\$0	\$0	\$0	\$0
BONDS	\$0	\$0	\$0	\$0	\$0	\$0
GRANTS/OTHER	\$0	\$0	\$0	\$0	\$0	\$0
TOTAL REVENUES	\$1,000,000	\$0	\$0	\$0	\$0	\$1,000,000
<b>OPERATING</b>	<b>FY 2026</b>	<b>FY 2027</b>	<b>FY 2028</b>	<b>FY 2029</b>	<b>FY 2030</b>	<b>TOTAL</b>
PERSONNEL	\$0	\$0	\$0	\$0	\$0	\$0
MAINT./OPERATIONS	\$0	\$0	\$0	\$0	\$0	\$0
CAPITAL OUTLAY	\$0	\$0	\$0	\$0	\$0	\$0
TOTAL OPERATING COST	\$0	\$0	\$0	\$0	\$0	\$0
(OPERATING REVENUES)	\$0	\$0	\$0	\$0	\$0	\$0

CAPITAL IMPROVEMENT FUND  
CAPITAL PROJECTS



**FY 2026 -- Capital Improvement Summary  
Capital Improvement Fund**

The list provides a synopsis of the major capital projects planned for the City in FY 2026. The detailed budget document is provided in the pages that follow this synopsis. This synopsis provides an estimate of the financial impact each project will have on the City's overall operating funds upon the completion of the project.

**Capital Improvement Fund**

**Administration Capital Improvement Projects**

❖ **Purchase of a Downtown Parking Complex- Land**

➤ <u>Capital Improvement Fund</u>	
Land	<u>\$3,950,000</u>
Total Capital Project	\$3,950,000

**Fire Capital Improvement Projects**

❖ **Fire Station 4 Kitchen Remodel - Construction**

➤ <u>Capital Improvement Fund</u>	
Construction	<u>\$100,000</u>
Total Capital Project	\$100,000

❖ **Fire Station 3 HVAC Replacement - Construction**

➤ <u>Capital Improvement Fund</u>	
Construction	<u>\$280,000</u>
Total Capital Project	\$280,000

❖ **Fire Station 1 HVAC Replacement - Construction**

➤ <u>Capital Improvement Fund</u>	
Construction	<u>\$825,000</u>
Total Capital Project	\$825,000

❖ **Fire Station 1 Sprinkler Addition - Construction**

➤ <u>Capital Improvement Fund</u>	
Construction	<u>\$50,000</u>
Total Capital Project	\$50,000

### **Facilities Capital Improvement Projects**

#### **❖ Unforeseen Major Facility Repairs - Construction**

➤ <u>Capital Improvement Fund</u>	
Construction	<u>\$100,000</u>
Total Capital Project	\$100,000

#### **❖ Police Department Elevator Improvements - Construction**

➤ <u>Capital Improvement Fund</u>	
Construction	<u>\$300,000</u>
Total Capital Project	\$300,000

#### **❖ Police Department HVAC System - Construction**

➤ <u>Capital Improvement Fund</u>	
Construction	<u>\$500,000</u>
Total Capital Project	\$500,000

### **Parks Capital Improvement Projects**

#### **❖ Miller Park Zoo Katthoefer - Building Upgrade - Construction**

➤ <u>Capital Improvement Fund</u>	
Construction	<u>\$500,000</u>
Total Capital Project	\$500,000

#### **❖ Sunnyside Park Sustainability Initiative OSLAD Grant - Construction**

➤ <u>Capital Improvement Fund</u>	
Construction	<u>\$3,270,400</u>
Total Capital Project	\$3,270,400

#### **❖ Unforeseen Major Repairs Throughout Parks & Recreation Department - Construction**

➤ <u>Capital Improvement Fund</u>	
Construction	<u>\$50,000</u>
Total Capital Project	\$50,000

#### **❖ Westwood Playground - Install playground and develop park - Construction**

➤ <u>Capital Improvement Fund</u>	
Construction	<u>\$50,000</u>
Total Capital Project	\$50,000

❖ **Route 66 Trail - Funk's Grove to McLean - Construction**

➤ <u>Capital Improvement Fund</u>	
Design	<u>\$130,000</u>
Total Capital Project	\$130,000

❖ **Route 66 Trail-Towanda to Lexington- (Phase 1) - Construction**

➤ <u>Capital Improvement Fund</u>	
Construction	<u>\$13,700</u>
Total Capital Project	\$13,700

❖ **Trail-Resurfacing Morris Avenue to Bellas Landscaping 4,303' - Construction**

➤ <u>Capital Improvement Fund</u>	
Construction	<u>\$193,635</u>
Total Capital Project	\$193,635

❖ **Zoo - Kitchen Roof Replacement - Construction**

➤ <u>Capital Improvement Fund</u>	
Construction	<u>\$200,000</u>
Total Capital Project	\$200,000

❖ **O'Neil Aquatics Center - Concessions Shade Sail - Equipment**

➤ <u>Capital Improvement Fund</u>	
Equipment	<u>\$25,000</u>
Total Capital Project	\$25,000

**Engineering Capital Improvement Projects**

❖ **Hershey & Hamilton Road Trail and Ireland Grove Road Sidewalk Improvements - Construction**

➤ <u>Capital Improvement Fund</u>	
Construction	<u>\$500,000</u>
Total Capital Project	\$500,000

❖ **Constitution Trail Extension: Lafayette St to Hamilton Rd – Land, Construction, Construction Inspection**

➤ <u>Capital Improvement Fund</u>	
Land	\$4,000
Construction	\$220,000
Construction Inspection	<u>\$90,000</u>
Total Capital Project	\$314,000

❖ **Airport Rd & Cornelius Dr Traffic Signal Improvements - Design & Construction**

➤ Capital Improvement Fund

Design	\$64,000
Construction	<u>\$547,000</u>
Total Capital Project	\$611,000

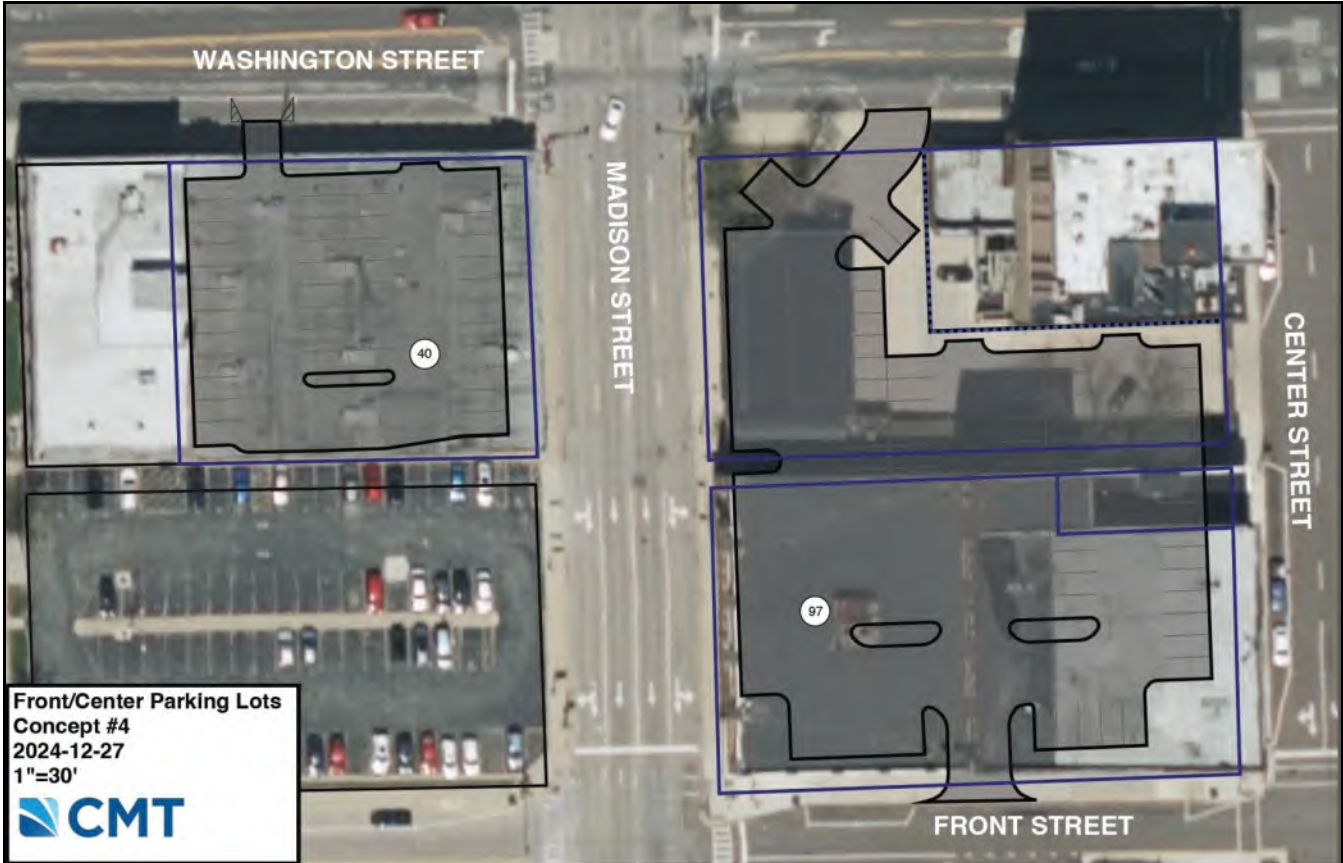
**Total FY 2026 Cost: \$11,962,735**

CITY OF BLOOMINGTON  
CAPITAL IMPROVEMENTS PROGRAM FY 2026- FY 2030

<i>FUNDING SOURCE(S)</i>	<i>DEPARTMENT</i>		<i>CITY CONTACT PERSON</i>	<i>WARD</i>		
Capital Improvement Fund	Administration		Administration	6		
<i>PROJECT TITLE</i>			<i>ACCOUNT NUMBER</i>			
Purchase of a Downtown Parking Complex			40100100-72510			
<i>PROJECT DESCRIPTION/JUSTIFICATION</i>						
Demolition of the adjacent Front N Center and DUI Countermeasures buildings, along with the former Elks building to the west of Madison Street, to clear room for about 140 surface parking spaces. Bloomington will pay Catalyst Construction \$3.93 million to facilitate the demolition of the three properties, with ownership transferring to the city once that's completed. A portion of the Elks property will be preserved for its historical significance. <b>Operating Impact:</b> This project is to gain control of property in key areas of downtown for short-term parking and for future development. These properties may or may not be in City owned control for a short time depending on developer interest and agreements that may be reached to develop on these properties.						
Projected start date:		Projected completion date:		<i>TYPE REQUEST</i>		
DESIGN BID:		DESIGN BID:		CONTINUATION		
DESIGN:		DESIGN:		REVISION		
CONSTRUCTION BID:		CONSTRUCTION BID:		X NEW		
CONSTRUCTION:		CONSTRUCTION:				
<b>EXPENSES</b>	<b>FY 2026</b>	<b>FY 2027</b>	<b>FY 2028</b>	<b>FY 2029</b>	<b>FY 2030</b>	<b>TOTAL</b>
PLANNING/DESIGN	\$0	\$0	\$0	\$0	\$0	\$0
LAND	\$3,950,000	\$0	\$0	\$0	\$0	\$3,950,000
CONSTRUCTION	\$0	\$0	\$0	\$0	\$0	\$0
EQUIPMENT/FURNISHINGS	\$0	\$0	\$0	\$0	\$0	\$0
TOTAL	\$3,950,000	\$0	\$0	\$0	\$0	\$3,950,000
<b>REVENUES</b>	<b>FY 2026</b>	<b>FY 2027</b>	<b>FY 2028</b>	<b>FY 2029</b>	<b>FY 2030</b>	<b>TOTAL</b>
GENERAL FUND	\$0	\$0	\$0	\$0	\$0	\$0
MOTOR FUEL TAX	\$0	\$0	\$0	\$0	\$0	\$0
CAPITAL IMPROVEMENT	\$3,950,000	\$0	\$0	\$0	\$0	\$3,950,000
WATER	\$0	\$0	\$0	\$0	\$0	\$0
SANITARY SEWER	\$0	\$0	\$0	\$0	\$0	\$0
STORM WATER	\$0	\$0	\$0	\$0	\$0	\$0
BONDS	\$0	\$0	\$0	\$0	\$0	\$0
GRANTS/OTHER	\$0	\$0	\$0	\$0	\$0	\$0
TOTAL REVENUES	\$3,950,000	\$0	\$0	\$0	\$0	\$3,950,000
<b>OPERATING</b>	<b>FY 2026</b>	<b>FY 2027</b>	<b>FY 2028</b>	<b>FY 2029</b>	<b>FY 2030</b>	<b>TOTAL</b>
PERSONNEL	\$0	\$0	\$0	\$0	\$0	\$0
MAINT./OPERATIONS	\$0	\$0	\$0	\$0	\$0	\$0
CAPITAL OUTLAY	\$0	\$0	\$0	\$0	\$0	\$0
TOTAL OPERATING COST	\$0	\$0	\$0	\$0	\$0	\$0
(OPERATING REVENUES)	\$0	\$0	\$0	\$0	\$0	\$0

CITY OF BLOOMINGTON  
 CAPITAL IMPROVEMENTS PROGRAM FY 2026- FY 2030

<i>FUNDING SOURCE(S)</i>	<i>DEPARTMENT</i>	<i>DIVISION/PROGRAM</i>	<i>WARD</i>
Capital Improvement Fund	Administration	Administration	6
<i>PROJECT TITLE</i>		<i>ACCOUNT NUMBER</i>	
Purchase of a Downtown Parking Complex		40100100-72510	



CITY OF BLOOMINGTON  
CAPITAL IMPROVEMENTS PROGRAM FY 2026- FY 2030

<i>FUNDING SOURCE(S)</i>	<i>DEPARTMENT</i>		<i>CITY CONTACT PERSON</i>	<i>WARD</i>		
Capital Improvement Fund	Fire		Michael Hartwig	Citywide		
<i>PROJECT TITLE</i>			<i>ACCOUNT NUMBER</i>			
Station 4 Kitchen Remodel			40100100-72520			
<i>PROJECT DESCRIPTION/JUSTIFICATION</i>						
Station 4 was built in in 1991. The kitchen is showing the wear of over 30 years of use. The cabinets are beginning to fail and the countertops are showing their wear. This renovation would replace the cabinets, countertops, backsplash, lighting, exhaust hood over the stove and update the plumbing. In addition, we would replace flooring and repaint the kitchen and dining room area.						
<b>Operating Impact:</b> This would address a 30 year old kitchen in need or repair. This is in use 365 days a year, 24 hours a day, 7 days a week. Additional maintenance cost would be minimal for upkeep.						
Projected start date:		Projected completion date:		<i>TYPE REQUEST</i>		
DESIGN BID:		DESIGN BID:		<input type="checkbox"/> CONTINUATION <input type="checkbox"/> REVISION <input checked="" type="checkbox"/> NEW		
DESIGN:	5/1/2025	DESIGN:				
CONSTRUCTION BID:	7/1/2025	CONSTRUCTION BID:	1/1/2026			
CONSTRUCTION:	9/1/2025	CONSTRUCTION:				
<b>EXPENSES</b>	<b>FY 2026</b>	<b>FY 2027</b>	<b>FY 2028</b>	<b>FY 2029</b>	<b>FY 2030</b>	<b>TOTAL</b>
PLANNING/DESIGN	\$0	0	\$0	\$0	\$0	\$0
LAND	\$0	\$0	\$0	\$0	\$0	\$0
CONSTRUCTION	\$100,000	0	\$0	\$0	\$0	\$100,000
EQUIPMENT/FURNISHINGS	\$0	\$0	\$0	\$0	\$0	\$0
TOTAL	\$100,000	\$0	\$0	\$0	\$0	\$100,000
<b>REVENUES</b>	<b>FY 2026</b>	<b>FY 2027</b>	<b>FY 2028</b>	<b>FY 2029</b>	<b>FY 2030</b>	<b>TOTAL</b>
GENERAL FUND	\$0	\$0	\$0	\$0	\$0	\$0
MOTOR FUEL TAX	\$0	\$0	\$0	\$0	\$0	\$0
CAPITAL IMPROVEMENT	\$100,000	\$0	\$0	\$0	\$0	\$100,000
WATER	\$0	\$0	\$0	\$0	\$0	\$0
SANITARY SEWER	\$0	\$0	\$0	\$0	\$0	\$0
STORM WATER	\$0	\$0	\$0	\$0	\$0	\$0
BONDS	\$0	\$0	\$0	\$0	\$0	\$0
GRANTS/OTHER	\$0	\$0	\$0	\$0	\$0	\$0
TOTAL REVENUES	\$100,000	\$0	\$0	\$0	\$0	\$100,000
<b>OPERATING</b>	<b>FY 2026</b>	<b>FY 2027</b>	<b>FY 2028</b>	<b>FY 2029</b>	<b>FY 2030</b>	<b>TOTAL</b>
PERSONNEL	\$0	\$0	\$0	\$0	\$0	\$0
MAINT./OPERATIONS	\$0	\$0	\$0	\$0	\$0	\$0
CAPITAL OUTLAY	\$0	\$0	\$0	\$0	\$0	\$0
TOTAL OPERATING COST	\$0	\$0	\$0	\$0	\$0	\$0
(OPERATING REVENUES)	\$0	\$0	\$0	\$0	\$0	\$0

CITY OF BLOOMINGTON  
CAPITAL IMPROVEMENTS PROGRAM FY 2026- FY 2030

<i>FUNDING SOURCE(S)</i>	<i>DEPARTMENT</i>	<i>DIVISION/PROGRAM</i>	<i>WARD</i>
Capital Improvement Fund	Fire	Michael Hartwig	Citywide
<i>PROJECT TITLE</i>		<i>ACCOUNT NUMBER</i>	
Station 4 Kitchen Remodel		40100100-72520	



CITY OF BLOOMINGTON  
CAPITAL IMPROVEMENTS PROGRAM FY 2026- FY 2030

<i>FUNDING SOURCE(S)</i>	<i>DEPARTMENT</i>	<i>CITY CONTACT PERSON</i>	<i>WARD</i>
Capital Improvement	Fire	Michael Hartwig	Citywide
<i>PROJECT TITLE</i>		<i>ACCOUNT NUMBER</i>	
Station 3 HVAC Replacment		40100100-72520	
<i>PROJECT DESCRIPTION/JUSTIFICATION</i>			
<p>This project will be the complete replacement of the HVAC system at #3 Fire Station located at 2301 E. Empire. This project will also include the asbestos abate should there be any found within the HVAC when tested. The HVAC system is original to the building that was constructed in the early 70's. The system is outdated and reached the end of its service life. We continue to make repairs as issues arrive. This is becoming a challenge as the coolant within the AC system is no longer used. The new system will provide enhanced efficiencies and allow for better temperature control throughout the building. Fire Department staff is currently working with Dewberry on the architectural and engineering of the replacement system.</p> <p><b>Operating Impact:</b> This would address a 50 year old HVAC System in need of replacement. This is in use 365 days a year, 24 hours a day, 7 days a week. Efficiency with a new system will be recognized. Additional maintenance cost would be minimal for upkeep.</p>			
Projected start date:		Projected completion date:	
DESIGN BID: 1/31/2025	DESIGN: 3/31/2025	DESIGN BID: 7/1/2025	DESIGN: 7/1/2025
CONSTRUCTION BID: 4/30/2025	CONSTRUCTION: 6/1/2025	CONSTRUCTION BID: 7/1/2025	CONSTRUCTION: 7/1/2025
		TYPE REQUEST	
		CONTINUATION	
		REVISION	
		X NEW	
<b>EXPENSES</b>	<b>FY 2026</b>	<b>FY 2027</b>	<b>FY 2028</b>
PLANNING/DESIGN	\$0	\$0	\$0
LAND	\$0	\$0	\$0
CONSTRUCTION	\$280,000	\$0	\$0
EQUIPMENT/FURNISHINGS	\$0	\$0	\$0
TOTAL	\$280,000	\$0	\$0
<b>REVENUES</b>	<b>FY 2026</b>	<b>FY 2027</b>	<b>FY 2028</b>
GENERAL FUND	\$0	\$0	\$0
MOTOR FUEL TAX	\$0	\$0	\$0
CAPITAL IMPROVEMENT	\$280,000	\$0	\$0
WATER	\$0	\$0	\$0
SANITARY SEWER	\$0	\$0	\$0
STORM WATER	\$0	\$0	\$0
BONDS	\$0	\$0	\$0
GRANTS/OTHER	\$0	\$0	\$0
TOTAL REVENUES	\$280,000	\$0	\$0
<b>OPERATING</b>	<b>FY 2026</b>	<b>FY 2027</b>	<b>FY 2028</b>
PERSONNEL	\$0	\$0	\$0
MAINT./OPERATIONS	\$0	\$0	\$0
CAPITAL OUTLAY	\$0	\$0	\$0
TOTAL OPERATING COST	\$0	\$0	\$0
(OPERATING REVENUES)	\$0	\$0	\$0

CITY OF BLOOMINGTON  
CAPITAL IMPROVEMENTS PROGRAM FY 2026- FY 2030

FUNDING SOURCE(S)	DEPARTMENT	DIVISION/PROGRAM	WARD
Capital Improvement	Fire	Michael Hartwig	Citywide
PROJECT TITLE		ACCOUNT NUMBER	
Station 3 HVAC Replacment		40100100-72520	



CITY OF BLOOMINGTON  
CAPITAL IMPROVEMENTS PROGRAM FY 2026- FY 2030

<i>FUNDING SOURCE(S)</i>	<i>DEPARTMENT</i>		<i>CITY CONTACT PERSON</i>	<i>WARD</i>		
Capital Improvement Fund	Fire		Michael Hartwig	Citywide		
<i>PROJECT TITLE</i>			<i>ACCOUNT NUMBER</i>			
Station 1 HVAC Replacement			40100100-72520			
<i>PROJECT DESCRIPTION/JUSTIFICATION</i>						
<p>This project would be the replacement of the air handling unit and air conditioning units for fire station #1. These air handling units are around 50 years old and are beginning to fail. The air conditioning units are 29 years old and like the air handling unit, we are starting to experience maintenance issues. This project would also include the asbestos abate related to the replacement project. These units would be replaced with a more energy efficient system with the hopes of lowering the utility costs of the station. The boiler system would not need to be replaced as this was completed in FY2025.</p> <p><b>Operating Impact:</b> This would address a 29 year old HVAC System &amp; 50 year old air handling units in need of replacement. This is in use 365 days a year, 24 hours a day, 7 days a week. Efficiency with a new system will be recognized. Additional maintenance cost would be minimal for upkeep.</p>						
Projected start date:		Projected completion date:		<i>TYPE REQUEST</i>		
DESIGN BID:		DESIGN BID:		CONTINUATION REVISION X NEW		
DESIGN:	8/1/2025	DESIGN:				
CONSTRUCTION BID:	11/1/2025	CONSTRUCTION BID:	4/1/2026			
CONSTRUCTION:	3/1/2026	CONSTRUCTION:				
<b>EXPENSES</b>	<b>FY 2026</b>	<b>FY 2027</b>	<b>FY 2028</b>	<b>FY 2029</b>	<b>FY 2030</b>	<b>TOTAL</b>
PLANNING/DESIGN	\$0	\$0	\$0	\$0	\$0	\$0
LAND	\$0	\$0	\$0	\$0	\$0	\$0
CONSTRUCTION	\$825,000	\$0	\$0	\$0	\$0	\$825,000
EQUIPMENT/FURNISHINGS	\$0	\$0	\$0	\$0	\$0	\$0
TOTAL	\$825,000	\$0	\$0	\$0	\$0	\$825,000
<b>REVENUES</b>	<b>FY 2026</b>	<b>FY 2027</b>	<b>FY 2028</b>	<b>FY 2029</b>	<b>FY 2030</b>	<b>TOTAL</b>
GENERAL FUND	\$0	\$0	\$0	\$0	\$0	\$0
MOTOR FUEL TAX	\$0	\$0	\$0	\$0	\$0	\$0
CAPITAL IMPROVEMENT	\$825,000	\$0	\$0	\$0	\$0	\$825,000
WATER	\$0	\$0	\$0	\$0	\$0	\$0
SANITARY SEWER	\$0	\$0	\$0	\$0	\$0	\$0
STORM WATER	\$0	\$0	\$0	\$0	\$0	\$0
BONDS	\$0	\$0	\$0	\$0	\$0	\$0
GRANTS/OTHER	\$0	\$0	\$0	\$0	\$0	\$0
TOTAL REVENUES	\$825,000	\$0	\$0	\$0	\$0	\$825,000
<b>OPERATING</b>	<b>FY 2026</b>	<b>FY 2027</b>	<b>FY 2028</b>	<b>FY 2029</b>	<b>FY 2030</b>	<b>TOTAL</b>
PERSONNEL	\$0	\$0	\$0	\$0	\$0	\$0
MAINT./OPERATIONS	\$0	\$0	\$0	\$0	\$0	\$0
CAPITAL OUTLAY	\$0	\$0	\$0	\$0	\$0	\$0
TOTAL OPERATING COST	\$0	\$0	\$0	\$0	\$0	\$0
(OPERATING REVENUES)	\$0	\$0	\$0	\$0	\$0	\$0

CITY OF BLOOMINGTON  
 CAPITAL IMPROVEMENTS PROGRAM FY 2026- FY 2030

FUNDING SOURCE(S)	DEPARTMENT	DIVISION/PROGRAM	WARD
Capital Improvement Fund	Fire	Michael Hartwig	Citywide
PROJECT TITLE		ACCOUNT NUMBER	
Station 1 HVAC Replacement		40100100-72520	



CITY OF BLOOMINGTON  
CAPITAL IMPROVEMENTS PROGRAM FY 2026- FY 2030

<i>FUNDING SOURCE(S)</i>		<i>DEPARTMENT</i>		<i>CITY CONTACT PERSON</i>		<i>WARD</i>	
Capital Improvement Fund		Fire		Michael Hartwig		Citywide	
<i>PROJECT TITLE</i>				<i>ACCOUNT NUMBER</i>			
Station 1 Sprinkler Addition				40100100-72520			
<i>PROJECT DESCRIPTION/JUSTIFICATION</i>							
<p>Fire station #1 is at its limit for available sleeping spaces. In order to add an additional sleeping space, the Battalion Chiefs would be moved into a previously used office space adjacent to their current office and the training room. Since this space was not previously a dormitory, city code requires us to bring the space up to current code. These requirements would involve adding a sprinkler system to this space. We would also add sprinklers to the training room that the new bedroom space exits into.</p> <p><b>Operating Impact:</b> This would address a city code issue. This is in use 365 days a year, 24 hours a day, 7 days a week. Additional maintenance cost would be minimal for upkeep.</p>							
Projected start date:			Projected completion date:			<i>TYPE REQUEST</i>	
DESIGN BID:	5/1/2025		DESIGN BID:	11/1/2025		X	CONTINUATION
DESIGN:	7/1/2025		DESIGN:				REVISION
CONSTRUCTION BID:	9/1/2025		CONSTRUCTION BID:				NEW
CONSTRUCTION:			CONSTRUCTION:				
<b>EXPENSES</b>							
	<b>FY 2026</b>	<b>FY 2027</b>	<b>FY 2028</b>	<b>FY 2029</b>	<b>FY 2030</b>	<b>TOTAL</b>	
PLANNING/DESIGN	\$0	\$0	\$0	\$0	\$0	\$0	
LAND	\$0	\$0	\$0	\$0	\$0	\$0	
CONSTRUCTION	\$50,000	\$0	\$0	\$0	\$0	\$50,000	
EQUIPMENT/FURNISHINGS	\$0	\$0	\$0	\$0	\$0	\$0	
TOTAL	\$50,000	\$0	\$0	\$0	\$0	\$50,000	
<b>REVENUES</b>							
	<b>FY 2026</b>	<b>FY 2027</b>	<b>FY 2028</b>	<b>FY 2029</b>	<b>FY 2030</b>	<b>TOTAL</b>	
GENERAL FUND	\$0	\$0	\$0	\$0	\$0	\$0	
MOTOR FUEL TAX	\$0	\$0	\$0	\$0	\$0	\$0	
CAPITAL IMPROVEMENT	\$50,000	\$0	\$0	\$0	\$0	\$50,000	
WATER	\$0	\$0	\$0	\$0	\$0	\$0	
SANITARY SEWER	\$0	\$0	\$0	\$0	\$0	\$0	
STORM WATER	\$0	\$0	\$0	\$0	\$0	\$0	
BONDS	\$0	\$0	\$0	\$0	\$0	\$0	
GRANTS/OTHER	\$0	\$0	\$0	\$0	\$0	\$0	
TOTAL REVENUES	\$50,000	\$0	\$0	\$0	\$0	\$50,000	
<b>OPERATING</b>							
	<b>FY 2026</b>	<b>FY 2027</b>	<b>FY 2028</b>	<b>FY 2029</b>	<b>FY 2030</b>	<b>TOTAL</b>	
PERSONNEL	\$0	\$0	\$0	\$0	\$0	\$0	
MAINT./OPERATIONS	\$0	\$0	\$0	\$0	\$0	\$0	
CAPITAL OUTLAY	\$0	\$0	\$0	\$0	\$0	\$0	
TOTAL OPERATING COST	\$0	\$0	\$0	\$0	\$0	\$0	
(OPERATING REVENUES)	\$0	\$0	\$0	\$0	\$0	\$0	

CITY OF BLOOMINGTON  
CAPITAL IMPROVEMENTS PROGRAM FY 2026- FY 2030

<i>FUNDING SOURCE(S)</i>	<i>DEPARTMENT</i>	<i>DIVISION/PROGRAM</i>	<i>WARD</i>
Capital Improvement Fund	Fire	Michael Hartwig	Citywide
<i>PROJECT TITLE</i>		<i>ACCOUNT NUMBER</i>	
Station 1 Sprinkler Addition		40100100-72520	



CITY OF BLOOMINGTON  
CAPITAL IMPROVEMENTS PROGRAM FY 2026-FY 2030

<i>FUNDING SOURCE(S)</i>		<i>DEPARTMENT</i>		<i>CITY CONTACT PERSON</i>		<i>WARD</i>	
Capital Improvement Fund		Facilities Management		Russ Waller		All	
<i>PROJECT TITLE</i>				<i>ACCOUNT NUMBER</i>			
Unforeseen Major Facility Repairs				40100100-72520			
<i>PROJECT DESCRIPTION/JUSTIFICATION</i>							
<p>Staff utilize all available information, including the Faithful &amp; Gould Reports, prior maintenance history and general condition evaluations, to prepare budgets. However, some unforeseen major repairs are inevitable and often require expedited resolution. This budget item provides funding for these unforeseen major repairs. Past unforeseen projects include; Police Department Fire Sprinkler Replacement, City Hall Emergency Power Transfer Switch Replacement, Lincoln Garage Gas Piping Replacement, Safety &amp; Security Improvements, Emergency Power Backup Generator Rental and Market Garage Temporary Shoring Installation. The cost of these unforeseen projects varied from \$50,000 to \$250,000. An average amount is proposed for the FY 2026 budget.</p> <p><b>Operating Impact:</b> This is funded via the Capital Improvement Fund on an as needed basis. These are more for unbudgeted item that arise during the year that need immediate attention. If items are not addressed in a timely manner, buildings may have to be closed until issues are rectified. There usually is no operating impact for future maintenance with these type of projects.</p>							
Projected start date:			Projected completion date:			<i>TYPE REQUEST</i>	
DESIGN BID:			DESIGN BID:			CONTINUATION	
DESIGN:			DESIGN:			REVISION	
CONSTRUCTION BID:			CONSTRUCTION BID			X NEW	
CONSTRUCTION:			CONSTRUCTION:				
<b>EXPENSES</b>							
	<b>FY 2026</b>	<b>FY 2027</b>	<b>FY 2028</b>	<b>FY 2029</b>	<b>FY 2030</b>	<b>TOTAL</b>	
PLANNING/DESIGN	\$0	\$0	\$0	\$0	\$0	\$0	
LAND	\$0	\$0	\$0	\$0	\$0	\$0	
CONSTRUCTION	\$100,000	\$100,000	\$100,000	\$100,000	\$100,000	\$500,000	
EQUIPMENT/FURNISHINGS	\$0	\$0	\$0	\$0	\$0	\$0	
TOTAL	\$100,000	\$100,000	\$100,000	\$100,000	\$100,000	\$500,000	
<b>REVENUES</b>							
	<b>FY 2026</b>	<b>FY 2027</b>	<b>FY 2028</b>	<b>FY 2029</b>	<b>FY 2030</b>	<b>TOTAL</b>	
GENERAL FUND	\$0	\$0	\$0	\$0	\$0	\$0	
MOTOR FUEL TAX	\$0	\$0	\$0	\$0	\$0	\$0	
CAPITAL IMPROVEMENT	\$100,000	\$100,000	\$100,000	\$100,000	\$100,000	\$500,000	
WATER	\$0	\$0	\$0	\$0	\$0	\$0	
SANITARY SEWER	\$0	\$0	\$0	\$0	\$0	\$0	
STORM WATER	\$0	\$0	\$0	\$0	\$0	\$0	
BONDS	\$0	\$0	\$0	\$0	\$0	\$0	
GRANTS/OTHER	\$0	\$0	\$0	\$0	\$0	\$0	
TOTAL REVENUES	\$100,000	\$100,000	\$100,000	\$100,000	\$100,000	\$500,000	
<b>OPERATING</b>							
	<b>FY 2026</b>	<b>FY 2027</b>	<b>FY 2028</b>	<b>FY 2029</b>	<b>FY 2030</b>	<b>TOTAL</b>	
PERSONNEL	\$0	\$0	\$0	\$0	\$0	\$0	
MAINT./OPERATIONS	\$0	\$0	\$0	\$0	\$0	\$0	
CAPITAL OUTLAY	\$0	\$0	\$0	\$0	\$0	\$0	
TOTAL OPERATING COST	\$0	\$0	\$0	\$0	\$0	\$0	
(OPERATING REVENUES)	\$0	\$0	\$0	\$0	\$0	\$0	

CITY OF BLOOMINGTON  
 CAPITAL IMPROVEMENTS PROGRAM FY 2026-FY 2030

FUNDING SOURCE(S)	DEPARTMENT	DIVISION/PROGRAM	WARD
Capital Improvement Fund	Facilities Management	Russ Waller	All
PROJECT TITLE	ACCOUNT NUMBER		
Unforeseen Major Facility Repairs	40100100-72520		



CITY OF BLOOMINGTON  
CAPITAL IMPROVEMENTS PROGRAM FY 2026-FY 2030

<i>FUNDING SOURCE(S)</i>		<i>DEPARTMENT</i>		<i>CITY CONTACT PERSON</i>		<i>WARD</i>	
Capital Improvement Fund		Facilities Management		Russ Waller		All	
<i>PROJECT TITLE</i>				<i>ACCOUNT NUMBER</i>			
Police Department Elevator Improvements				40100100-72520			
<i>PROJECT DESCRIPTION/JUSTIFICATION</i>							
<p>Both elevators in the Police Department are original to the building and a few years ago the elevator maintenance company began communicating that due to the anticipated obsolescence of several electronic parts, they would soon be unable to service several critical components of the elevators. The maintenance company delayed this obsolescence by buying mass quantities of the high-risk parts, and limiting their sale to only service customers. They also began earnest development of a tailored modernization solution for affected elevators. Unfortunately, the high demand for these parts has accelerated component obsolescence and most parts are no longer available. Modernization of both elevators in the Police Department is now necessary in order to keep them operational and in compliance with applicable codes.</p> <p>Operating Impact: The improvements will solve issues that continue to arise with the elevators and sourcing parts for needed maintenance/repair. The future cost would involve annual maintenance of the system to guarantee it is operating at peak efficiency. Ultimately as with all mechanicals, the unit would need to be replaced.</p>							
Projected start date:			Projected completion date:			<i>TYPE REQUEST</i>	
DESIGN BID:			DESIGN BID:			CONTINUATION	
DESIGN:			DESIGN:			REVISION	
CONSTRUCTION BID:			CONSTRUCTION BID			X NEW	
CONSTRUCTION:			CONSTRUCTION:				
<b>EXPENSES</b>							
	<b>FY 2026</b>	<b>FY 2027</b>	<b>FY 2028</b>	<b>FY 2029</b>	<b>FY 2030</b>	<b>TOTAL</b>	
PLANNING/DESIGN	\$50,000	\$0	\$0	\$0	\$0	\$50,000	
LAND	\$0	\$0	\$0	\$0	\$0	\$0	
CONSTRUCTION	\$250,000	\$0	\$0	\$0	\$0	\$250,000	
EQUIPMENT/FURNISHINGS	\$0	\$0	\$0	\$0	\$0	\$0	
TOTAL	\$300,000	\$0	\$0	\$0	\$0	\$300,000	
<b>REVENUES</b>							
	<b>FY 2026</b>	<b>FY 2027</b>	<b>FY 2028</b>	<b>FY 2029</b>	<b>FY 2030</b>	<b>TOTAL</b>	
GENERAL FUND	\$0	\$0	\$0	\$0	\$0	\$0	
MOTOR FUEL TAX	\$0	\$0	\$0	\$0	\$0	\$0	
CAPITAL IMPROVEMENT	\$300,000	\$0	\$0	\$0	\$0	\$300,000	
WATER	\$0	\$0	\$0	\$0	\$0	\$0	
SANITARY SEWER	\$0	\$0	\$0	\$0	\$0	\$0	
STORM WATER	\$0	\$0	\$0	\$0	\$0	\$0	
BONDS	\$0	\$0	\$0	\$0	\$0	\$0	
GRANTS/OTHER	\$0	\$0	\$0	\$0	\$0	\$0	
TOTAL REVENUES	\$300,000	\$0	\$0	\$0	\$0	\$300,000	
<b>OPERATING</b>							
	<b>FY 2026</b>	<b>FY 2027</b>	<b>FY 2028</b>	<b>FY 2029</b>	<b>FY 2030</b>	<b>TOTAL</b>	
PERSONNEL	\$0	\$0	\$0	\$0	\$0	\$0	
MAINT./OPERATIONS	\$0	\$0	\$0	\$0	\$0	\$0	
CAPITAL OUTLAY	\$0	\$0	\$0	\$0	\$0	\$0	
TOTAL OPERATING COST	\$0	\$0	\$0	\$0	\$0	\$0	
(OPERATING REVENUES)	\$0	\$0	\$0	\$0	\$0	\$0	

FUNDING SOURCE(S)	DEPARTMENT	DIVISION/PROGRAM	WARD
Capital Improvement Fund	Facilities Management	Russ Waller	All
PROJECT TITLE		ACCOUNT NUMBER	
Police Department Elevator Improvements		40100100-72520	

# ELEVATOR Maintenance Agreement

**DOVER ELEVATORS**  
**DOVER ELEVATOR COMPANY**  
 2200 West Townline Road  
 Peoria, Illinois 61615  
 (309)691-2556 Fax (309)691-3539

BLOOMINGTON POLICE DEPARTMENT *J.F. 00599*

TOTAL INVESTMENT PROTECTION FOR YOUR ELEVATORS

ACCEPTED:	<b>DOVER ELEVATORS</b> <b>DOVER ELEVATOR COMPANY</b> OFFICE AT: 2200 West Townline Road Peoria, IL 61615
PURCHASER _____	BY <u><i>Peg Glass</i></u> Peg Glass, Service Sales Rep.
	DATE: <u><i>3/16/98</i></u>
BY <u><i>[Signature]</i></u> Signature of authorize official	APPROVED BY <u><i>[Signature]</i></u>
TITLE <u><i>Assistant Chief Police</i></u> DATE <u><i>3/16/98</i></u>	MARK HINTZ TITLE ASST. SECRETARY DATE <u><i>3/15/97</i></u>

CITY OF BLOOMINGTON  
CAPITAL IMPROVEMENTS PROGRAM FY 2026-FY 2030

<i>FUNDING SOURCE(S)</i>		<i>DEPARTMENT</i>		<i>CITY CONTACT PERSON</i>		<i>WARD</i>	
Capital Improvement Fund		Facilities Management		Russ Waller		All	
<i>PROJECT TITLE</i>				<i>ACCOUNT NUMBER</i>			
Police Department HVAC Improvements				40100100-72520			
<i>PROJECT DESCRIPTION/JUSTIFICATION</i>							
<p>Most heating, ventilation and air conditioning system components in the Police Department are original to the building's construction. The system is still functional, but some components are severely deteriorated and could fail. In addition, the system doesn't adequately handle high humidity conditions. Ductwork, louvers and other components regularly sweat during high humidity weather and create condensation drips throughout the building. This condensation is damaging HVAC components, ceilings, lighting, and other building systems. A mechanical engineering firm was hired to evaluate the system and will provide recommended HVAC system improvements. This funding will be used to complete final design and construction of these improvements.</p> <p><b>Operating Impact:</b> The improvements will solve the high humidity issues highlighted above. This will allow the system to operate effectively and solve other issues caused by condensation issues that have arisen. The future cost would involve annual maintenance of the system to guarantee it is operating at peak efficiency. Ultimately as with all mechanicals, the unit would need to be replaced.</p>							
Projected start date:			Projected completion date:			TYPE REQUEST	
DESIGN BID:			DESIGN BID:			CONTINUATION	
DESIGN:			DESIGN:			REVISION	
CONSTRUCTION BID:			CONSTRUCTION BID:			X NEW	
CONSTRUCTION:			CONSTRUCTION:				
<b>EXPENSES</b>		<b>FY 2026</b>	<b>FY 2027</b>	<b>FY 2028</b>	<b>FY 2029</b>	<b>FY 2030</b>	<b>TOTAL</b>
PLANNING/DESIGN		\$50,000	\$0	\$0	\$0	\$0	\$50,000
LAND		\$0	\$0	\$0	\$0	\$0	\$0
CONSTRUCTION		\$450,000	\$0	\$0	\$0	\$0	\$450,000
EQUIPMENT/FURNISHINGS		\$0	\$0	\$0	\$0	\$0	\$0
TOTAL		\$500,000	\$0	\$0	\$0	\$0	\$500,000
<b>REVENUES</b>		<b>FY 2026</b>	<b>FY 2027</b>	<b>FY 2028</b>	<b>FY 2029</b>	<b>FY 2030</b>	<b>TOTAL</b>
GENERAL FUND		\$0	\$0	\$0	\$0	\$0	\$0
MOTOR FUEL TAX		\$0	\$0	\$0	\$0	\$0	\$0
CAPITAL IMPROVEMENT		\$500,000	\$0	\$0	\$0	\$0	\$500,000
WATER		\$0	\$0	\$0	\$0	\$0	\$0
SANITARY SEWER		\$0	\$0	\$0	\$0	\$0	\$0
STORM WATER		\$0	\$0	\$0	\$0	\$0	\$0
BONDS		\$0	\$0	\$0	\$0	\$0	\$0
GRANTS/OTHER		\$0	\$0	\$0	\$0	\$0	\$0
TOTAL REVENUES		\$500,000	\$0	\$0	\$0	\$0	\$500,000
<b>OPERATING</b>		<b>FY 2026</b>	<b>FY 2027</b>	<b>FY 2028</b>	<b>FY 2029</b>	<b>FY 2030</b>	<b>TOTAL</b>
PERSONNEL		\$0	\$0	\$0	\$0	\$0	\$0
MAINT./OPERATIONS		\$0	\$0	\$0	\$0	\$0	\$0
CAPITAL OUTLAY		\$0	\$0	\$0	\$0	\$0	\$0
TOTAL OPERATING COST		\$0	\$0	\$0	\$0	\$0	\$0
(OPERATING REVENUES)		\$0	\$0	\$0	\$0	\$0	\$0

CITY OF BLOOMINGTON  
CAPITAL IMPROVEMENTS PROGRAM FY 2026-FY 2030

FUNDING SOURCE(S)	DEPARTMENT	DIVISION/PROGRAM	WARD
Capital Improvement Fund	Facilities Management	Russ Waller	All
PROJECT TITLE	ACCOUNT NUMBER		
Police Department HVAC Improvements	40100100-72520		



CITY OF BLOOMINGTON						
CAPITAL IMPROVEMENTS PROGRAM FY 2026- FY 2030						
FUNDING SOURCE(S)	DEPARTMENT		CITY CONTACT PERSON		WARD	
Capital Improvement Fund	Parks and Recreation		Jay Pratte		1	
PROJECT TITLE			ACCOUNT NUMBER			
Kattoefer Animal Building Upgrade - IDNR Grant			40100100-72520			
PROJECT DESCRIPTION/JUSTIFICATION						
Public Museum Capital Grant Funding was awarded to the City of Bloomington/Miller Park Zoo in the amount of \$750,000.00 for upgrades and renovation of the Kattoefer Animal Building. The Kattoefer Animal Building was built in 1914 and is in need of significant upgrades in order to meet current zoological practices. The grant is a reimbursement grant up to \$750,000.00. Some aspects of the grant were completed in FY25 and the remaining will be completed in FY26. The City will need to fund the upgrades and submit for reimbursement upon project completion.						
<b>Operating Impact:</b> These repairs are funded by an IDNR Grant and are continuing from FY 2025. The Capital Improvement Funds are sourced from the General Fund for non-street/sidewalk and non-Enterprise Fund Projects. This project has a minimal operating impact on future budgets.						
Projected start date: May, 2025			Projected completion date:		TYPE REQUEST	
DESIGN BID:		DESIGN BID:		CONTINUATION		
DESIGN:		DESIGN:		REVISION		
CONSTRUCTION BID:		CONSTRUCTION BID:		X NEW		
CONSTRUCTION:		CONSTRUCTION:				
<b>EXPENSES</b>						
	<b>FY 2026</b>	<b>FY 2027</b>	<b>FY 2028</b>	<b>FY 2029</b>	<b>FY 2030</b>	<b>TOTAL</b>
PLANNING/DESIGN	\$0	\$0	\$0	\$0	\$0	\$0
LAND	\$0	\$0	\$0	\$0	\$0	\$0
CONSTRUCTION	\$500,000	\$0	\$0	\$0	\$0	\$500,000
EQUIPMENT/FURNISHINGS	\$0	\$0	\$0	\$0	\$0	\$0
TOTAL	\$500,000	\$0	\$0	\$0	\$0	\$500,000
<b>REVENUES</b>						
	<b>FY 2026</b>	<b>FY 2027</b>	<b>FY 2028</b>	<b>FY 2029</b>	<b>FY 2030</b>	<b>TOTAL</b>
GENERAL FUND	\$0	\$0	\$0	\$0	\$0	\$0
MOTOR FUEL TAX	\$0	\$0	\$0	\$0	\$0	\$0
CAPITAL IMPROVEMENT	\$0	\$0	\$0	\$0	\$0	\$0
WATER	\$0	\$0	\$0	\$0	\$0	\$0
SANITARY SEWER	\$0	\$0	\$0	\$0	\$0	\$0
STORM WATER	\$0	\$0	\$0	\$0	\$0	\$0
BONDS	\$0	\$0	\$0	\$0	\$0	\$0
GRANTS/OTHER	\$500,000	\$0	\$0	\$0	\$0	\$500,000
TOTAL REVENUES	\$500,000	\$0	\$0	\$0	\$0	\$500,000
<b>OPERATING</b>						
	<b>FY 2026</b>	<b>FY 2027</b>	<b>FY 2028</b>	<b>FY 2029</b>	<b>FY 2030</b>	<b>TOTAL</b>
PERSONNEL	\$0	\$0	\$0	\$0	\$0	\$0
MAINT./OPERATIONS	\$0	\$0	\$0	\$0	\$0	\$0
CAPITAL OUTLAY	\$0	\$0	\$0	\$0	\$0	\$0
TOTAL OPERATING COST	\$0	\$0	\$0	\$0	\$0	\$0
(OPERATING REVENUES)	\$0	\$0	\$0	\$0	\$0	\$0

CITY OF BLOOMINGTON						
CAPITAL IMPROVEMENTS PROGRAM FY 2026- FY 2030						
FUNDING SOURCE(S)	DEPARTMENT		CITY CONTACT PERSON	WARD		
Capital Improvement Fund	Parks and Recreation		David Lamb	7		
PROJECT TITLE			ACCOUNT NUMBER			
Sunnyside Park Sustainability Initiative			40100100-72570 & 40100100-53120			
PROJECT DESCRIPTION/JUSTIFICATION						
<p>The City of Bloomington, together with the Parks and Recreation Department and The Bloomington-Normal Water Reclamation District (BNWRD), is developing Sunnyside Park Sustainability Initiative. The plan is to create a new, combined 12-acre park that can serve as a regional destination and a place for active and passive recreation while educating the public on the water cycle and promoting nature-based solutions. The park will include interpretive features, boardwalks, outdoor classroom, amphitheater, outdoor gym, a recirculating interactive water feature, paved ADA-accessible trails, benches, a drinking fountain and water bottle filling station, bike racks, naturalized dry detention basins, bioswales, restored savanna-prairie native plant communities, and parking area that utilizes permeable pavers, and a bus drop off. The City in conjunction with BNWRD applied for a \$600,000.00 IDNR OSLAD matching grant for the project. The total development cost will be \$3,270,400.00. The City will contribute the funds needed for the grant, however BNWRD is funding this project.</p> <p><b>Operating Impact:</b> This is basically a free park for the City to maintain after completion. Additional maintenance cost would be minimal for upkeep.</p>						
Projected start date: May, 2025			Projected completion date:		TYPE REQUEST	
DESIGN BID:			DESIGN BID:			CONTINUATION
DESIGN:			DESIGN:			REVISION
CONSTRUCTION BID:			CONSTRUCTION BID:		X	NEW
CONSTRUCTION:			CONSTRUCTION:			
EXPENSES	FY 2026	FY 2027	FY 2028	FY 2029	FY 2030	TOTAL
PLANNING/DESIGN	\$0	\$0	\$0	\$0	\$0	\$0
LAND	\$0	\$0	\$0	\$0	\$0	\$0
CONSTRUCTION	\$3,270,400	\$0	\$0	\$0	\$0	\$3,270,400
EQUIPMENT/FURNISHINGS	\$0	\$0	\$0	\$0	\$0	\$0
TOTAL	\$3,270,400	\$0	\$0	\$0	\$0	\$3,270,400
REVENUES	FY 2026	FY 2027	FY 2028	FY 2029	FY 2030	TOTAL
GENERAL FUND	\$0	\$0	\$0	\$0	\$0	\$0
MOTOR FUEL TAX	\$0	\$0	\$0	\$0	\$0	\$0
CAPITAL IMPROVEMENT	\$0	\$0	\$0	\$0	\$0	\$0
WATER	\$0	\$0	\$0	\$0	\$0	\$0
SANITARY SEWER	\$0	\$0	\$0	\$0	\$0	\$0
STORM WATER	\$0	\$0	\$0	\$0	\$0	\$0
BONDS	\$0	\$0	\$0	\$0	\$0	\$0
GRANTS/OTHER	\$3,270,400	\$0	\$0	\$0	\$0	\$3,270,400
TOTAL REVENUES	\$3,270,400	\$0	\$0	\$0	\$0	\$3,270,400
OPERATING	FY 2026	FY 2027	FY 2028	FY 2029	FY 2030	TOTAL
PERSONNEL	\$0	\$0	\$0	\$0	\$0	\$0
MAINT./OPERATIONS	\$0	\$0	\$0	\$0	\$0	\$0
CAPITAL OUTLAY	\$0	\$0	\$0	\$0	\$0	\$0
TOTAL OPERATING COST	\$0	\$0	\$0	\$0	\$0	\$0
(OPERATING REVENUES)	\$0	\$0	\$0	\$0	\$0	\$0

CITY OF BLOOMINGTON						
CAPITAL IMPROVEMENTS PROGRAM FY 2026- FY 2030						
FUNDING SOURCE(S)	DEPARTMENT		CITY CONTACT PERSON		WARD	
Capital Improvement Fund	Parks and Recreation		Jeff Hindman		City Wide	
PROJECT TITLE			ACCOUNT NUMBER			
Unforeseen major repairs throughout Parks Department			40100100-72520			
PROJECT DESCRIPTION/JUSTIFICATION						
<p>Staff utilizes all available information, including Faithful &amp; Gould Reports, maintenance history and general condition evaluations to prepare the budget. However, some unforeseen major repairs are inevitable and often require expedited resolution. This budget item provides funding for the unforeseen major repairs. Some examples may include roofing and safety items, HVAC repairs, pump repair or failure that may arise throughout the year. The cost of the unforeseen repairs vary from \$5,000.00 to \$100,000.00.</p> <p><b>Operating Impact:</b> This is funded via the Capital Improvement Fund on an as needed basis. These are more for unbudgeted item that arise during the year that need immediate attention. If items are not addressed in a timely manner, buildings may have to be closed until issues are rectified. There usually is no operating impact for future maintenance with these type of projects.</p>						
Projected start date:		Projected completion date:		TYPE REQUEST		
DESIGN BID:			DESIGN BID:			CONTINUATION
DESIGN:			DESIGN:			REVISION
CONSTRUCTION BID:			CONSTRUCTION BID:		X	NEW
CONSTRUCTION:			CONSTRUCTION:			
<b>EXPENSES</b>	<b>FY 2026</b>	<b>FY 2027</b>	<b>FY 2028</b>	<b>FY 2029</b>	<b>FY 2030</b>	<b>TOTAL</b>
PLANNING/DESIGN	\$0	\$0	\$0	\$0	\$0	\$0
LAND	\$0	\$0	\$0	\$0	\$0	\$0
CONSTRUCTION	\$50,000	\$0	\$0	\$0	\$0	\$50,000
EQUIPMENT/FURNISHINGS	\$0	\$0	\$0	\$0	\$0	\$0
TOTAL	\$50,000	\$0	\$0	\$0	\$0	\$50,000
<b>REVENUES</b>	<b>FY 2026</b>	<b>FY 2027</b>	<b>FY 2028</b>	<b>FY 2029</b>	<b>FY 2030</b>	<b>TOTAL</b>
GENERAL FUND	\$0	\$0	\$0	\$0	\$0	\$0
MOTOR FUEL TAX	\$0	\$0	\$0	\$0	\$0	\$0
CAPITAL IMPROVEMENT	\$50,000	\$0	\$0	\$0	\$0	\$50,000
WATER	\$0	\$0	\$0	\$0	\$0	\$0
SANITARY SEWER	\$0	\$0	\$0	\$0	\$0	\$0
STORM WATER	\$0	\$0	\$0	\$0	\$0	\$0
BONDS	\$0	\$0	\$0	\$0	\$0	\$0
GRANTS/OTHER	\$0	\$0	\$0	\$0	\$0	\$0
TOTAL REVENUES	\$50,000	\$0	\$0	\$0	\$0	\$50,000
<b>OPERATING</b>	<b>FY 2026</b>	<b>FY 2027</b>	<b>FY 2028</b>	<b>FY 2029</b>	<b>FY 2030</b>	<b>TOTAL</b>
PERSONNEL	\$0	\$0	\$0	\$0	\$0	\$0
MAINT./OPERATIONS	\$0	\$0	\$0	\$0	\$0	\$0
CAPITAL OUTLAY	\$0	\$0	\$0	\$0	\$0	\$0
TOTAL OPERATING COST	\$0	\$0	\$0	\$0	\$0	\$0
(OPERATING REVENUES)	\$0	\$0	\$0	\$0	\$0	\$0

CITY OF BLOOMINGTON						
CAPITAL IMPROVEMENTS PROGRAM FY 2026- FY 2030						
FUNDING SOURCE(S)	DEPARTMENT		CITY CONTACT PERSON		WARD	
Capital Improvement Fund	Parks and Recreation		Jeff Hindman		2	
PROJECT TITLE			ACCOUNT NUMBER			
Westwood Park-Installing playground and additional amenities			40100100-72140			
PROJECT DESCRIPTION/JUSTIFICATION						
Upgrading Westwood Park with installation of donated playground and adding shelter, fencing and sidewalks. <b>Operating Impact:</b> The playground is being donated and the City will install it. The shelter, fencing and sidewalks materials will be purchased by the City and installed with City Staff. Additional maintenance cost would be minimal for upkeep.						
Projected start date: May, 2025			Projected completion date:		TYPE REQUEST	
DESIGN BID:		DESIGN BID:		CONTINUATION		
DESIGN:		DESIGN:		REVISION		
CONSTRUCTION BID:		CONSTRUCTION BID		X NEW		
CONSTRUCTION:		CONSTRUCTION:				
EXPENSES	FY 2026	FY 2027	FY 2028	FY 2029	FY 2030	TOTAL
PLANNING/DESIGN	\$0	\$0	\$0	\$0	\$0	\$0
LAND	\$0	\$0	\$0	\$0	\$0	\$0
CONSTRUCTION	\$50,000	\$0	\$0	\$0	\$0	\$50,000
EQUIPMENT/FURNISHINGS	\$0	\$0	\$0	\$0	\$0	\$0
TOTAL	\$50,000	\$0	\$0	\$0	\$0	\$50,000
REVENUES	FY 2026	FY 2027	FY 2028	FY 2029	FY 2030	TOTAL
GENERAL FUND	\$0	\$0	\$0	\$0	\$0	\$0
MOTOR FUEL TAX	\$0	\$0	\$0	\$0	\$0	\$0
CAPITAL IMPROVEMENT	\$50,000	\$0	\$0	\$0	\$0	\$50,000
WATER	\$0	\$0	\$0	\$0	\$0	\$0
SANITARY SEWER	\$0	\$0	\$0	\$0	\$0	\$0
STORM WATER	\$0	\$0	\$0	\$0	\$0	\$0
BONDS	\$0	\$0	\$0	\$0	\$0	\$0
GRANTS/OTHER	\$0	\$0	\$0	\$0	\$0	\$0
TOTAL REVENUES	\$50,000	\$0	\$0	\$0	\$0	\$50,000
OPERATING	FY 2026	FY 2027	FY 2028	FY 2029	FY 2030	TOTAL
PERSONNEL	\$0	\$0	\$0	\$0	\$0	\$0
MAINT./OPERATIONS	\$0	\$0	\$0	\$0	\$0	\$0
CAPITAL OUTLAY	\$0	\$0	\$0	\$0	\$0	\$0
TOTAL OPERATING COST	\$0	\$0	\$0	\$0	\$0	\$0
(OPERATING REVENUES)	\$0	\$0	\$0	\$0	\$0	\$0

CITY OF BLOOMINGTON						
CAPITAL IMPROVEMENTS PROGRAM FY 2026- FY 2030						
FUNDING SOURCE(S)	DEPARTMENT		CITY CONTACT PERSON		WARD	
Capital Improvement Fund	Parks and Recreation		Eric Veal		City Wide	
PROJECT TITLE			ACCOUNT NUMBER			
Route 66 Bike Trail - Funk's Grove to McLean			40100100-72580			
PROJECT DESCRIPTION/JUSTIFICATION						
<p>The City of Bloomington has an intergovernmental agreement (IGA) from November 1999, with McLean County, Town of Normal and other smaller municipalities within the County on providing funding for the Historic Route 66 Bike Trail project. Construction of this section is anticipated to occur in FY2026 and FY2027. The City's portion will be billed through McLean County, under the intergovernmental agreement.</p> <p><b>Operating Impact:</b> This is an IGA with Normal, McLean County and smaller municipalities located in the county to provide funding for a Historic Route 66 Bike Trail. These will add to the existing trails located with Bloomington and Normal and provide an additional healthy alternative for the community and to connect to other smaller communities within the county. Based on the IGA and guidance annually from McLean County, the City budgets for their dollar portion of the trail annually. Future maintenance cost will be shared with maintenance work completed by McLean County.</p>						
Projected start date:		Projected completion date:		TYPE REQUEST		
DESIGN BID:			DESIGN BID:			CONTINUATION
DESIGN:			DESIGN:			REVISION
CONSTRUCTION BID:			CONSTRUCTION BID:		X	NEW
CONSTRUCTION:			CONSTRUCTION:			
EXPENSES	FY 2026	FY 2027	FY 2028	FY 2029	FY 2030	TOTAL
PLANNING/DESIGN	\$0	\$0	\$0	\$0	\$0	\$0
LAND	\$0	\$0	\$0	\$0	\$0	\$0
CONSTRUCTION	\$130,000	\$135,000	\$0	\$0	\$0	\$265,000
EQUIPMENT/FURNISHINGS	\$0	\$0	\$0	\$0	\$0	\$0
TOTAL	\$130,000	\$135,000	\$0	\$0	\$0	\$265,000
REVENUES	FY 2026	FY 2027	FY 2028	FY 2029	FY 2030	TOTAL
GENERAL FUND	\$0	\$0	\$0	\$0	\$0	\$0
MOTOR FUEL TAX	\$0	\$0	\$0	\$0	\$0	\$0
CAPITAL IMPROVEMENT	\$130,000	\$135,000	\$0	\$0	\$0	\$265,000
WATER	\$0	\$0	\$0	\$0	\$0	\$0
SANITARY SEWER	\$0	\$0	\$0	\$0	\$0	\$0
STORM WATER	\$0	\$0	\$0	\$0	\$0	\$0
BONDS	\$0	\$0	\$0	\$0	\$0	\$0
GRANTS/OTHER	\$0	\$0	\$0	\$0	\$0	\$0
TOTAL REVENUES	\$130,000	\$135,000	\$0	\$0	\$0	\$265,000
OPERATING	FY 2026	FY 2027	FY 2028	FY 2029	FY 2030	TOTAL
PERSONNEL	\$0	\$0	\$0	\$0	\$0	\$0
MAINT./OPERATIONS	\$0	\$0	\$0	\$0	\$0	\$0
CAPITAL OUTLAY	\$0	\$0	\$0	\$0	\$0	\$0
TOTAL OPERATING COST	\$0	\$0	\$0	\$0	\$0	\$0
(OPERATING REVENUES)	\$0	\$0	\$0	\$0	\$0	\$0

CITY OF BLOOMINGTON						
CAPITAL IMPROVEMENTS PROGRAM FY 2026- FY 2030						
FUNDING SOURCE(S)	DEPARTMENT		CITY CONTACT PERSON		WARD	
Capital Improvement Fund	Parks and Recreation		Eric Veal		City Wide	
PROJECT TITLE			ACCOUNT NUMBER			
Route 66 Bike Trail - Towanda to Lexington - Phase 1			40100100/72580			
PROJECT DESCRIPTION/JUSTIFICATION						
<p>The City of Bloomington has an intergovernmental agreement (IGA) from November 1999, with McLean County, Town of Normal and other smaller municipalities within the County on providing funding for the Historic Route 66 Bike Trail project. Design work for Funks Grove to McLean is anticipated in FY2026. Budgeted funds are for the design work for Towanda to Lexington.</p> <p><b>Operating Impact:</b> This is an IGA with Normal, McLean County and smaller municipalities located in the county to provide funding for a Historic Route 66 Bike Trail. These will add to the existing trails located with Bloomington and Normal and provide an additional healthy alternative for the community and to connect to other smaller communities within the county. Based on the IGA and guidance annually from McLean County, the City budgets for their dollar portion of the trail annually. Future maintenance cost will be shared with maintenance work completed by McLean County</p>						
Projected start date:		Projected completion date:		TYPE REQUEST		
DESIGN BID:			DESIGN BID:			CONTINUATION
DESIGN:			DESIGN:			REVISION
CONSTRUCTION BID:			CONSTRUCTION BID:		X	NEW
CONSTRUCTION:			CONSTRUCTION:			
EXPENSES	FY 2026	FY 2027	FY 2028	FY 2029	FY 2030	TOTAL
PLANNING/DESIGN	\$13,700	\$13,700	\$13,700	\$0	\$0	\$41,100
LAND	\$0	\$0	\$0	\$0	\$0	\$0
CONSTRUCTION	\$0	\$0	\$0	\$0	\$0	\$0
EQUIPMENT/FURNISHINGS	\$0	\$0	\$0	\$0	\$0	\$0
TOTAL	\$13,700	\$13,700	\$13,700	\$0	\$0	\$41,100
REVENUES	FY 2026	FY 2027	FY 2028	FY 2029	FY 2030	TOTAL
GENERAL FUND	\$0	\$0	\$0	\$0	\$0	\$0
MOTOR FUEL TAX	\$0	\$0	\$0	\$0	\$0	\$0
CAPITAL IMPROVEMENT	\$13,700	\$13,700	\$13,700	\$0	\$0	\$41,100
WATER	\$0	\$0	\$0	\$0	\$0	\$0
SANITARY SEWER	\$0	\$0	\$0	\$0	\$0	\$0
STORM WATER	\$0	\$0	\$0	\$0	\$0	\$0
BONDS	\$0	\$0	\$0	\$0	\$0	\$0
GRANTS/OTHER	\$0	\$0	\$0	\$0	\$0	\$0
TOTAL REVENUES	\$13,700	\$13,700	\$13,700	\$0	\$0	\$41,100
OPERATING	FY 2026	FY 2027	FY 2028	FY 2029	FY 2030	TOTAL
PERSONNEL	\$0	\$0	\$0	\$0	\$0	\$0
MAINT./OPERATIONS	\$0	\$0	\$0	\$0	\$0	\$0
CAPITAL OUTLAY	\$0	\$0	\$0	\$0	\$0	\$0
TOTAL OPERATING COST	\$0	\$0	\$0	\$0	\$0	\$0
(OPERATING REVENUES)	\$0	\$0	\$0	\$0	\$0	\$0

CITY OF BLOOMINGTON						
CAPITAL IMPROVEMENTS PROGRAM FY 2026- FY 2030						
FUNDING SOURCE(S)	DEPARTMENT		CITY CONTACT PERSON		WARD	
Capital Improvement Fund	Parks and Recreation		Jeff Hindman		2	
PROJECT TITLE			ACCOUNT NUMBER			
Trail resurfacing-Morris Avenue to Bellas Landscaping			40100100-72580			
PROJECT DESCRIPTION/JUSTIFICATION						
Trail Resurfacing- Morris Avenue to Bellas Landscaping. Milling down trail and resurfacing with new top layer of asphalt (2") for a total length of 4,303 ft.						
<b>Operating Impact:</b> These repairs will improve the users experience on that portion of the trail whether walking, running or biking. This also could be a safety concern if not addressed. The Capital Improvement Funds are sourced from the General Fund for non-street/sidewalk and non-Enterprise Fund Projects. This project has a minimal operating impact on future budgets.						
Projected start date: May, 2025			Projected completion date:		TYPE REQUEST	
DESIGN BID:		DESIGN BID:		CONTINUATION		
DESIGN:		DESIGN:		REVISION		
CONSTRUCTION BID:		CONSTRUCTION BID		X NEW		
CONSTRUCTION:		CONSTRUCTION:				
EXPENSES	FY 2026	FY 2027	FY 2028	FY 2029	FY 2030	TOTAL
PLANNING/DESIGN	\$0	\$0	\$0	\$0	\$0	\$0
LAND	\$0	\$0	\$0	\$0	\$0	\$0
CONSTRUCTION	\$193,635	\$0	\$0	\$0	\$0	\$193,635
EQUIPMENT/FURNISHINGS	\$0	\$0	\$0	\$0	\$0	\$0
TOTAL	\$193,635	\$0	\$0	\$0	\$0	\$193,635
REVENUES	FY 2026	FY 2027	FY 2028	FY 2029	FY 2030	TOTAL
GENERAL FUND	\$0	\$0	\$0	\$0	\$0	\$0
MOTOR FUEL TAX	\$0	\$0	\$0	\$0	\$0	\$0
CAPITAL IMPROVEMENT	\$193,635	\$0	\$0	\$0	\$0	\$193,635
WATER	\$0	\$0	\$0	\$0	\$0	\$0
SANITARY SEWER	\$0	\$0	\$0	\$0	\$0	\$0
STORM WATER	\$0	\$0	\$0	\$0	\$0	\$0
BONDS	\$0	\$0	\$0	\$0	\$0	\$0
GRANTS/OTHER	\$0	\$0	\$0	\$0	\$0	\$0
TOTAL REVENUES	\$193,635	\$0	\$0	\$0	\$0	\$193,635
OPERATING	FY 2026	FY 2027	FY 2028	FY 2029	FY 2030	TOTAL
PERSONNEL	\$0	\$0	\$0	\$0	\$0	\$0
MAINT./OPERATIONS	\$0	\$0	\$0	\$0	\$0	\$0
CAPITAL OUTLAY	\$0	\$0	\$0	\$0	\$0	\$0
TOTAL OPERATING COST	\$0	\$0	\$0	\$0	\$0	\$0
(OPERATING REVENUES)	\$0	\$0	\$0	\$0	\$0	\$0

CITY OF BLOOMINGTON						
CAPITAL IMPROVEMENTS PROGRAM FY 2026- FY 2030						
FUNDING SOURCE(S)	DEPARTMENT		CITY CONTACT PERSON		WARD	
Capital Improvement Fund	Parks and Recreation		Jay Pratte		1	
PROJECT TITLE			ACCOUNT NUMBER			
Zoo - KAB/Kitchen roof replacement			40100100-72520			
PROJECT DESCRIPTION/JUSTIFICATION						
<p>Flat kitchen roof (part of the KAB complex) is leaking and has deteriorated. Professional contractors have advised replacement. Water leaks have adversely impacted our fire alarm system over the past two years, leading to several false alarms and responses from BFD.</p> <p><b>Operating Impact:</b> The cost to have minor repairs continues to add up. In addition, if the roof continues to have additional leaks, animal care could be in jeopardy due to safety concerns. If replaced, the roof would have an estimated life of 20-25 years.</p>						
Projected start date:			Projected completion date:		TYPE REQUEST	
DESIGN BID:		DESIGN BID:		CONTINUATION		
DESIGN:		DESIGN:		REVISION		
CONSTRUCTION BID:		CONSTRUCTION BID:		X NEW		
CONSTRUCTION:		CONSTRUCTION:				
EXPENSES	FY 2026	FY 2027	FY 2028	FY 2029	FY 2030	TOTAL
PLANNING/DESIGN	\$0	\$0	\$0	\$0	\$0	\$0
LAND	\$0	\$0	\$0	\$0	\$0	\$0
CONSTRUCTION	\$200,000	\$0	\$0	\$0	\$0	\$200,000
EQUIPMENT/FURNISHINGS	\$0	\$0	\$0	\$0	\$0	\$0
TOTAL	\$200,000	\$0	\$0	\$0	\$0	\$200,000
REVENUES	FY 2026	FY 2027	FY 2028	FY 2029	FY 2030	TOTAL
GENERAL FUND	\$0	\$0	\$0	\$0	\$0	\$0
MOTOR FUEL TAX	\$0	\$0	\$0	\$0	\$0	\$0
CAPITAL IMPROVEMENT	\$200,000	\$0	\$0	\$0	\$0	\$200,000
WATER	\$0	\$0	\$0	\$0	\$0	\$0
SANITARY SEWER	\$0	\$0	\$0	\$0	\$0	\$0
STORM WATER	\$0	\$0	\$0	\$0	\$0	\$0
BONDS	\$0	\$0	\$0	\$0	\$0	\$0
GRANTS/OTHER	\$0	\$0	\$0	\$0	\$0	\$0
TOTAL REVENUES	\$200,000	\$0	\$0	\$0	\$0	\$200,000
OPERATING	FY 2026	FY 2027	FY 2028	FY 2029	FY 2030	TOTAL
PERSONNEL	\$0	\$0	\$0	\$0	\$0	\$0
MAINT./OPERATIONS	\$0	\$0	\$0	\$0	\$0	\$0
CAPITAL OUTLAY	\$0	\$0	\$0	\$0	\$0	\$0
TOTAL OPERATING COST	\$0	\$0	\$0	\$0	\$0	\$0
(OPERATING REVENUES)	\$0	\$0	\$0	\$0	\$0	\$0

CITY OF BLOOMINGTON						
CAPITAL IMPROVEMENTS PROGRAM FY 2026- FY 2030						
FUNDING SOURCE(S)	DEPARTMENT		CITY CONTACT PERSON		WARD	
Capital Improvement Fund	Parks and Recreation		James Wayne		7	
PROJECT TITLE			ACCOUNT NUMBER			
O'Neil Aquatics Center Concession Stand Shade Sail			40100100-72140			
PROJECT DESCRIPTION/JUSTIFICATION						
Install large shade sail/canopy over the concession stand seating. <b>Operating Impact:</b> The stand shade would be an amenity for guests to dine out of the sun/heat. Additional maintenance cost would be minimal for upkeep. Future replacement would be budgeted to replace the shade stand.						
Projected start date: 9/15/2025			Projected completion date: 4/1/2026		TYPE REQUEST	
DESIGN BID:				DESIGN BID:		CONTINUATION
DESIGN:				DESIGN:		REVISION
CONSTRUCTION BID:				CONSTRUCTION BID		X NEW
CONSTRUCTION:				CONSTRUCTION:		
EXPENSES	FY 2026	FY 2027	FY 2028	FY 2029	FY 2030	TOTAL
PLANNING/DESIGN	\$0	\$0	\$0	\$0	\$0	\$0
LAND	\$0	\$0	\$0	\$0	\$0	\$0
CONSTRUCTION	\$0	\$0	\$0	\$0	\$0	\$0
EQUIPMENT/FURNISHINGS	\$25,000	\$0	\$0	\$0	\$0	\$25,000
TOTAL	\$25,000	\$0	\$0	\$0	\$0	\$25,000
REVENUES	FY 2026	FY 2027	FY 2028	FY 2029	FY 2030	TOTAL
GENERAL FUND	\$0	\$0	\$0	\$0	\$0	\$0
MOTOR FUEL TAX	\$0	\$0	\$0	\$0	\$0	\$0
CAPITAL IMPROVEMENT	\$25,000	\$0	\$0	\$0	\$0	\$25,000
WATER	\$0	\$0	\$0	\$0	\$0	\$0
SANITARY SEWER	\$0	\$0	\$0	\$0	\$0	\$0
STORM WATER	\$0	\$0	\$0	\$0	\$0	\$0
BONDS	\$0	\$0	\$0	\$0	\$0	\$0
GRANTS/OTHER	\$0	\$0	\$0	\$0	\$0	\$0
TOTAL REVENUES	\$25,000	\$0	\$0	\$0	\$0	\$25,000
OPERATING	FY 2026	FY 2027	FY 2028	FY 2029	FY 2030	TOTAL
PERSONNEL	\$0	\$0	\$0	\$0	\$0	\$0
MAINT./OPERATIONS	\$0	\$0	\$0	\$0	\$0	\$0
CAPITAL OUTLAY	\$0	\$0	\$0	\$0	\$0	\$0
TOTAL OPERATING COST	\$0	\$0	\$0	\$0	\$0	\$0
(OPERATING REVENUES)	\$0	\$0	\$0	\$0	\$0	\$0

CAPITAL IMPROVEMENTS PROGRAM FY 2026- FY 2030

<i>FUNDING SOURCE(S)</i>	<i>DEPARTMENT</i>	<i>DIVISION/PROGRAM</i>	<i>WARD</i>
CAPITAL IMPROVEMENT	Parks and Recreation	James Wayne	7
<i>PROJECT TITLE</i>		<i>ACCOUNT NUMBER</i>	
O'Neil Aquatics Center Concession Stand Shade Sail		40100100-72140	





CITY OF BLOOMINGTON  
 CAPITAL IMPROVEMENTS PROGRAM FY 2026- FY 2030

FUNDING SOURCE(S)	DEPARTMENT	DIVISION/PROGRAM	WARD
Capital Improvement Fund	Engineering Division	Robert Yehl	8
PROJECT TITLE		ACCOUNT NUMBER	
Hershey & Hamilton Road Trail and Ireland Grove Road Sidewalk		40100100-72560, Grants-53120	



CITY OF BLOOMINGTON  
CAPITAL IMPROVEMENTS PROGRAM FY 2026- FY 2030


<i>FUNDING SOURCE(S)</i>	<i>DEPARTMENT</i>		<i>CITY CONTACT PERSON</i>		<i>WARD</i>	
Capital Improvement Fund	Engineering Division		Robert Yehl		1, 2	
<i>PROJECT TITLE</i>			<i>ACCOUNT NUMBER</i>			
Constitution Trail Extension - Lafayette St to Hamilton Rd			40100100-70051, 72510, 72580			
<i>PROJECT DESCRIPTION/JUSTIFICATION</i>						
<p>The proposed new segment of multi-use path on the Constitution Trail is located in the southeast portion of the city and will start at Lafayette Street and end at Hamilton Road. The project is adjacent to a mobile home neighborhood and connects users to nearby businesses, downtown Bloomington, and another business district on the southeast side of Bloomington. The path will also connect to Hamilton Road, the major east-west corridor south of I-55 Business. Phase I preliminary engineering was funded by the City in FY2022 with Illinois Department of Transportation Phase I approval received in FY2024. Phase II design, plans, specifications and estimates began in FY2024 and are expected to finish in FY2025. The City has applied for the next round of an Illinois Transportation Enhancement Program grant to fund 80% of the estimated construction costs. Construction of the path is expected to begin in FY26 provided the ITEP grant is awarded to the city.</p> <p><b>Operating Impact:</b> The project will be paid partially by a grant with future trail maintenance performed by Parks Department utilizing the Capital Improvement Fund dollars currently sourced via the General Fund and/or other grant related opportunities.</p>						
Projected start date:			Projected completion date:		TYPE REQUEST	
DESIGN BID:	5/1/2023	DESIGN BID:	6/30/2023	X	CONTINUATION REVISION NEW	
DESIGN:	7/1/2023	DESIGN:	7/30/2025			
CONSTRUCTION BID:	8/2025	CONSTRUCTION BID:	9/2025			
CONSTRUCTION:	10/2025	CONSTRUCTION:	6/2026			
<b>EXPENSES</b>						
	<b>FY 2026</b>	<b>FY 2027</b>	<b>FY 2028</b>	<b>FY 2029</b>	<b>FY 2030</b>	<b>TOTAL</b>
PLANNING/DESIGN	\$90,000	\$0	\$0	\$0	\$0	\$90,000
LAND	\$4,000	\$0	\$0	\$0	\$0	\$4,000
CONSTRUCTION	\$220,000	\$0	\$0	\$0	\$0	\$220,000
EQUIPMENT/FURNISHINGS	\$0	\$0	\$0	\$0	\$0	\$0
TOTAL	\$314,000	\$0	\$0	\$0	\$0	\$314,000
<b>REVENUES</b>						
	<b>FY 2026</b>	<b>FY 2027</b>	<b>FY 2028</b>	<b>FY 2029</b>	<b>FY 2030</b>	<b>TOTAL</b>
GENERAL FUND	\$0	\$0	\$0	\$0	\$0	\$0
MOTOR FUEL TAX	\$0	\$0	\$0	\$0	\$0	\$0
CAPITAL IMPROVEMENT	\$248,392	\$0	\$0	\$0	\$0	\$248,392
WATER	\$0	\$0	\$0	\$0	\$0	\$0
SANITARY SEWER	\$0	\$0	\$0	\$0	\$0	\$0
STORM WATER	\$0	\$0	\$0	\$0	\$0	\$0
BONDS	\$0	\$0	\$0	\$0	\$0	\$0
GRANTS/OTHER	\$65,608	\$0	\$0	\$0	\$0	\$65,608
TOTAL REVENUES	\$314,000	\$0	\$0	\$0	\$0	\$314,000
<b>OPERATING</b>						
	<b>FY 2026</b>	<b>FY 2027</b>	<b>FY 2028</b>	<b>FY 2029</b>	<b>FY 2030</b>	<b>TOTAL</b>
PERSONNEL	\$0	\$0	\$0	\$0	\$0	\$0
MAINT./OPERATIONS	\$0	\$0	\$0	\$0	\$0	\$0
CAPITAL OUTLAY	\$0	\$0	\$0	\$0	\$0	\$0
TOTAL OPERATING COST	\$0	\$0	\$0	\$0	\$0	\$0
(OPERATING REVENUES)	\$0	\$0	\$0	\$0	\$0	\$0

CITY OF BLOOMINGTON  
 CAPITAL IMPROVEMENTS PROGRAM FY 2026- FY 2030

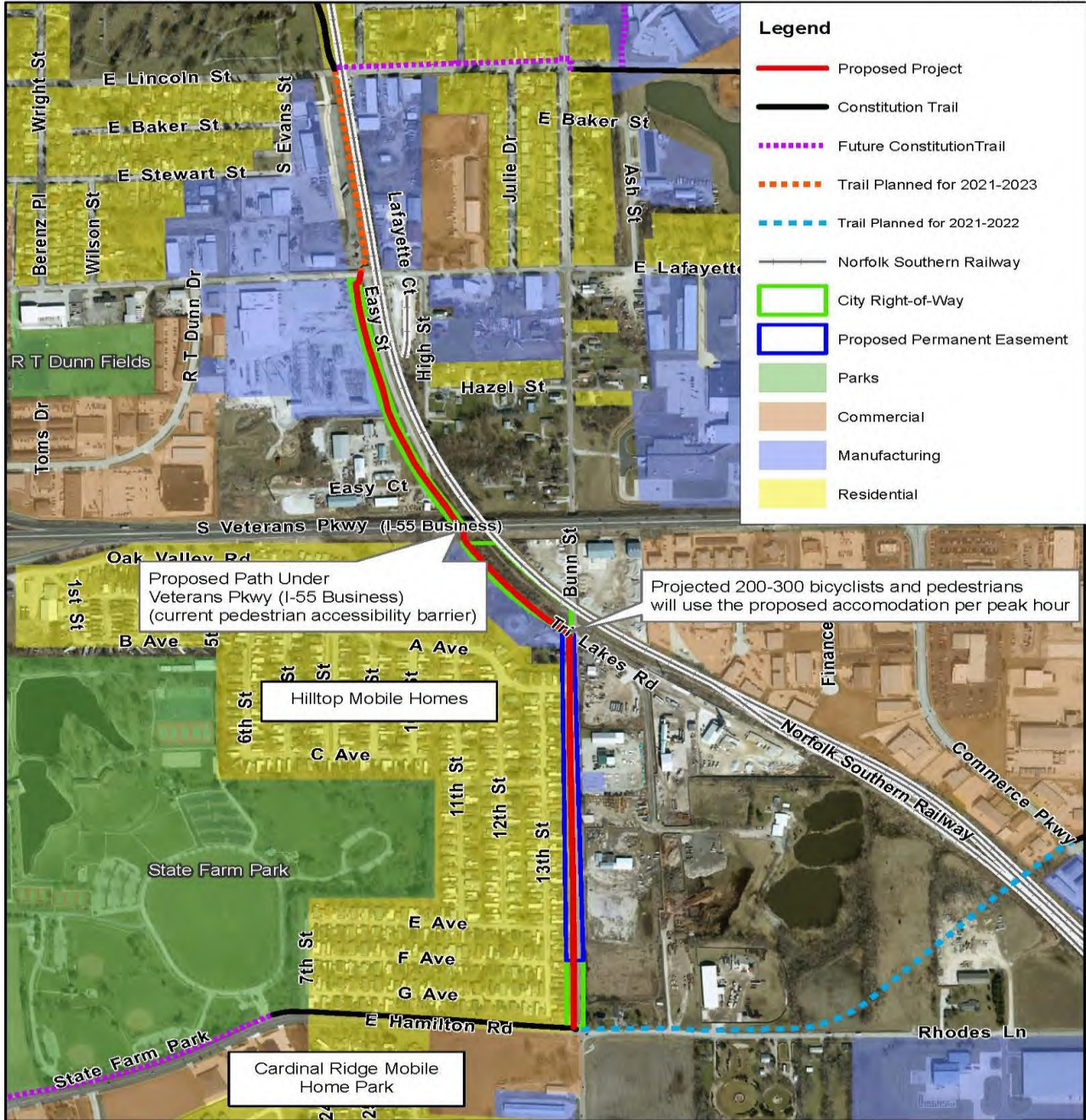
FUNDING SOURCE(S)	DEPARTMENT	DIVISION/PROGRAM	WARD
Capital Improvement Fund	Engineering Division	Robert Yehl	1, 2
PROJECT TITLE		ACCOUNT NUMBER	
Constitution Trail Extension - Lafayette St to Hamilton Rd		40100100-70051, 72510, 72580	



Constitution Trail  
 Southeast Extension Project:  
 Lafayette Street to Hamilton Road



10/26/2020

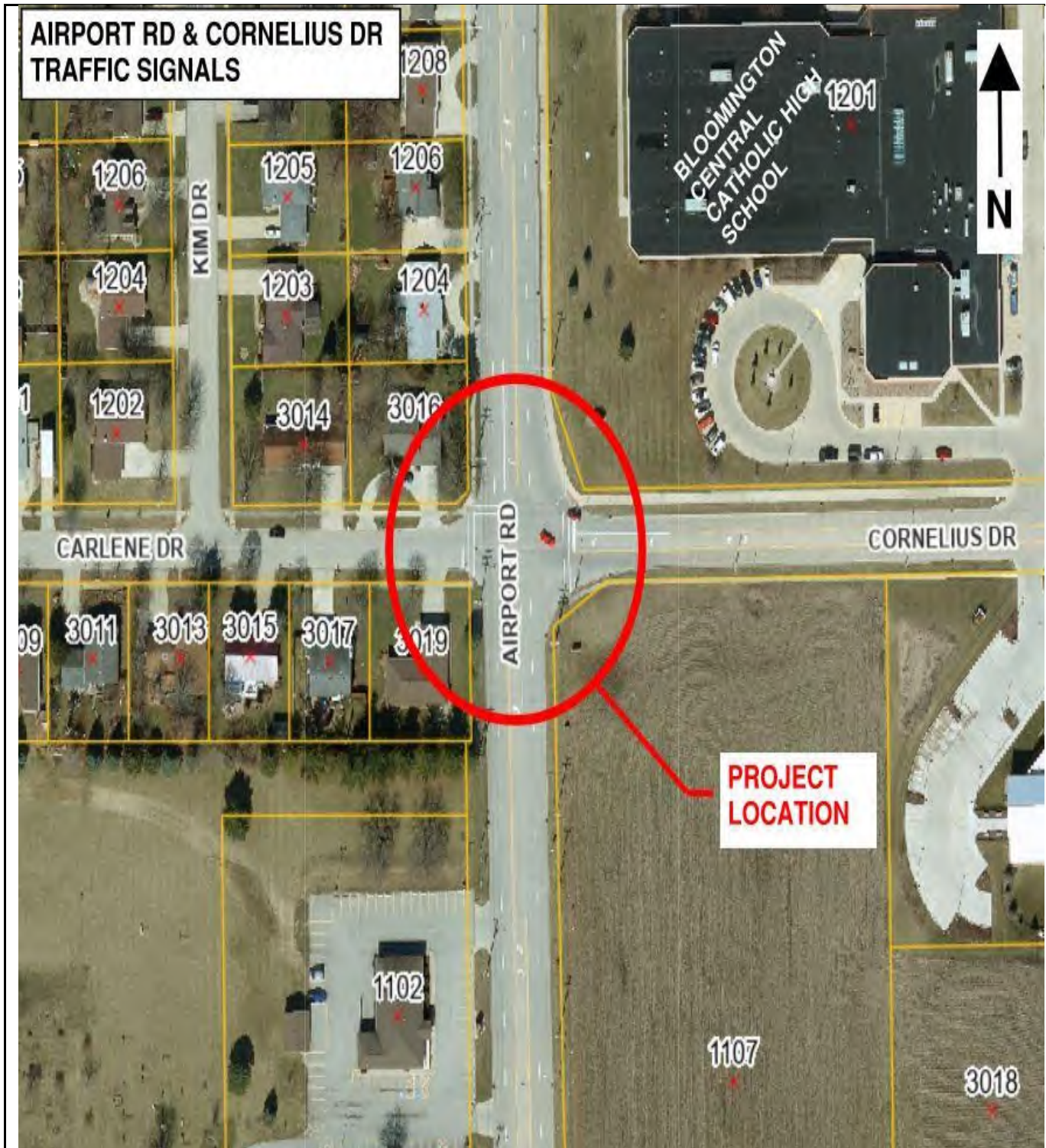


CITY OF BLOOMINGTON  
CAPITAL IMPROVEMENTS PROGRAM FY 2026- FY 2030

<i>FUNDING SOURCE(S)</i>	<i>DEPARTMENT</i>		<i>CITY CONTACT PERSON</i>	<i>WARD</i>		
Capital Improvement Fund	Engineering Division		Phil Allyn	3		
<i>PROJECT TITLE</i>			<i>ACCOUNT NUMBER</i>			
Airport Road & Cornelius Drive Traffic Signal Improvement			40100100-70051, 72620, Grants-53120			
<i>PROJECT DESCRIPTION/JUSTIFICATION</i>						
Project to include installation of new traffic signals at the intersection of Airport Road and Cornelius Drive. New sidewalk ramps will be installed at the intersection corners. The City received a \$600,000 DCEO grant for this project. Design and construction engineering is expected to be performed by engineering consultants.						
<b>Operating Impact:</b> This project would be paid for from the Capital Improvement Fund which is funded via an annual transfer from the City's General Fund for these type of projects. This signal would provide driver's a safer route and the signal would be maintained by the Engineering Division as part of there annual street lighting maintenance/upkeep.						
Projected start date:		Projected completion date:		<i>TYPE REQUEST</i>		
DESIGN BID:	12/1/2024	DESIGN BID:	1/1/2025	X CONTINUATION		
DESIGN:	1/1/2025	DESIGN:	6/1/2025	REVISION		
CONSTRUCTION BID:	6/1/2025	CONSTRUCTION BID:	8/1/2025	NEW		
CONSTRUCTION:	8/1/2025	CONSTRUCTION:	12/30/2025			
<b>EXPENSES</b>	<b>FY 2026</b>	<b>FY 2027</b>	<b>FY 2028</b>	<b>FY 2029</b>	<b>FY 2030</b>	<b>TOTAL</b>
PLANNING/DESIGN	\$64,000	\$0	\$0	\$0	\$0	\$64,000
LAND	\$0	\$0	\$0	\$0	\$0	\$0
CONSTRUCTION	\$547,000	\$0	\$0	\$0	\$0	\$547,000
EQUIPMENT/FURNISHINGS	\$0	\$0	\$0	\$0	\$0	\$0
TOTAL	\$611,000	\$0	\$0	\$0	\$0	\$611,000
<b>REVENUES</b>	<b>FY 2026</b>	<b>FY 2027</b>	<b>FY 2028</b>	<b>FY 2029</b>	<b>FY 2030</b>	<b>TOTAL</b>
GENERAL FUND	\$0	\$0	\$0	\$0	\$0	\$0
MOTOR FUEL TAX	\$0	\$0	\$0	\$0	\$0	\$0
CAPITAL IMPROVEMENT	\$11,000	\$0	\$0	\$0	\$0	\$11,000
WATER	\$0	\$0	\$0	\$0	\$0	\$0
SANITARY SEWER	\$0	\$0	\$0	\$0	\$0	\$0
STORM WATER	\$0	\$0	\$0	\$0	\$0	\$0
BONDS	\$0	\$0	\$0	\$0	\$0	\$0
GRANTS/OTHER	\$600,000	\$0	\$0	\$0	\$0	\$600,000
TOTAL REVENUES	\$611,000	\$0	\$0	\$0	\$0	\$611,000
<b>OPERATING</b>	<b>FY 2026</b>	<b>FY 2027</b>	<b>FY 2028</b>	<b>FY 2029</b>	<b>FY 2030</b>	<b>TOTAL</b>
PERSONNEL	\$0	\$0	\$0	\$0	\$0	\$0
MAINT./OPERATIONS	\$0	\$0	\$0	\$0	\$0	\$0
CAPITAL OUTLAY	\$0	\$0	\$0	\$0	\$0	\$0
TOTAL OPERATING COST	\$0	\$0	\$0	\$0	\$0	\$0
(OPERATING REVENUES)	\$0	\$0	\$0	\$0	\$0	\$0

CITY OF BLOOMINGTON  
 CAPITAL IMPROVEMENTS PROGRAM FY 2026- FY 2030

FUNDING SOURCE(S)	DEPARTMENT	DIVISION/PROGRAM	WARD
Capital Improvement Fund	Engineering Division	Phil Allyn	3
PROJECT TITLE		ACCOUNT NUMBER	
Airport Road & Cornelius Drive Traffic Signal Improvement		40100100-70051, 72620, Grants-53120	



CAPITAL IMPROVEMENT (ASPHALT &  
CONCRETE) FUND CAPITAL  
PROJECTS



**FY 2026 -- Capital Improvement Summary  
Capital Improvement (Asphalt & Concrete) Fund**

The list provides a synopsis of the major capital projects planned for the City in FY 2026. The detailed budget document is provided in the pages that follow this synopsis. This synopsis provides an estimate of the financial impact each project will have on the City's overall operating funds upon the completion of the project.

**Public Works Capital Improvement (Asphalt & Concrete) Projects**

- ❖ **Multi-Year Street & Alley Resurface Program - supported by LMFT & additional .25% portion of the 1% increase of the Home Rule Sales Tax**
  - Capital Improvement Fund

Construction	<u>\$2,750,000</u>
Total Capital Project	\$2,750,000
  
- ❖ **High Pressure Slurry Seal - supported by LMFT & additional .25% portion of the 1% increase of the Home Rule Sales Tax**
  - Capital Improvement Fund

Construction	<u>\$1,500,000</u>
Total Capital Project	\$1,500,000
  
- ❖ **Reclamite - supported by LMFT & additional .25% portion of the 1% increase of the Home Rule Sales Tax**
  - Capital Improvement Fund

Construction	<u>\$250,000</u>
Total Capital Project	\$250,000
  
- ❖ **Multi-Year Sidewalk, Curb & Gutter Replacement - supported by LMFT & additional .25% portion of the 1% increase of the Home Rule Sales Tax**
  - Capital Improvement Fund

Construction	<u>\$2,800,000</u>
Total Capital Project	\$2,800,000
  
- ❖ **Multi-Year Street, Alley & Sidewalk Repairs - supported by LMFT & additional .25% portion of the 1% increase of the Home Rule Sales Tax**
  - Capital Improvement Fund

Construction	<u>\$700,000</u>
Total Capital Project	\$700,000

**Total FY 2026 Cost: \$8,000,000**

CITY OF BLOOMINGTON  
CAPITAL IMPROVEMENTS PROGRAM FY 2026- FY 2030

FUNDING SOURCE(S)	DEPARTMENT	CITY CONTACT PERSON	WARD			
Asphalt & Concrete	Engineering Division	Robert Yehl	Citywide			
PROJECT TITLE		ACCOUNT NUMBER				
Street Resurfacing Program		40120200-72530				
PROJECT DESCRIPTION/JUSTIFICATION						
<p>Annual program that provides for resurfacing and repair of public streets and and associated infrastructure. The roadways repaired are patched and incidental problems are addressed prior to the resurfacing. The resurfacing is typically approximately 2 inches of milling and new surface material. This budget also includes pavement preservation. This is primarily reclaimite, chip seal, slurry seal, pavement patching, and thin lift hot mix asphalt overlays.</p> <p><b>Operating Impact:</b> This fund has money earmarked by City Council from the \$.08 per gallon Local Motor Fuel Tax and 10% of the annual receipts of the City's Home Rule Sales Tax. Approximately \$7-7.5M funds are generated for the annual resurfacing, sidewalk and ADA ramp construction/improvements.</p>						
Projected start date:		Projected completion date:				
DESIGN BID: N/A	DESIGN: N/A	DESIGN BID: N/A	DESIGN: N/A			
CONSTRUCTION BID: 3/1/2025	CONSTRUCTION: 5/1/2025	CONSTRUCTION BID: 4/1/2025	CONSTRUCTION: 4/30/2026			
		X				
		CONTINUATION				
		REVISION				
		NEW				
<b>EXPENSES</b>						
	FY 2026	FY 2027	FY 2028	FY 2029	FY 2030	TOTAL
PLANNING/DESIGN	\$0	\$0	\$0	\$0	\$0	\$0
LAND	\$0	\$0	\$0	\$0	\$0	\$0
CONSTRUCTION	\$4,500,000	\$5,500,000	\$5,250,000	\$5,250,000	\$5,250,000	\$25,750,000
EQUIPMENT/FURNISHINGS	\$0	\$0	\$0	\$0	\$0	\$0
TOTAL	\$4,500,000	\$5,500,000	\$5,250,000	\$5,250,000	\$5,250,000	\$25,750,000
<b>REVENUES</b>						
	FY 2026	FY 2027	FY 2028	FY 2029	FY 2030	TOTAL
GENERAL FUND	\$0	\$0	\$0	\$0	\$0	\$0
MOTOR FUEL TAX	\$0	\$0	\$0	\$0	\$0	\$0
CAPITAL IMPROVEMENT	\$4,500,000	\$5,500,000	\$5,250,000	\$5,250,000	\$5,250,000	\$25,750,000
WATER	\$0	\$0	\$0	\$0	\$0	\$0
SANITARY SEWER	\$0	\$0	\$0	\$0	\$0	\$0
STORM WATER	\$0	\$0	\$0	\$0	\$0	\$0
BONDS	\$0	\$0	\$0	\$0	\$0	\$0
GRANTS/OTHER	\$0	\$0	\$0	\$0	\$0	\$0
TOTAL REVENUES	\$4,500,000	\$5,500,000	\$5,250,000	\$5,250,000	\$5,250,000	\$25,750,000
<b>OPERATING</b>						
	FY 2026	FY 2027	FY 2028	FY 2029	FY 2030	TOTAL
PERSONNEL	\$0	\$0	\$0	\$0	\$0	\$0
MAINT./OPERATIONS	\$0	\$0	\$0	\$0	\$0	\$0
CAPITAL OUTLAY	\$0	\$0	\$0	\$0	\$0	\$0
TOTAL OPERATING COST	\$0	\$0	\$0	\$0	\$0	\$0
(OPERATING REVENUES)	\$0	\$0	\$0	\$0	\$0	\$0

CITY OF BLOOMINGTON  
 CAPITAL IMPROVEMENTS PROGRAM FY 2026- FY 2030

<i>FUNDING SOURCE(S)</i>	<i>DEPARTMENT</i>	<i>DIVISION/PROGRAM</i>	<i>WARD</i>
Asphalt & Concrete	Engineering Division	Robert Yehl	Citywide
<i>PROJECT TITLE</i>		<i>ACCOUNT NUMBER</i>	
Street Resurfacing Program		40120200-72530	



CITY OF BLOOMINGTON  
CAPITAL IMPROVEMENTS PROGRAM FY 2026- FY 2030

<i>FUNDING SOURCE(S)</i>		<i>DEPARTMENT</i>		<i>CITY CONTACT PERSON</i>		<i>WARD</i>	
Asphalt & Concrete Fund		Engineering Division		Robert Yehl		Citywide	
CDBG Fund							
<i>PROJECT TITLE</i>				<i>ACCOUNT NUMBER</i>			
Sidewalk and Ramp Replacement Program				40120200-72560, Grants-72560			
<i>PROJECT DESCRIPTION/JUSTIFICATION</i>							
Annual program that provides for repair and/or replacement of public sidewalk and ramps in order to comply with Federal ADA - American with Disabilities Act requirements. Most sidewalk and ramp repair locations are within the City's annual resurfacing contract. Other sidewalk and ramp locations are determined by citizen request and then by public benefit. A portion of the program is set aside for 50/50 projects. The 50/50 program is an annual program that provides for replacement of public sidewalk with the participation of the property owner. The 50/50 program is voluntary based on first come first served until available money runs out. Low income households may qualify for assistance through CDBG - Community Development Block Grant programs.							
<b>Operating Impact:</b> This fund has money earmarked by City Council from the \$.08 per gallon Local Motor Fuel Tax and 10% of the annual receipts of the City's Home Rule Sales Tax. Approximately \$7-7.5M funds are generated for the annual resurfacing, sidewalk and ADA ramp construction/improvements.							
Projected start date:			Projected completion date:			TYPE REQUEST	
DESIGN BID: N/A DESIGN: N/A CONSTRUCTION BID: 3/1/2025 CONSTRUCTION: 5/1/2025			DESIGN BID: N/A DESIGN: N/A CONSTRUCTION BID: 4/1/2025 CONSTRUCTION: 4/30/2026			X CONTINUATION REVISION NEW	
<b>EXPENSES</b>							
	<b>FY 2026</b>	<b>FY 2027</b>	<b>FY 2028</b>	<b>FY 2029</b>	<b>FY 2030</b>	<b>TOTAL</b>	
PLANNING/DESIGN	\$0	\$0	\$0	\$0	\$0	\$0	
LAND	\$0	\$0	\$0	\$0	\$0	\$0	
CONSTRUCTION	\$2,800,000	\$2,000,000	\$1,500,000	\$1,500,000	\$1,500,000	\$9,300,000	
EQUIPMENT/FURNISHINGS	\$0	\$0	\$0	\$0	\$0	\$0	
TOTAL	\$2,800,000	\$2,000,000	\$1,500,000	\$1,500,000	\$1,500,000	\$9,300,000	
<b>REVENUES</b>							
	<b>FY 2026</b>	<b>FY 2027</b>	<b>FY 2028</b>	<b>FY 2029</b>	<b>FY 2030</b>	<b>TOTAL</b>	
GENERAL FUND	\$0	\$0	\$0	\$0	\$0	\$0	
MOTOR FUEL TAX	\$0	\$0	\$0	\$0	\$0	\$0	
CAPITAL IMPROVEMENT	\$2,800,000	\$2,000,000	\$1,500,000	\$1,500,000	\$1,500,000	\$9,300,000	
WATER	\$0	\$0	\$0	\$0	\$0	\$0	
SANITARY SEWER	\$0	\$0	\$0	\$0	\$0	\$0	
STORM WATER	\$0	\$0	\$0	\$0	\$0	\$0	
BONDS	\$0	\$0	\$0	\$0	\$0	\$0	
GRANTS/OTHER	\$0	\$0	\$0	\$0	\$0	\$0	
TOTAL REVENUES	\$2,800,000	\$2,000,000	\$1,500,000	\$1,500,000	\$1,500,000	\$9,300,000	
<b>OPERATING</b>							
	<b>FY 2026</b>	<b>FY 2027</b>	<b>FY 2028</b>	<b>FY 2029</b>	<b>FY 2030</b>	<b>TOTAL</b>	
PERSONNEL	\$0	\$0	\$0	\$0	\$0	\$0	
MAINT./OPERATIONS	\$0	\$0	\$0	\$0	\$0	\$0	
CAPITAL OUTLAY	\$0	\$0	\$0	\$0	\$0	\$0	
TOTAL OPERATING COST	\$0	\$0	\$0	\$0	\$0	\$0	
(OPERATING REVENUES)	\$0	\$0	\$0	\$0	\$0	\$0	

CITY OF BLOOMINGTON  
CAPITAL IMPROVEMENTS PROGRAM FY 2026- FY 2030

<i>FUNDING SOURCE(S)</i>	<i>DEPARTMENT</i>	<i>DIVISION/PROGRAM</i>	<i>WARD</i>
Asphalt & Concrete Fund	Engineering Division	Robert Yehl	Citywide
<i>PROJECT TITLE</i>		<i>ACCOUNT NUMBER</i>	
Sidewalk and Ramp Replacement Program		40120200-72560, Grants-72560	



CITY OF BLOOMINGTON  
CAPITAL IMPROVEMENTS PROGRAM FY 2026- FY 2030

<i>FUNDING SOURCE(S)</i>		<i>DEPARTMENT</i>		<i>CITY CONTACT PERSON</i>		<i>WARD</i>																																																																																																																																																											
Asphalt & Concrete Fund		Engineering Division		Robert Yehl		Citywide																																																																																																																																																											
<i>PROJECT TITLE</i>				<i>ACCOUNT NUMBER</i>																																																																																																																																																													
Street, Alley & Sidewalk Maintenance				40120200-72530																																																																																																																																																													
<i>PROJECT DESCRIPTION/JUSTIFICATION</i>																																																																																																																																																																	
Annual program that provides for repair of public streets, alleys and sidewalks that City crews are not able to perform. The average cost for each repair location previously completed is \$30,000. Based on this cost about 10 repair locations can be performed with a \$300,000 budget. In addition, funding will also cover pavement patching needs associated with roadways that are scheduled to receive a high pressure slurry seal application. <b>Operating Impact:</b> This fund has money earmarked by City Council from the \$.08 per gallon Local Motor Fuel Tax and 10% of the annual receipts of the City's Home Rule Sales Tax. Approximately \$7-7.5M funds are generated for the annual resurfacing, sidewalk and ADA ramp construction/improvements.																																																																																																																																																																	
Projected start date:			Projected completion date:			TYPE REQUEST																																																																																																																																																											
DESIGN BID: N/A DESIGN: N/A CONSTRUCTION BID: 3/1/2025 CONSTRUCTION: 5/1/2025			DESIGN BID: N/A DESIGN: N/A CONSTRUCTION BID: 4/1/2025 CONSTRUCTION: 4/30/2026			X CONTINUATION REVISION NEW																																																																																																																																																											
<table border="1" style="width: 100%; border-collapse: collapse;"> <thead> <tr> <th style="text-align: left;">EXPENSES</th> <th style="text-align: right;">FY 2026</th> <th style="text-align: right;">FY 2027</th> <th style="text-align: right;">FY 2028</th> <th style="text-align: right;">FY 2029</th> <th style="text-align: right;">FY 2030</th> <th style="text-align: right;">TOTAL</th> </tr> </thead> <tbody> <tr> <td>PLANNING/DESIGN</td> <td style="text-align: right;">\$0</td> <td style="text-align: right;">\$0</td> <td style="text-align: right;">\$0</td> <td style="text-align: right;">\$0</td> <td style="text-align: right;">\$0</td> <td style="text-align: right;">\$0</td> </tr> <tr> <td>LAND</td> <td style="text-align: right;">\$0</td> <td style="text-align: right;">\$0</td> <td style="text-align: right;">\$0</td> <td style="text-align: right;">\$0</td> <td style="text-align: right;">\$0</td> <td style="text-align: right;">\$0</td> </tr> <tr> <td>CONSTRUCTION</td> <td style="text-align: right;">\$700,000</td> <td style="text-align: right;">\$500,000</td> <td style="text-align: right;">\$500,000</td> <td style="text-align: right;">\$500,000</td> <td style="text-align: right;">\$500,000</td> <td style="text-align: right;">\$2,700,000</td> </tr> <tr> <td>EQUIPMENT/FURNISHINGS</td> <td style="text-align: right;">\$0</td> <td style="text-align: right;">\$0</td> <td style="text-align: right;">\$0</td> <td style="text-align: right;">\$0</td> <td style="text-align: right;">\$0</td> <td style="text-align: right;">\$0</td> </tr> <tr> <td>TOTAL</td> <td style="text-align: right;">\$700,000</td> <td style="text-align: right;">\$500,000</td> <td style="text-align: right;">\$500,000</td> <td style="text-align: right;">\$500,000</td> <td style="text-align: right;">\$500,000</td> <td style="text-align: right;">\$2,700,000</td> </tr> <tr> <th style="text-align: left;">REVENUES</th> <th style="text-align: right;">FY 2026</th> <th style="text-align: right;">FY 2027</th> <th style="text-align: right;">FY 2028</th> <th style="text-align: right;">FY 2029</th> <th style="text-align: right;">FY 2030</th> <th style="text-align: right;">TOTAL</th> </tr> <tr> <td>GENERAL FUND</td> <td style="text-align: right;">\$0</td> <td style="text-align: right;">\$0</td> <td style="text-align: right;">\$0</td> <td style="text-align: right;">\$0</td> <td style="text-align: right;">\$0</td> <td style="text-align: right;">\$0</td> </tr> <tr> <td>MOTOR FUEL TAX</td> <td style="text-align: right;">\$0</td> <td style="text-align: right;">\$0</td> <td style="text-align: right;">\$0</td> <td style="text-align: right;">\$0</td> <td style="text-align: right;">\$0</td> <td style="text-align: right;">\$0</td> </tr> <tr> <td>CAPITAL IMPROVEMENT</td> <td style="text-align: right;">\$700,000</td> <td style="text-align: right;">\$500,000</td> <td style="text-align: right;">\$500,000</td> <td style="text-align: right;">\$500,000</td> <td style="text-align: right;">\$500,000</td> <td style="text-align: right;">\$2,700,000</td> </tr> <tr> <td>WATER</td> <td style="text-align: right;">\$0</td> <td style="text-align: right;">\$0</td> <td style="text-align: right;">\$0</td> <td style="text-align: right;">\$0</td> <td style="text-align: right;">\$0</td> <td style="text-align: right;">\$0</td> </tr> <tr> <td>SANITARY SEWER</td> <td style="text-align: right;">\$0</td> <td style="text-align: right;">\$0</td> <td style="text-align: right;">\$0</td> <td style="text-align: right;">\$0</td> <td style="text-align: right;">\$0</td> <td style="text-align: right;">\$0</td> </tr> <tr> <td>STORM WATER</td> <td style="text-align: right;">\$0</td> <td style="text-align: right;">\$0</td> <td style="text-align: right;">\$0</td> <td style="text-align: right;">\$0</td> <td style="text-align: right;">\$0</td> <td style="text-align: right;">\$0</td> </tr> <tr> <td>BONDS</td> <td style="text-align: right;">\$0</td> <td style="text-align: right;">\$0</td> <td style="text-align: right;">\$0</td> <td style="text-align: right;">\$0</td> <td style="text-align: right;">\$0</td> <td style="text-align: right;">\$0</td> </tr> <tr> <td>GRANTS/OTHER</td> <td style="text-align: right;">\$0</td> <td style="text-align: right;">\$0</td> <td style="text-align: right;">\$0</td> <td style="text-align: right;">\$0</td> <td style="text-align: right;">\$0</td> <td style="text-align: right;">\$0</td> </tr> <tr> <td>TOTAL REVENUES</td> <td style="text-align: right;">\$700,000</td> <td style="text-align: right;">\$500,000</td> <td style="text-align: right;">\$500,000</td> <td style="text-align: right;">\$500,000</td> <td style="text-align: right;">\$500,000</td> <td style="text-align: right;">\$2,700,000</td> </tr> <tr> <th style="text-align: left;">OPERATING</th> <th style="text-align: right;">FY 2026</th> <th style="text-align: right;">FY 2027</th> <th style="text-align: right;">FY 2028</th> <th style="text-align: right;">FY 2029</th> <th style="text-align: right;">FY 2030</th> <th style="text-align: right;">TOTAL</th> </tr> <tr> <td>PERSONNEL</td> <td style="text-align: right;">\$0</td> <td style="text-align: right;">\$0</td> <td style="text-align: right;">\$0</td> <td style="text-align: right;">\$0</td> <td style="text-align: right;">\$0</td> <td style="text-align: right;">\$0</td> </tr> <tr> <td>MAINT./OPERATIONS</td> <td style="text-align: right;">\$0</td> <td style="text-align: right;">\$0</td> <td style="text-align: right;">\$0</td> <td style="text-align: right;">\$0</td> <td style="text-align: right;">\$0</td> <td style="text-align: right;">\$0</td> </tr> <tr> <td>CAPITAL OUTLAY</td> <td style="text-align: right;">\$0</td> <td style="text-align: right;">\$0</td> <td style="text-align: right;">\$0</td> <td style="text-align: right;">\$0</td> <td style="text-align: right;">\$0</td> <td style="text-align: right;">\$0</td> </tr> <tr> <td>TOTAL OPERATING COST</td> <td style="text-align: right;">\$0</td> <td style="text-align: right;">\$0</td> <td style="text-align: right;">\$0</td> <td style="text-align: right;">\$0</td> <td style="text-align: right;">\$0</td> <td style="text-align: right;">\$0</td> </tr> <tr> <td>(OPERATING REVENUES)</td> <td style="text-align: right;">\$0</td> <td style="text-align: right;">\$0</td> <td style="text-align: right;">\$0</td> <td style="text-align: right;">\$0</td> <td style="text-align: right;">\$0</td> <td style="text-align: right;">\$0</td> </tr> </tbody> </table>								EXPENSES	FY 2026	FY 2027	FY 2028	FY 2029	FY 2030	TOTAL	PLANNING/DESIGN	\$0	\$0	\$0	\$0	\$0	\$0	LAND	\$0	\$0	\$0	\$0	\$0	\$0	CONSTRUCTION	\$700,000	\$500,000	\$500,000	\$500,000	\$500,000	\$2,700,000	EQUIPMENT/FURNISHINGS	\$0	\$0	\$0	\$0	\$0	\$0	TOTAL	\$700,000	\$500,000	\$500,000	\$500,000	\$500,000	\$2,700,000	REVENUES	FY 2026	FY 2027	FY 2028	FY 2029	FY 2030	TOTAL	GENERAL FUND	\$0	\$0	\$0	\$0	\$0	\$0	MOTOR FUEL TAX	\$0	\$0	\$0	\$0	\$0	\$0	CAPITAL IMPROVEMENT	\$700,000	\$500,000	\$500,000	\$500,000	\$500,000	\$2,700,000	WATER	\$0	\$0	\$0	\$0	\$0	\$0	SANITARY SEWER	\$0	\$0	\$0	\$0	\$0	\$0	STORM WATER	\$0	\$0	\$0	\$0	\$0	\$0	BONDS	\$0	\$0	\$0	\$0	\$0	\$0	GRANTS/OTHER	\$0	\$0	\$0	\$0	\$0	\$0	TOTAL REVENUES	\$700,000	\$500,000	\$500,000	\$500,000	\$500,000	\$2,700,000	OPERATING	FY 2026	FY 2027	FY 2028	FY 2029	FY 2030	TOTAL	PERSONNEL	\$0	\$0	\$0	\$0	\$0	\$0	MAINT./OPERATIONS	\$0	\$0	\$0	\$0	\$0	\$0	CAPITAL OUTLAY	\$0	\$0	\$0	\$0	\$0	\$0	TOTAL OPERATING COST	\$0	\$0	\$0	\$0	\$0	\$0	(OPERATING REVENUES)	\$0	\$0	\$0	\$0	\$0	\$0
EXPENSES	FY 2026	FY 2027	FY 2028	FY 2029	FY 2030	TOTAL																																																																																																																																																											
PLANNING/DESIGN	\$0	\$0	\$0	\$0	\$0	\$0																																																																																																																																																											
LAND	\$0	\$0	\$0	\$0	\$0	\$0																																																																																																																																																											
CONSTRUCTION	\$700,000	\$500,000	\$500,000	\$500,000	\$500,000	\$2,700,000																																																																																																																																																											
EQUIPMENT/FURNISHINGS	\$0	\$0	\$0	\$0	\$0	\$0																																																																																																																																																											
TOTAL	\$700,000	\$500,000	\$500,000	\$500,000	\$500,000	\$2,700,000																																																																																																																																																											
REVENUES	FY 2026	FY 2027	FY 2028	FY 2029	FY 2030	TOTAL																																																																																																																																																											
GENERAL FUND	\$0	\$0	\$0	\$0	\$0	\$0																																																																																																																																																											
MOTOR FUEL TAX	\$0	\$0	\$0	\$0	\$0	\$0																																																																																																																																																											
CAPITAL IMPROVEMENT	\$700,000	\$500,000	\$500,000	\$500,000	\$500,000	\$2,700,000																																																																																																																																																											
WATER	\$0	\$0	\$0	\$0	\$0	\$0																																																																																																																																																											
SANITARY SEWER	\$0	\$0	\$0	\$0	\$0	\$0																																																																																																																																																											
STORM WATER	\$0	\$0	\$0	\$0	\$0	\$0																																																																																																																																																											
BONDS	\$0	\$0	\$0	\$0	\$0	\$0																																																																																																																																																											
GRANTS/OTHER	\$0	\$0	\$0	\$0	\$0	\$0																																																																																																																																																											
TOTAL REVENUES	\$700,000	\$500,000	\$500,000	\$500,000	\$500,000	\$2,700,000																																																																																																																																																											
OPERATING	FY 2026	FY 2027	FY 2028	FY 2029	FY 2030	TOTAL																																																																																																																																																											
PERSONNEL	\$0	\$0	\$0	\$0	\$0	\$0																																																																																																																																																											
MAINT./OPERATIONS	\$0	\$0	\$0	\$0	\$0	\$0																																																																																																																																																											
CAPITAL OUTLAY	\$0	\$0	\$0	\$0	\$0	\$0																																																																																																																																																											
TOTAL OPERATING COST	\$0	\$0	\$0	\$0	\$0	\$0																																																																																																																																																											
(OPERATING REVENUES)	\$0	\$0	\$0	\$0	\$0	\$0																																																																																																																																																											

CITY OF BLOOMINGTON  
CAPITAL IMPROVEMENTS PROGRAM FY 2026- FY 2030

<i>FUNDING SOURCE(S)</i>	<i>DEPARTMENT</i>	<i>DIVISION/PROGRAM</i>	<i>WARD</i>
Asphalt & Concrete Fund	Engineering Division	Robert Yehl	Citywide
<i>PROJECT TITLE</i>		<i>ACCOUNT NUMBER</i>	
Street, Alley & Sidewalk Maintenance		40120200-72530	



# WATER CAPITAL PROJECTS



**FY 2026 -- Capital Improvement Summary  
Water Improvement Fund**

The list provides a synopsis of the major capital projects planned for the City in FY 2026. The detailed budget document is provided in the pages that follow this synopsis. This synopsis provides an estimate of the financial impact each project will have on the City's overall operating funds upon the completion of the project.

**Water Improvement Fund**

- ❖ **Hamilton Road (Bunn Street to Morrissey Drive) City Share- Construction**
  - Water Improvement Fund

Construction	<u>\$1,066,836</u>
Total Capital Project	\$1,066,836
  
- ❖ **Multi-Year GIS Consultant Services - Design**
  - Water Improvement Fund

Design	<u>\$38,750</u>
Total Capital Project	\$38,750
  
- ❖ **Multi-Year Consultant Leak Detection for Water Loss Prevention - Engineering**
  - Water Improvement Fund

Engineering	<u>\$50,000</u>
Total Capital Project	\$50,000
  
- ❖ **Census Tract 59 Water Main & Lead Service Line Replacement Project Phase 1 - Design & Construction**
  - Water Improvement Fund

Design	\$200,000
Construction	<u>\$4,500,000</u>
Total Capital Project	\$4,700,000
  
- ❖ **US 51 Water Main Replacement - Design & Construction**
  - Water Improvement Fund

Design	\$980,500
Construction	<u>\$9,805,000</u>
Total Capital Project	\$10,785,500

❖ **Downtown Streetscape Lead Service Line & Water Main Replacement - Construction**

➤ Water Improvement Fund

Construction	<u>\$750,000</u>
Total Capital Project	\$750,000

❖ **Water Main Replacement and Upgrades - Design**

➤ Water Improvement Fund

Design	<u>\$1,000,000</u>
Total Capital Project	\$1,000,000

❖ **Water Treatment Plant Powdered Activated Carbon (PAC) Storage & Feed Facility - Design & Construction**

➤ Water Improvement Fund

Design	\$75,000
Construction	<u>\$750,000</u>
Total Capital Project	\$825,000

❖ **Water Treatment Plant Hydrated Lime - Design**

➤ Water Improvement Fund

Design	<u>\$500,000</u>
Total Capital Project	\$500,000

❖ **Lake Parks Maintenance Building – Construction**

➤ Water Improvement Fund

Construction	<u>\$750,000</u>
Total Capital Project	\$750,000

❖ **Water Treatment Plant / Lake Evergreen Electrical Rehabilitation - Design**

➤ Water Improvement Fund

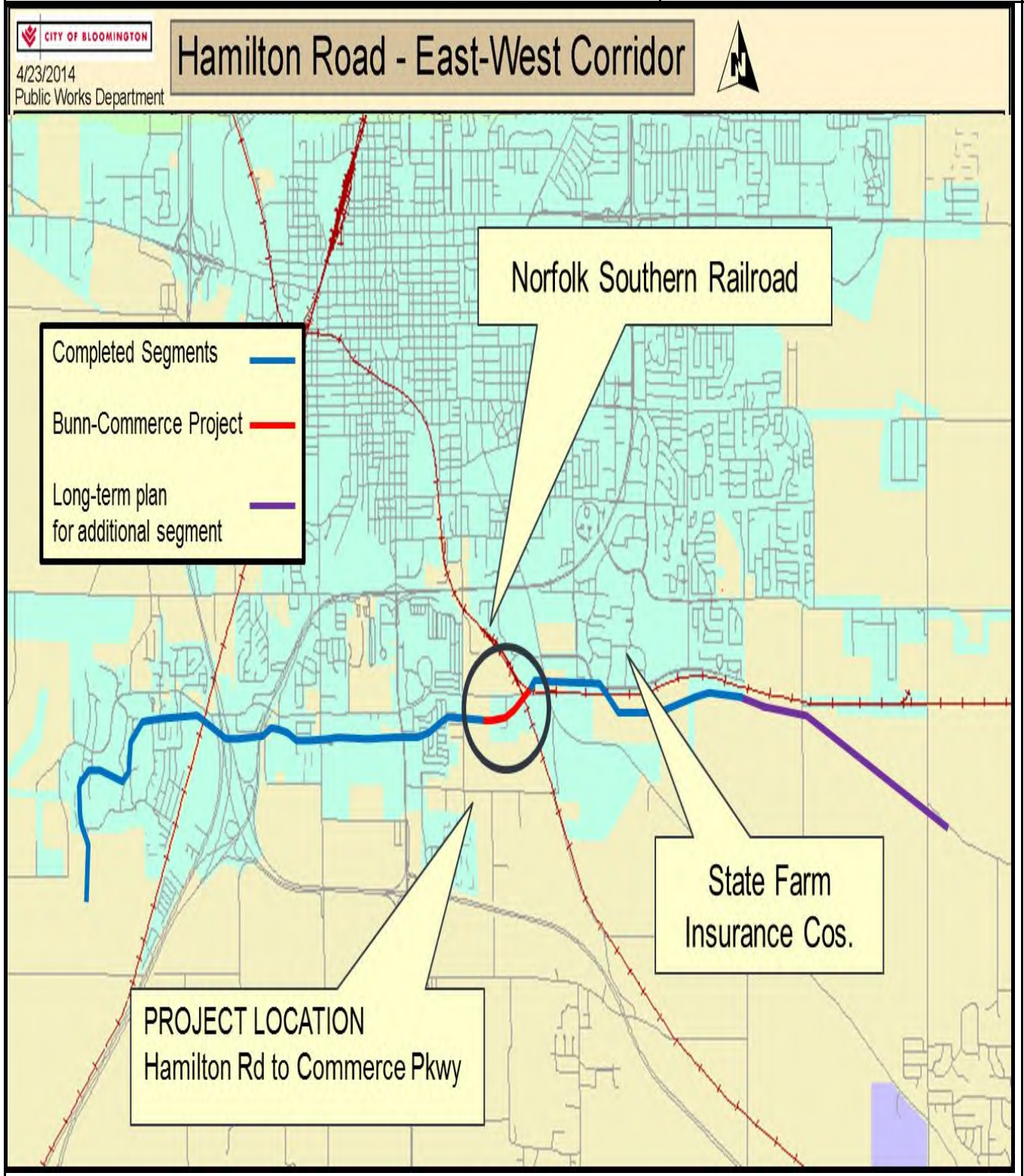
Design	<u>\$1,000,000</u>
Total Capital Project	\$1,000,000

**Total FY 2026 Cost: \$21,466,086**

CITY OF BLOOMINGTON  
CAPITAL IMPROVEMENTS PROGRAM FY 2026- FY 2030

<i>FUNDING SOURCE(S)</i>	<i>DEPARTMENT</i>	<i>CITY CONTACT PERSON</i>	<i>WARD</i>			
Motor Fuel Tax, Water	Engineering Division	Chad Langan	1, 2, 8			
Grants / Other						
<i>PROJECT TITLE</i>		<i>ACCOUNT NUMBER</i>				
Hamilton Road Phase 2: Bunn Street to Commerce Parkway		20300300-70051, 20300300-72510, 20300300-72530, 50100120-72540, Grants-53310				
<i>PROJECT DESCRIPTION/JUSTIFICATION</i>						
<p>This is the last section of Hamilton Road needed to complete this four lane arterial from Fox Creek Elementary to Hershey Road. Phase 2 is from Bunn Street to Commerce Parkway and includes crossing the Norfolk Southern Railroad at grade. Rhodes Lane will be reconstructed to "tee" into the new Hamilton Road and will have new cul-de-sac that will cut off access to Morrissey Drive.</p> <p><b>Operating Impact:</b> When completed this project will alleviate traffic on Veterans Parkway (Business 55) and the new four lane arterial will provide future economic development opportunities. In addition, while a new railroad crossing will be added, two current crossings will be closed. Maintenance in future years will include patching and paving and will be incorporated into the City's annual resurfacing budget</p>						
Projected start date:		Projected completion date:				
DESIGN BID: 1/14/2019	DESIGN: 11/6/2019	DESIGN BID: 1/14/2019	DESIGN: 1/31/2025			
CONSTRUCTION BID: 1/31/2025	CONSTRUCTION: 5/1/2025	CONSTRUCTION BID: 3/7/2025	CONSTRUCTION: 11/20/2026			
		TYPE REQUEST				
		X CONTINUATION				
		X REVISION				
		NEW				
<b>EXPENSES</b>	<b>FY 2026</b>	<b>FY 2027</b>	<b>FY 2028</b>	<b>FY 2029</b>	<b>FY 2030</b>	<b>TOTAL</b>
PLANNING/DESIGN	\$0	\$0	\$0	\$0	\$0	\$0
LAND	\$0	\$0	\$0	\$0	\$0	\$0
CONSTRUCTION	\$23,864,896	\$0	\$0	\$0	\$0	\$23,864,896
EQUIPMENT/FURNISHINGS	\$0	\$0	\$0	\$0	\$0	\$0
TOTAL	\$23,864,896	\$0	\$0	\$0	\$0	\$23,864,896
<b>REVENUES</b>	<b>FY 2026</b>	<b>FY 2027</b>	<b>FY 2028</b>	<b>FY 2029</b>	<b>FY 2030</b>	<b>TOTAL</b>
GENERAL FUND	\$0	\$0	\$0	\$0	\$0	\$0
MOTOR FUEL TAX	\$14,271,261	\$0	\$0	\$0	\$0	\$14,271,261
CAPITAL IMPROVEMENT	\$0	\$0	\$0	\$0	\$0	\$0
WATER	\$1,066,836	\$0	\$0	\$0	\$0	\$1,066,836
SANITARY SEWER	\$0	\$0	\$0	\$0	\$0	\$0
STORM WATER	\$0	\$0	\$0	\$0	\$0	\$0
BONDS	\$0	\$0	\$0	\$0	\$0	\$0
GRANTS/OTHER	\$8,543,576	\$0	\$0	\$0	\$0	\$8,543,576
TOTAL REVENUES	\$23,881,673	\$0	\$0	\$0	\$0	\$23,881,673
<b>OPERATING</b>	<b>FY 2026</b>	<b>FY 2027</b>	<b>FY 2028</b>	<b>FY 2029</b>	<b>FY 2030</b>	<b>TOTAL</b>
PERSONNEL	\$0	\$0	\$0	\$0	\$0	\$0
MAINT./OPERATIONS	\$0	\$0	\$0	\$0	\$0	\$0
CAPITAL OUTLAY	\$0	\$0	\$0	\$0	\$0	\$0
TOTAL OPERATING COST	\$0	\$0	\$0	\$0	\$0	\$0
(OPERATING REVENUES)	\$0	\$0	\$0	\$0	\$0	\$0

FUNDING SOURCE(S)	DEPARTMENT	DIVISION/PROGRAM	WARD
Motor Fuel Tax, WaterGrants / Other	Engineering Division	Chad Langan	1, 2, 8
PROJECT TITLE	ACCOUNT NUMBER		
Hamilton Road Phase 2: Bunn Street to Commerce Parkway	20300300-70051, 20300300-72510, 20300300-72530, 50100120-72540, Grants-53310		



CITY OF BLOOMINGTON  
CAPITAL IMPROVEMENTS PROGRAM FY 2026- FY 2030

<i>FUNDING SOURCE(S)</i>	<i>DEPARTMENT</i>		<i>CITY CONTACT PERSON</i>	<i>WARD</i>		
Water Fund	Water Administration		Brett Lueschen	City Wide		
<i>PROJECT TITLE</i>			<i>ACCOUNT NUMBER</i>			
GIS Services			50100110-70051			
<i>PROJECT DESCRIPTION/JUSTIFICATION</i>						
Continue to develop a comprehensive water distribution, service connection, hydrant and valve GIS - Geographic Information System records. Improved records will help maintain the City's water infrastructure, responding to emergencies such as main breaks and water service disconnects. ArcGIS solutions will help with the operational functions of the entire water system.						
<b>Operating Impact:</b> Funds are available from the water portion (enterprise fund) of the resident's utility bill.						
Projected start date:		Projected completion date:		<i>TYPE REQUEST</i>		
DESIGN BID:	5/1/2021	DESIGN BID:	8/1/2021	X CONTINUATION		
DESIGN:		DESIGN:	4/30/2030	REVISION		
CONSTRUCTION BID:	N/A	CONSTRUCTION BID:	N/A	NEW		
CONSTRUCTION:	N/A	CONSTRUCTION:	N/A			
<b>EXPENSES</b>	<b>FY 2026</b>	<b>FY 2027</b>	<b>FY 2028</b>	<b>FY 2029</b>	<b>FY 2030</b>	<b>TOTAL</b>
PLANNING/DESIGN	\$38,750	\$43,791	\$43,791	\$43,791	\$43,791	\$213,914
LAND	\$0	\$0	\$0	\$0	\$0	\$0
CONSTRUCTION	\$0	\$0	\$0	\$0	\$0	\$0
EQUIPMENT/FURNISHINGS	\$0	\$0	\$0	\$0	\$0	\$0
TOTAL	\$38,750	\$43,791	\$43,791	\$43,791	\$43,791	\$213,914
<b>REVENUES</b>	<b>FY 2026</b>	<b>FY 2027</b>	<b>FY 2028</b>	<b>FY 2029</b>	<b>FY 2030</b>	<b>TOTAL</b>
GENERAL FUND	\$0	\$0	\$0	\$0	\$0	\$0
MOTOR FUEL TAX	\$0	\$0	\$0	\$0	\$0	\$0
CAPITAL IMPROVEMENT	\$0	\$0	\$0	\$0	\$0	\$0
WATER	\$0	\$0	\$0	\$0	\$0	\$0
SANITARY SEWER	\$0	\$0	\$0	\$0	\$0	\$0
STORM WATER	\$0	\$0	\$0	\$0	\$0	\$0
BONDS	\$0	\$0	\$0	\$0	\$0	\$0
GRANTS/OTHER	\$0	\$0	\$0	\$0	\$0	\$0
TOTAL REVENUES	\$0	\$0	\$0	\$0	\$0	\$0
<b>OPERATING</b>	<b>FY 2026</b>	<b>FY 2027</b>	<b>FY 2028</b>	<b>FY 2029</b>	<b>FY 2030</b>	<b>TOTAL</b>
PERSONNEL	\$0	\$0	\$0	\$0	\$0	\$0
MAINT./OPERATIONS	\$0	\$0	\$0	\$0	\$0	\$0
CAPITAL OUTLAY	\$0	\$0	\$0	\$0	\$0	\$0
TOTAL OPERATING COST	\$0	\$0	\$0	\$0	\$0	\$0
(OPERATING REVENUES)	\$0	\$0	\$0	\$0	\$0	\$0

CITY OF BLOOMINGTON  
CAPITAL IMPROVEMENTS PROGRAM FY 2026- FY 2030

<i>FUNDING SOURCE(S)</i>	<i>DEPARTMENT</i>	<i>DIVISION/PROGRAM</i>	<i>WARD</i>
Water Fund	Water Administration	Brett Lueschen	City Wide
<i>PROJECT TITLE</i>		<i>ACCOUNT NUMBER</i>	
GIS Services		50100110-70051	




CITY OF BLOOMINGTON  
CAPITAL IMPROVEMENTS PROGRAM FY 2026- FY 2030

<i>FUNDING SOURCE(S)</i>	<i>DEPARTMENT</i>		<i>CITY CONTACT PERSON</i>	<i>WARD</i>		
Water Fund	Water Transmission & Distribution		Nick O'Donoghue	City Wide		
<i>PROJECT TITLE</i>			<i>ACCOUNT NUMBER</i>			
Advanced Leak Detection			50100120-70051			
<i>PROJECT DESCRIPTION/JUSTIFICATION</i>						
Advanced leak detection identifies leaks throughout the water distribution system. Locating and repairing the leaks helps minimize water loss. Mitigating water loss allows the distribution system to operate effectively and efficiently.						
<b>Operating Impact:</b> Funds are available from the water portion (enterprise fund) of the resident's utility bill.						
Projected start date:		Projected completion date:		<i>TYPE REQUEST</i>		
DESIGN BID: N/A	DESIGN: N/A	DESIGN BID: N/A	DESIGN: N/A	X CONTINUATION		
CONSTRUCTION BID: 3/1/2025	CONSTRUCTION: 5/1/2025	CONSTRUCTION BID: 3/1/2025	CONSTRUCTION: 4/31/2030	REVISION		
CONSTRUCTION: 5/1/2025		CONSTRUCTION: 4/31/2030		NEW		
<b>EXPENSES</b>	<b>FY 2026</b>	<b>FY 2027</b>	<b>FY 2028</b>	<b>FY 2029</b>	<b>FY 2030</b>	<b>TOTAL</b>
PLANNING/DESIGN	\$50,000	\$100,000	\$100,000	\$100,000	\$100,000	\$450,000
LAND	\$0	\$0	\$0	\$0	\$0	\$0
CONSTRUCTION	\$0	\$0	\$0	\$0	\$0	\$0
EQUIPMENT/FURNISHINGS	\$0	\$0	\$0	\$0	\$0	\$0
TOTAL	\$50,000	\$100,000	\$100,000	\$100,000	\$100,000	\$450,000
<b>REVENUES</b>	<b>FY 2026</b>	<b>FY 2027</b>	<b>FY 2028</b>	<b>FY 2029</b>	<b>FY 2030</b>	<b>TOTAL</b>
GENERAL FUND	\$0	\$0	\$0	\$0	\$0	\$0
MOTOR FUEL TAX	\$0	\$0	\$0	\$0	\$0	\$0
CAPITAL IMPROVEMENT	\$0	\$0	\$0	\$0	\$0	\$0
WATER	\$50,000	\$100,000	\$100,000	\$100,000	\$100,000	\$450,000
SANITARY SEWER	\$0	\$0	\$0	\$0	\$0	\$0
STORM WATER	\$0	\$0	\$0	\$0	\$0	\$0
BONDS	\$0	\$0	\$0	\$0	\$0	\$0
GRANTS/OTHER	\$0	\$0	\$0	\$0	\$0	\$0
TOTAL REVENUES	\$50,000	\$100,000	\$100,000	\$100,000	\$100,000	\$450,000
<b>OPERATING</b>	<b>FY 2026</b>	<b>FY 2027</b>	<b>FY 2028</b>	<b>FY 2029</b>	<b>FY 2030</b>	<b>TOTAL</b>
PERSONNEL	\$0	\$0	\$0	\$0	\$0	\$0
MAINT./OPERATIONS	\$0	\$0	\$0	\$0	\$0	\$0
CAPITAL OUTLAY	\$0	\$0	\$0	\$0	\$0	\$0
TOTAL OPERATING COST	\$0	\$0	\$0	\$0	\$0	\$0
(OPERATING REVENUES)	\$0	\$0	\$0	\$0	\$0	\$0

CITY OF BLOOMINGTON  
CAPITAL IMPROVEMENTS PROGRAM FY 2026- FY 2030

FUNDING SOURCE(S)	DEPARTMENT	DIVISION/PROGRAM	WARD
Water Fund	Water Transmission & Distribution	Nick O'Donoghue	City Wide
PROJECT TITLE		ACCOUNT NUMBER	
Advanced Leak Detection		50100120-70051	



CITY OF BLOOMINGTON  
CAPITAL IMPROVEMENTS PROGRAM FY 2026- FY 2030

<i>FUNDING SOURCE(S)</i>		<i>DEPARTMENT</i>		<i>CITY CONTACT PERSON</i>		<i>WARD</i>	
Water Fund		Water Transmission & Distribution		Nick O'Donoghue		City Wide	
<i>PROJECT TITLE</i>				<i>ACCOUNT NUMBER</i>			
Census Tract 59 Watermain and Lead Service Line Replacement Project - Phase 1				50100120-70051/50100120-72540			
<i>PROJECT DESCRIPTION/JUSTIFICATION</i>							
Census Tract 59 Watermain and Lead Service Line Replacement Project Phase 1. Approximately 10,000 L.F. of watermain replacement.							
<b>Operating Impact:</b> Funds are available from the water portion (enterprise fund) of the resident's utility bill.							
Projected start date:			Projected completion date:			<i>TYPE REQUEST</i>	
DESIGN BID:		DESIGN BID:		DESIGN BID:		CONTINUATION	
DESIGN:		DESIGN:		DESIGN:		REVISION	
CONSTRUCTION BID:		CONSTRUCTION BID:		CONSTRUCTION BID:		NEW	
CONSTRUCTION:		CONSTRUCTION:		CONSTRUCTION:			
<b>EXPENSES</b>		<b>FY 2026</b>	<b>FY 2027</b>	<b>FY 2028</b>	<b>FY 2029</b>	<b>FY 2030</b>	<b>TOTAL</b>
PLANNING/DESIGN		\$200,000	\$0	\$0	\$0	\$0	\$200,000
LAND		\$0	\$0	\$0	\$0	\$0	\$0
CONSTRUCTION		\$4,500,000	\$0	\$0	\$0	\$0	\$4,500,000
EQUIPMENT/FURNISHINGS		\$0	\$0	\$0	\$0	\$0	\$0
TOTAL		\$4,700,000	\$0	\$0	\$0	\$0	\$4,700,000
<b>REVENUES</b>		<b>FY 2026</b>	<b>FY 2027</b>	<b>FY 2028</b>	<b>FY 2029</b>	<b>FY 2030</b>	<b>TOTAL</b>
GENERAL FUND		\$0	\$0	\$0	\$0	\$0	\$0
MOTOR FUEL TAX		\$0	\$0	\$0	\$0	\$0	\$0
CAPITAL IMPROVEMENT		\$0	\$0	\$0	\$0	\$0	\$0
WATER		\$4,700,000	\$0	\$0	\$0	\$0	\$4,700,000
SANITARY SEWER		\$0	\$0	\$0	\$0	\$0	\$0
STORM WATER		\$0	\$0	\$0	\$0	\$0	\$0
BONDS		\$0	\$0	\$0	\$0	\$0	\$0
GRANTS/OTHER		\$0	\$0	\$0	\$0	\$0	\$0
TOTAL REVENUES		\$4,700,000	\$0	\$0	\$0	\$0	\$4,700,000
<b>OPERATING</b>		<b>FY 2026</b>	<b>FY 2027</b>	<b>FY 2028</b>	<b>FY 2029</b>	<b>FY 2030</b>	<b>TOTAL</b>
PERSONNEL		\$0	\$0	\$0	\$0	\$0	\$0
MAINT./OPERATIONS		\$0	\$0	\$0	\$0	\$0	\$0
CAPITAL OUTLAY		\$0	\$0	\$0	\$0	\$0	\$0
TOTAL OPERATING COST		\$0	\$0	\$0	\$0	\$0	\$0
(OPERATING REVENUES)		\$0	\$0	\$0	\$0	\$0	\$0

CITY OF BLOOMINGTON  
 CAPITAL IMPROVEMENTS PROGRAM FY 2026- FY 2030

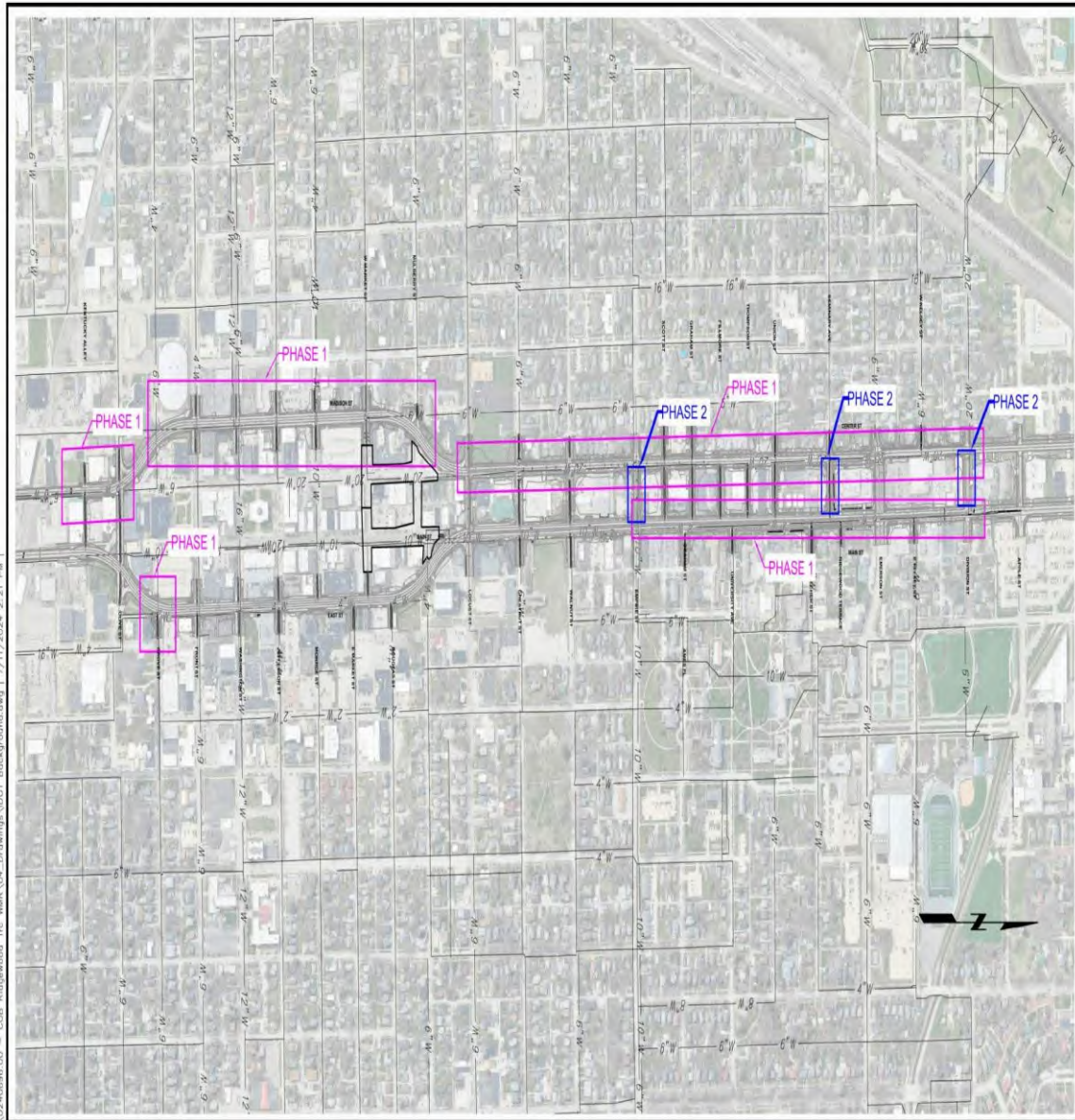
<i>FUNDING SOURCE(S)</i>	<i>DEPARTMENT</i>	<i>DIVISION/PROGRAM</i>	<i>WARD</i>
Water Fund	Water Transmission & Distribution	Nick O'Donoghue	City Wide
<i>PROJECT TITLE</i>		<i>ACCOUNT NUMBER</i>	
Census Tract 59 Watermain and Lead Service Line Replacement Project - Phase 1		50100120-70051/50100120-72540	





CITY OF BLOOMINGTON  
 CAPITAL IMPROVEMENTS PROGRAM FY 2026- FY 2030

FUNDING SOURCE(S)	DEPARTMENT	DIVISION/PROGRAM	WARD
Water Fund	Water Transmission & Distribution	Nick O'Donoghue	City Wide
PROJECT TITLE	ACCOUNT NUMBER		
US 51 Water Main Replacement	50100120-70051/50100120-72540		



I:\projects\1230254\0246696\00 - CCB\Refinement Tr. WMA\04\_Drawing\VDCT\_Background.dwg | 2/11/2024 2:21 PM |

**Farnsworth GROUP**  
 2709 MCGRAW DRIVE  
 BLOOMINGTON, ILLINOIS 61704  
 (309) 663-8435 / info@f-w.com

City of Bloomington  
 Bloomington, Illinois

ROUTE 51 CORRIDOR WATER MAIN REPLACEMENT PHASING

PROJECT NO.:  
 DRAWN: NDH  
 REVIEWED: KNH  
 DATE: 07/11/2024

CITY OF BLOOMINGTON  
CAPITAL IMPROVEMENTS PROGRAM FY 2026- FY 2030

FUNDING SOURCE(S)	DEPARTMENT	CITY CONTACT PERSON	WARD
Water, Sewer & Storm	Water, Sewer & Storm Water Departments	Nick O'Donoghue	6
PROJECT TITLE:		ACCOUNT NUMBER	
Downtown Streetscape		50100120-72540/51101100-72550	
		53103100-72550	
PROJECT DESCRIPTION/JUSTIFICATION			
Downtown Streetscape. Replacing lead service lines and providing watermain for fire protection.			
<b>Operating Impact:</b> Funds are available from the water, sewer & storm water portions (enterprise fund) of the resident's utility bill.			
Projected start date:		Projected completion date:	
DESIGN BID:		DESIGN BID:	X
DESIGN:		DESIGN:	CONTINUATION
CONSTRUCTION BID:	5/30/2024	CONSTRUCTION BID:	REVISION
CONSTRUCTION:	12/31/2025	CONSTRUCTION:	NEW
<b>EXPENSES</b>	<b>FY 2026</b>	<b>FY 2027</b>	<b>FY 2028</b>
PLANNING/DESIGN	\$0	\$0	\$0
LAND	\$0	\$0	\$0
CONSTRUCTION	\$1,175,000	\$0	\$0
EQUIPMENT/FURNISHINGS	\$0	\$0	\$0
<b>TOTAL</b>	<b>\$1,175,000</b>	<b>\$0</b>	<b>\$0</b>
<b>REVENUES</b>	<b>FY 2026</b>	<b>FY 2027</b>	<b>FY 2028</b>
GENERAL FUND	\$0	\$0	\$0
MOTOR FUEL TAX	\$0	\$0	\$0
CAPITAL IMPROVEMENT	\$0	\$0	\$0
WATER	\$750,000	\$0	\$0
SANITARY SEWER	\$212,500	\$0	\$0
STORM WATER	\$212,500	\$0	\$0
BONDS	\$0	\$0	\$0
GRANTS/OTHER	\$0	\$0	\$0
<b>TOTAL REVENUES</b>	<b>\$1,175,000</b>	<b>\$0</b>	<b>\$0</b>
<b>OPERATING</b>	<b>FY 2026</b>	<b>FY 2027</b>	<b>FY 2028</b>
PERSONNEL	\$0	\$0	\$0
MAINT./OPERATIONS	\$0	\$0	\$0
CAPITAL OUTLAY	\$0	\$0	\$0
<b>TOTAL OPERATING COST</b>	<b>\$0</b>	<b>\$0</b>	<b>\$0</b>
(OPERATING REVENUES)	\$0	\$0	\$0

CITY OF BLOOMINGTON  
 CAPITAL IMPROVEMENTS PROGRAM FY 2026- FY 2030

FUNDING SOURCE(S)	DEPARTMENT	DIVISION/PROGRAM	WARD
Water, Sewer & Storm	Water, Sewer & Storm Water Departments	Nick O'Donoghue	6
PROJECT TITLE		ACCOUNT NUMBER	
Downtown Streetscape.		50100120-72540/51101100-72550	
		53103100-72550	




CITY OF BLOOMINGTON  
CAPITAL IMPROVEMENTS PROGRAM FY 2026- FY 2030

<i>FUNDING SOURCE(S)</i>	<i>DEPARTMENT</i>		<i>CITY CONTACT PERSON</i>	<i>WARD</i>		
Water Fund	Water Transmission & Distribution		Nick O'Donoghue	City Wide		
<i>PROJECT TITLE</i>			<i>ACCOUNT NUMBER</i>			
Design Services and Construction for Water Main Replacement and Upgrades			50100120-70051			
<i>PROJECT DESCRIPTION/JUSTIFICATION</i>						
<p>The City's water distribution system consists of over 400 miles of water main, some portions dating back to the late 1800's. System wide maintenance and replacement of aging water mains should be a part of the City's ongoing O&amp;M. Annual water main design and construction for 6 miles of watermain replacement at unidentified locations throughout the water distribution system.</p> <p><b>Operating Impact:</b> Funds are available from the water portion (enterprise fund) of the resident's utility bill. In addition, borrowing will take place as the City looks to invest \$300-\$400 million in infrastructure to address needed upgrades throughout the system and water treatment plant. The borrowing will be paid back by a 33% annual increase in water rates from FY 2025-FY 2027 and a CPI-WST factor beginning in FY 2028 and annually each year after.</p>						
Projected start date:		Projected completion date:		TYPE REQUEST		
DESIGN BID:		DESIGN BID:			CONTINUATION	
DESIGN:		DESIGN:			REVISION	
CONSTRUCTION BID:		CONSTRUCTION BID:		X	NEW	
CONSTRUCTION:		CONSTRUCTION:				
<b>EXPENSES</b>						
	<b>FY 2026</b>	<b>FY 2027</b>	<b>FY 2028</b>	<b>FY 2029</b>	<b>FY 2030</b>	<b>TOTAL</b>
PLANNING/DESIGN	\$1,000,000	\$1,000,000	\$1,000,000	\$1,000,000	\$1,000,000	\$5,000,000
LAND	\$0	\$0	\$0	\$0	\$0	\$0
CONSTRUCTION	\$0	\$14,000,000	\$14,000,000	\$14,000,000	\$14,000,000	\$56,000,000
EQUIPMENT/FURNISHINGS	\$0	\$0	\$0	\$0	\$0	\$0
TOTAL	\$1,000,000	\$15,000,000	\$15,000,000	\$15,000,000	\$15,000,000	\$61,000,000
<b>REVENUES</b>						
	<b>FY 2026</b>	<b>FY 2027</b>	<b>FY 2028</b>	<b>FY 2029</b>	<b>FY 2030</b>	<b>TOTAL</b>
GENERAL FUND	\$0	\$0	\$0	\$0	\$0	\$0
MOTOR FUEL TAX	\$0	\$0	\$0	\$0	\$0	\$0
CAPITAL IMPROVEMENT	\$0	\$0	\$0	\$0	\$0	\$0
WATER	\$1,000,000	\$15,000,000	\$15,000,000	\$15,000,000	\$15,000,000	\$61,000,000
SANITARY SEWER	\$0	\$0	\$0	\$0	\$0	\$0
STORM WATER	\$0	\$0	\$0	\$0	\$0	\$0
BONDS	\$0	\$0	\$0	\$0	\$0	\$0
GRANTS/OTHER	\$0	\$0	\$0	\$0	\$0	\$0
TOTAL REVENUES	\$1,000,000	\$15,000,000	\$15,000,000	\$15,000,000	\$15,000,000	\$61,000,000
<b>OPERATING</b>						
	<b>FY 2026</b>	<b>FY 2027</b>	<b>FY 2028</b>	<b>FY 2029</b>	<b>FY 2030</b>	<b>TOTAL</b>
PERSONNEL	\$0	\$0	\$0	\$0	\$0	\$0
MAINT./OPERATIONS	\$0	\$0	\$0	\$0	\$0	\$0
CAPITAL OUTLAY	\$0	\$0	\$0	\$0	\$0	\$0
TOTAL OPERATING COST	\$0	\$0	\$0	\$0	\$0	\$0
(OPERATING REVENUES)	\$0	\$0	\$0	\$0	\$0	\$0

CITY OF BLOOMINGTON  
CAPITAL IMPROVEMENTS PROGRAM FY 2026- FY 2030

FUNDING SOURCE(S)	DEPARTMENT	DIVISION/PROGRAM	WARD
Water Fund	Water Transmission & Distribution	Nick O'Donoghue	City Wide
PROJECT TITLE		ACCOUNT NUMBER	
Design Services and Construction for Water Main Replacement and Upgrades		50100120-70051	



CITY OF BLOOMINGTON  
CAPITAL IMPROVEMENTS PROGRAM FY 2026- FY 2030



<i>FUNDING SOURCE(S)</i>		<i>DEPARTMENT</i>		<i>CITY CONTACT PERSON</i>		<i>WARD</i>	
Water Fund		Water Mechanical Maintenance		Aaron Kinder		City Wide	
<i>PROJECT TITLE</i>				<i>ACCOUNT NUMBER</i>			
PAC Silo Storage and Feed System				50100160-70051			
				50100160-72620			
<i>PROJECT DESCRIPTION/JUSTIFICATION</i>							
Design and construct a new silo system for dry-chemical storage and feed of powdered activated carbon (PAC) at the Evergreen Lake intake and pump station. PAC is a water treatment chemical that is commonly used for removal of organic contaminants that are found in source water. This PAC system was recommended in the 2019 Water Infrastructure Master Plan for reduction of taste and odor. The system has also been recommended by the Illinois Environmental Protection Agency (IEPA) as a treatment process to have available in the event of a harmful algal bloom (HAB) or occurrence of cyanotoxins in the lake water.							
<b>Operating Impact:</b> Funds are available from the water portion (enterprise fund) of the resident's utility bill. In addition, borrowing will take place as the City looks to invest \$300-\$400 million in infrastructure to address needed upgrades throughout the system and water treatment plant. The borrowing will be paid back by a 33% annual increase in water rates from FY 2025-FY 2027 and a CPI-WST factor beginning in FY 2028 and annually each year after.							
Projected start date:			Projected completion date:			TYPE REQUEST	
DESIGN BID:			DESIGN BID:				CONTINUATION
DESIGN:	5/1/2025		DESIGN:	6/30/2025			REVISION
CONSTRUCTION BID:	8/1/2025		CONSTRUCTION BID:	9/15/2025		X	NEW
CONSTRUCTION:	10/1/2025		CONSTRUCTION:	6/30/2026			
<b>EXPENSES</b>	<b>FY 2026</b>	<b>FY 2027</b>	<b>FY 2028</b>	<b>FY 2029</b>	<b>FY 2030</b>	<b>TOTAL</b>	
PLANNING/DESIGN	\$75,000	\$0	\$0	\$0	\$0	\$75,000	
LAND	\$0	\$0	\$0	\$0	\$0	\$0	
CONSTRUCTION	\$750,000	\$0	\$0	\$0	\$0	\$750,000	
EQUIPMENT/FURNISHINGS	\$0	\$0	\$0	\$0	\$0	\$0	
TOTAL	\$825,000	\$0	\$0	\$0	\$0	\$825,000	
<b>REVENUES</b>	<b>FY 2026</b>	<b>FY 2027</b>	<b>FY 2028</b>	<b>FY 2029</b>	<b>FY 2030</b>	<b>TOTAL</b>	
GENERAL FUND	\$0	\$0	\$0	\$0	\$0	\$0	
MOTOR FUEL TAX	\$0	\$0	\$0	\$0	\$0	\$0	
CAPITAL IMPROVEMENT	\$0	\$0	\$0	\$0	\$0	\$0	
WATER	\$825,000	\$0	\$0	\$0	\$0	\$825,000	
SANITARY SEWER	\$0	\$0	\$0	\$0	\$0	\$0	
STORM WATER	\$0	\$0	\$0	\$0	\$0	\$0	
BONDS	\$0	\$0	\$0	\$0	\$0	\$0	
GRANTS/OTHER	\$0	\$0	\$0	\$0	\$0	\$0	
TOTAL REVENUES	\$825,000	\$0	\$0	\$0	\$0	\$825,000	
<b>OPERATING</b>	<b>FY 2026</b>	<b>FY 2027</b>	<b>FY 2028</b>	<b>FY 2029</b>	<b>FY 2030</b>	<b>TOTAL</b>	
PERSONNEL	\$0	\$0	\$0	\$0	\$0	\$0	
MAINT./OPERATIONS	\$0	\$0	\$0	\$0	\$0	\$0	
CAPITAL OUTLAY	\$0	\$0	\$0	\$0	\$0	\$0	
TOTAL OPERATING COST	\$0	\$0	\$0	\$0	\$0	\$0	
(OPERATING REVENUES)	\$0	\$0	\$0	\$0	\$0	\$0	

CITY OF BLOOMINGTON  
CAPITAL IMPROVEMENTS PROGRAM FY 2026- FY 2030

<i>FUNDING SOURCE(S)</i>		<i>DEPARTMENT</i>		<i>CITY CONTACT PERSON</i>		<i>WARD</i>	
Water Fund		Water Mechanical Maintenance		Aaron Kinder		City Wide	
<i>PROJECT TITLE</i>				<i>ACCOUNT NUMBER</i>			
Hydrated Lime				50100160-70051			
				50100160-72620			
<i>PROJECT DESCRIPTION/JUSTIFICATION</i>							
Upgrade the current lime softening system at the Water Treatment Plant from slacking lime to a hydrated lime system. This system remove the need to slack lime, remove grit from the system, produce a much more stable water reducing the potential for buildup in the piping. This improvement will help with treatment reliability, minimize the extensive pipe cleaning, while reduceing maintenance cost and mechanical failures.							
<b>Operating Impact:</b> Funds are available from the water portion (enterprise fund) of the resident's utility bill. In addition, borrowing will take place as the City looks to invest \$300-\$400 million in infrastructure to address needed upgrades throughout the system and water treatment plant. The borrowing will be paid back by a 33% annual increase in water rates from FY 2025-FY 2027 and a CPI-WST factor beginning in FY 2028 and annually each year after.							
Projected start date:			Projected completion date:			TYPE REQUEST	
DESIGN BID:			DESIGN BID:				CONTINUATION
DESIGN:	5/1/2025		DESIGN:	3/1/2026			REVISION
CONSTRUCTION BID:	4/1/2026		CONSTRUCTION BID:	5/15/2026		x	NEW
CONSTRUCTION:	6/1/2026		CONSTRUCTION:	6/1/2027			
<b>EXPENSES</b>	<b>FY 2026</b>	<b>FY 2027</b>	<b>FY 2028</b>	<b>FY 2029</b>	<b>FY 2030</b>	<b>TOTAL</b>	
PLANNING/DESIGN	\$500,000	\$0	\$0	\$0	\$0	\$500,000	
LAND	\$0	\$0	\$0	\$0	\$0	\$0	
CONSTRUCTION	\$0	\$6,000,000	\$0	\$0	\$0	\$6,000,000	
EQUIPMENT/FURNISHINGS	\$0	\$0	\$0	\$0	\$0	\$0	
TOTAL	\$500,000	\$6,000,000	\$0	\$0	\$0	\$6,500,000	
<b>REVENUES</b>	<b>FY 2026</b>	<b>FY 2027</b>	<b>FY 2028</b>	<b>FY 2029</b>	<b>FY 2030</b>	<b>TOTAL</b>	
GENERAL FUND	\$0	\$0	\$0	\$0	\$0	\$0	
MOTOR FUEL TAX	\$0	\$0	\$0	\$0	\$0	\$0	
CAPITAL IMPROVEMENT	\$0	\$0	\$0	\$0	\$0	\$0	
WATER	\$500,000	\$0	\$0	\$0	\$0	\$500,000	
SANITARY SEWER	\$0	\$0	\$0	\$0	\$0	\$0	
STORM WATER	\$0	\$0	\$0	\$0	\$0	\$0	
BONDS	\$0	\$6,000,000	\$0	\$0	\$0	\$6,000,000	
GRANTS/OTHER	\$0	\$0	\$0	\$0	\$0	\$0	
TOTAL REVENUES	\$500,000	\$6,000,000	\$0	\$0	\$0	\$6,500,000	
<b>OPERATING</b>	<b>FY 2026</b>	<b>FY 2027</b>	<b>FY 2028</b>	<b>FY 2029</b>	<b>FY 2030</b>	<b>TOTAL</b>	
PERSONNEL	\$0	\$0	\$0	\$0	\$0	\$0	
MAINT./OPERATIONS	\$0	\$0	\$0	\$0	\$0	\$0	
CAPITAL OUTLAY	\$0	\$0	\$0	\$0	\$0	\$0	
TOTAL OPERATING COST	\$0	\$0	\$0	\$0	\$0	\$0	
(OPERATING REVENUES)	\$0	\$0	\$0	\$0	\$0	\$0	

CITY OF BLOOMINGTON  
 CAPITAL IMPROVEMENTS PROGRAM FY 2026- FY 2030

FUNDING SOURCE(S)	DEPARTMENT	DIVISION/PROGRAM	WARD
Water Fund	Water Mechanical Maintenance	Aaron Kinder	City Wide
PROJECT TITLE		ACCOUNT NUMBER	



CITY OF BLOOMINGTON  
CAPITAL IMPROVEMENTS PROGRAM FY 2026- FY 2030

<i>FUNDING SOURCE(S)</i>	<i>DEPARTMENT</i>		<i>CITY CONTACT PERSON</i>	<i>WARD</i>		
Water Fund	Lake Maintenance		Joseph M. Darter	City Wide		
<i>PROJECT TITLE:</i>			<i>ACCOUNT NUMBER</i>			
Lake Parks Maintenance Building			50100140-72520-60000			
<i>PROJECT DESCRIPTION/JUSTIFICATION</i>						
<p>In 2019, a fire destroyed the existing building that housed the office of the Property Manager and the Lake Parks Maintenance staff, vehicles and equipment. This project will encumber funds for design, construction and inspection services for a new pole barn building.</p> <p><b>Operating Impact:</b> Funds are available from the water portion (enterprise fund) of the resident's utility bill. In addition, borrowing will take place as the City looks to invest \$300-\$400 million in infrastructure to address needed upgrades throughout the system and water treatment plant. The borrowing will be paid back by a 33% annual increase in water rates from FY 2025-FY 2027 and a CPI-WST factor beginning in FY 2028 and annually each year after.</p>						
Projected start date:		Projected completion date:		<i>TYPE REQUEST</i>		
DESIGN BID:	6/1/2025	DESIGN BID:	6/14/2025	X CONTINUATION REVISION NEW		
DESIGN:	6/15/2025	DESIGN:	8/31/2025			
CONSTRUCTION BID:	9/15/2025	CONSTRUCTION BID:	10/15/2025			
CONSTRUCTION:	10/15/2025	CONSTRUCTION:	12/31/2025			
<b>EXPENSES</b>						
	<b>FY 2026</b>	<b>FY 2027</b>	<b>FY 2028</b>	<b>FY 2029</b>	<b>FY 2030</b>	<b>TOTAL</b>
PLANNING/DESIGN	\$0	\$0	\$0	\$0	\$0	\$0
LAND	\$0	\$0	\$0	\$0	\$0	\$0
CONSTRUCTION	\$750,000	\$0	\$0	\$0	\$0	\$750,000
EQUIPMENT/FURNISHINGS	\$0	\$0	\$0	\$0	\$0	\$0
TOTAL	\$750,000	\$0	\$0	\$0	\$0	\$750,000
<b>REVENUES</b>						
	<b>FY 2026</b>	<b>FY 2027</b>	<b>FY 2028</b>	<b>FY 2029</b>	<b>FY 2030</b>	<b>TOTAL</b>
GENERAL FUND	\$0	\$0	\$0	\$0	\$0	\$0
MOTOR FUEL TAX	\$0	\$0	\$0	\$0	\$0	\$0
CAPITAL IMPROVEMENT	\$0	\$0	\$0	\$0	\$0	\$0
WATER	\$750,000	\$0	\$0	\$0	\$0	\$0
SANITARY SEWER	\$0	\$0	\$0	\$0	\$0	\$0
STORM WATER	\$0	\$0	\$0	\$0	\$0	\$0
BONDS	\$0	\$0	\$0	\$0	\$0	\$0
GRANTS/OTHER	\$0	\$0	\$0	\$0	\$0	\$0
TOTAL REVENUES	\$750,000	\$0	\$0	\$0	\$0	\$0
<b>OPERATING</b>						
	<b>FY 2026</b>	<b>FY 2027</b>	<b>FY 2028</b>	<b>FY 2029</b>	<b>FY 2030</b>	<b>TOTAL</b>
PERSONNEL	\$0	\$0	\$0	\$0	\$0	\$0
MAINT./OPERATIONS	\$0	\$0	\$0	\$0	\$0	\$0
CAPITAL OUTLAY	\$0	\$0	\$0	\$0	\$0	\$0
TOTAL OPERATING COST	\$0	\$0	\$0	\$0	\$0	\$0
(OPERATING REVENUES)	\$0	\$0	\$0	\$0	\$0	\$0

CITY OF BLOOMINGTON  
CAPITAL IMPROVEMENTS PROGRAM FY 2026- FY 2030

<i>FUNDING SOURCE(S)</i>	<i>DEPARTMENT</i>	<i>DIVISION/PROGRAM</i>	<i>WARD</i>
Water Fund	Lake Maintenance	Joseph M. Darter	City Wide
<i>PROJECT TITLE</i>		<i>ACCOUNT NUMBER</i>	
Lake Parks Maintenance Building		50100140-72520-60000	



CITY OF BLOOMINGTON  
CAPITAL IMPROVEMENTS PROGRAM FY 2026- FY 2030

<i>FUNDING SOURCE(S)</i>	<i>DEPARTMENT</i>		<i>CITY CONTACT PERSON</i>	<i>WARD</i>		
Water Fund	Water Mechanical Maintenance		Aaron Kinder	City Wide		
<i>PROJECT TITLE</i>			<i>ACCOUNT NUMBER</i>			
Water Treatment Plant/Lake Evergreen Electrical Rehabilitation			50100160-70051			
			50100160-72620			
<i>PROJECT DESCRIPTION/JUSTIFICATION</i>						
<p>The WTP was built in 1987. The electrical system for this plant consists of both 480-volt and 2400-volt equipment. With this equipment being about 40 years old, the equipment becomes less reliable, and replacement parts have become obsolete and unavailable which puts the WTP at risk of failure. This project will develop a plan for replacing the 40-year-old electrical system, including the 2400-volt equipment, and two of the four high service pump motors. Due to the voltage, these pumps run at a constant speed. These motors would be replaced with 480-volt equipment allowing a VFD (Variable Frequency Drive) to be installed, which would let staff adjust the speed, match customer demand more consistently, and reduce energy consumption. This reduction in voltage would also create a safer work area for staff. Some of the current equipment has no safety equipment available to protect staff in the event of an arc flash. Currently, to work on this equipment safely, the entire WTP must be de-energized. This project will also look to reutilize available WTP space for the new electrical gear versus an addition to the building. Doing so will allow for the new equipment installation while the old electrical equipment is still in service and reduce required shutdowns for replacements. This project would also upgrade current electrical for Lake Evergreen to allow for the PAC system.</p> <p><b>Operating Impact:</b> Funds are available from the water portion (enterprise fund) of the resident's utility bill. In addition, borrowing will take place as the City looks to invest \$300-\$400 million in infrastructure to address needed upgrades throughout the system and water treatment plant. The borrowing will be paid back by a 33% annual increase in water rates from FY 2025-FY 2027 and a CPI-WST factor beginning in FY 2028 and annually each year after.</p>						
Projected start date:		Projected completion date:		<i>TYPE REQUEST</i>		
DESIGN BID:		DESIGN BID:		X NEW		
DESIGN:	5/1/2025	DESIGN:	3/1/2026			
CONSTRUCTION BID:	4/1/2026	CONSTRUCTION BID:	5/15/2026			
CONSTRUCTION:	6/1/2026	CONSTRUCTION:	6/1/2027			
<b>EXPENSES</b>	<b>FY 2026</b>	<b>FY 2027</b>	<b>FY 2028</b>	<b>FY 2029</b>	<b>FY 2030</b>	<b>TOTAL</b>
PLANNING/DESIGN	\$1,000,000	\$0	\$0	\$0	\$0	\$1,000,000
LAND	\$0	\$0	\$0	\$0	\$0	\$0
CONSTRUCTION	\$0	\$0	\$15,000,000	\$0	\$0	\$15,000,000
EQUIPMENT/FURNISHINGS	\$0	\$0	\$0	\$0	\$0	\$0
TOTAL	\$1,000,000	\$0	\$15,000,000	\$0	\$0	\$16,000,000
<b>REVENUES</b>	<b>FY 2026</b>	<b>FY 2027</b>	<b>FY 2028</b>	<b>FY 2029</b>	<b>FY 2030</b>	<b>TOTAL</b>
GENERAL FUND	\$0	\$0	\$0	\$0	\$0	\$0
MOTOR FUEL TAX	\$0	\$0	\$0	\$0	\$0	\$0
CAPITAL IMPROVEMENT	\$0	\$0	\$0	\$0	\$0	\$0
WATER	\$1,000,000	\$0	\$0	\$0	\$0	\$1,000,000
SANITARY SEWER	\$0	\$0	\$0	\$0	\$0	\$0
STORM WATER	\$0	\$0	\$0	\$0	\$0	\$0
BONDS	\$0	\$0	\$15,000,000	\$0	\$0	\$15,000,000
GRANTS/OTHER	\$0	\$0	\$0	\$0	\$0	\$0
TOTAL REVENUES	\$1,000,000	\$0	\$15,000,000	\$0	\$0	\$16,000,000
<b>OPERATING</b>	<b>FY 2026</b>	<b>FY 2027</b>	<b>FY 2028</b>	<b>FY 2029</b>	<b>FY 2030</b>	<b>TOTAL</b>
PERSONNEL	\$0	\$0	\$0	\$0	\$0	\$0
MAINT./OPERATIONS	\$0	\$0	\$0	\$0	\$0	\$0
CAPITAL OUTLAY	\$0	\$0	\$0	\$0	\$0	\$0
TOTAL OPERATING COST (OPERATING REVENUES)	\$0	\$0	\$0	\$0	\$0	\$0

CITY OF BLOOMINGTON  
CAPITAL IMPROVEMENTS PROGRAM FY 2026- FY 2030

FUNDING SOURCE(S)	DEPARTMENT	DIVISION/PROGRAM	WARD
Water Fund	Water Mechanical Maintenance	Aaron Kinder	City Wide
Water Treatment Plant/Lake Evergreen Electrical Rehabilitation		ACCOUNT NUMBER	
		50100160-70051	
		50100160-72620	



# SANITARY SEWER PROJECTS



**FY 2026 -- Capital Improvement Summary  
Sanitary Sewer Projects**

The list provides a synopsis of the major capital projects planned for the City in FY 2026. The detailed budget document is provided in the pages that follow this synopsis. This synopsis provides an estimate of the financial impact each project will have on the City’s overall operating funds upon the completion of the project.

**Sewer Improvement Fund**

❖ **Multi-Year Sanitary Sewer Rehabilitation - Construction**

➤ <u>Sewer Improvement Fund</u>	
Construction	<u>\$2,000,000</u>
Total Capital Project	<u>\$2,000,000</u>

❖ **Downtown Streetscape Phase 1 Sewer Separation - Construction**

➤ <u>Sewer Improvement Fund</u>	
Construction	<u>\$212,500</u>
Total Capital Project	<u>\$212,500</u>

❖ **East Street Basin Phase 5- Design, Land Acquisition, Construction**

➤ <u>Sewer Improvement Fund</u>	
Design	\$91,000
Land	\$22,500
Construction	<u>\$535,000</u>
Total Capital Project	<u>\$648,500</u>

**Total FY 2026 Cost: \$2,861,000**

CITY OF BLOOMINGTON  
CAPITAL IMPROVEMENTS PROGRAM FY 2026- FY 2030

<i>FUNDING SOURCE(S)</i>	<i>DEPARTMENT</i>		<i>CITY CONTACT PERSON</i>	<i>WARD</i>		
Sanitary Sewer	Engineering Division		Jonathan Kothe	Citywide		
<i>PROJECT TITLE</i>			<i>ACCOUNT NUMBER</i>			
Sanitary Sewer Rehabilitation			51101100-72550			
<i>PROJECT DESCRIPTION/JUSTIFICATION</i>						
Annual Program that provides for the rehabilitation of the existing City maintained sewer collection system infrastructure in order to extend the service life. This includes items such as chemical grouting, point repairs, removing protruding taps, address root intrusions, assessing sewers with CCTV (Closed Circuit Televising) and installation of liners inside existing sewer pipes and manholes. Cost varies depending on pipe size, depth, number of services and other complexities.						
<b>Operating Impact:</b> Funds are available from the sanitary sewer portion (enterprise fund) of the resident's utility bill.						
Projected start date:		Projected completion date:		<i>TYPE REQUEST</i>		
DESIGN BID: N/A	DESIGN: 1/2/2026	DESIGN BID: N/A	DESIGN: 3/30/2026	X		
CONSTRUCTION BID: 4/1/2026	CONSTRUCTION: 6/1/2026	CONSTRUCTION BID: 5/1/2026	CONSTRUCTION: 4/30/2027	CONTINUATION REVISION NEW		
<b>EXPENSES</b>	<b>FY 2026</b>	<b>FY 2027</b>	<b>FY 2028</b>	<b>FY 2029</b>	<b>FY 2030</b>	<b>TOTAL</b>
PLANNING/DESIGN	\$0	\$0	\$0	\$0	\$0	\$0
LAND	\$0	\$0	\$0	\$0	\$0	\$0
CONSTRUCTION	\$2,000,000	\$2,000,000	\$2,000,000	\$2,000,000	\$2,000,000	\$10,000,000
EQUIPMENT/FURNISHINGS	\$0	\$0	\$0	\$0	\$0	\$0
TOTAL	\$2,000,000	\$2,000,000	\$2,000,000	\$2,000,000	\$2,000,000	\$10,000,000
<b>REVENUES</b>	<b>FY 2026</b>	<b>FY 2027</b>	<b>FY 2028</b>	<b>FY 2029</b>	<b>FY 2030</b>	<b>TOTAL</b>
GENERAL FUND	\$0	\$0	\$0	\$0	\$0	\$0
MOTOR FUEL TAX	\$0	\$0	\$0	\$0	\$0	\$0
CAPITAL IMPROVEMENT	\$0	\$0	\$0	\$0	\$0	\$0
WATER	\$0	\$0	\$0	\$0	\$0	\$0
SANITARY SEWER	\$2,000,000	\$2,000,000	\$2,000,000	\$2,000,000	\$2,000,000	\$10,000,000
STORM WATER	\$0	\$0	\$0	\$0	\$0	\$0
BONDS	\$0	\$0	\$0	\$0	\$0	\$0
GRANTS/OTHER	\$0	\$0	\$0	\$0	\$0	\$0
TOTAL REVENUES	\$2,000,000	\$2,000,000	\$2,000,000	\$2,000,000	\$2,000,000	\$10,000,000
<b>OPERATING</b>	<b>FY 2026</b>	<b>FY 2027</b>	<b>FY 2028</b>	<b>FY 2029</b>	<b>FY 2030</b>	<b>TOTAL</b>
PERSONNEL	\$0	\$0	\$0	\$0	\$0	\$0
MAINT./OPERATIONS	\$0	\$0	\$0	\$0	\$0	\$0
CAPITAL OUTLAY	\$0	\$0	\$0	\$0	\$0	\$0
TOTAL OPERATING COST	\$0	\$0	\$0	\$0	\$0	\$0
(OPERATING REVENUES)	\$0	\$0	\$0	\$0	\$0	\$0

CITY OF BLOOMINGTON  
CAPITAL IMPROVEMENTS PROGRAM FY 2026- FY 2030

FUNDING SOURCE(S)	DEPARTMENT	DIVISION/PROGRAM	WARD
Sanitary Sewer	Engineering Division	Jonathan Kothe	Citywide
PROJECT TITLE		ACCOUNT NUMBER	
Sanitary Sewer Rehabilitation		51101100-72550	



CITY OF BLOOMINGTON  
CAPITAL IMPROVEMENTS PROGRAM FY 2026- FY 2030

<i>FUNDING SOURCE(S)</i>	<i>DEPARTMENT</i>	<i>CITY CONTACT PERSON</i>	<i>WARD</i>
Water, Sewer & Storm	Water, Sewer & Storm Water Departments	Nick O'Donoghue	6
<i>PROJECT TITLE:</i>		<i>ACCOUNT NUMBER</i>	
Downtown Streetscape		50100120-72540/51101100-72550	
		53103100-72550	
<i>PROJECT DESCRIPTION/JUSTIFICATION</i>			
Downtown Streetscape. Replacing lead service lines and providing watermain for fire protection. <b>Operating Impact:</b> Funds are available from the water, sewer & storm water portions (enterprise fund) of the resident's utility bill.			
Projected start date:		Projected completion date:	
DESIGN BID:		DESIGN BID:	
DESIGN:		DESIGN:	
CONSTRUCTION BID:	5/30/2024	CONSTRUCTION BID:	
CONSTRUCTION:	12/31/2025	CONSTRUCTION:	
<b>EXPENSES</b>	<b>FY 2026</b>	<b>FY 2027</b>	<b>FY 2028</b>
			<b>FY 2029</b>
			<b>FY 2030</b>
			<b>TOTAL</b>
PLANNING/DESIGN	\$0	\$0	\$0
LAND	\$0	\$0	\$0
CONSTRUCTION	\$1,175,000	\$0	\$0
EQUIPMENT/FURNISHINGS	\$0	\$0	\$0
TOTAL	\$1,175,000	\$0	\$0
<b>REVENUES</b>	<b>FY 2026</b>	<b>FY 2027</b>	<b>FY 2028</b>
			<b>FY 2029</b>
			<b>FY 2030</b>
			<b>TOTAL</b>
GENERAL FUND	\$0	\$0	\$0
MOTOR FUEL TAX	\$0	\$0	\$0
CAPITAL IMPROVEMENT	\$0	\$0	\$0
WATER	\$750,000	\$0	\$0
SANITARY SEWER	\$212,500	\$0	\$0
STORM WATER	\$212,500	\$0	\$0
BONDS	\$0	\$0	\$0
GRANTS/OTHER	\$0	\$0	\$0
TOTAL REVENUES	\$1,175,000	\$0	\$0
<b>OPERATING</b>	<b>FY 2026</b>	<b>FY 2027</b>	<b>FY 2028</b>
			<b>FY 2029</b>
			<b>FY 2030</b>
			<b>TOTAL</b>
PERSONNEL	\$0	\$0	\$0
MAINT./OPERATIONS	\$0	\$0	\$0
CAPITAL OUTLAY	\$0	\$0	\$0
TOTAL OPERATING COST	\$0	\$0	\$0
(OPERATING REVENUES)	\$0	\$0	\$0

CITY OF BLOOMINGTON  
 CAPITAL IMPROVEMENTS PROGRAM FY 2026- FY 2030

FUNDING SOURCE(S)	DEPARTMENT	DIVISION/PROGRAM	WARD
Water, Sewer & Storm	Water, Sewer & Storm Water Departments	Nick O'Donoghue	6
PROJECT TITLE		ACCOUNT NUMBER	
Downtown Streetscape.		50100120-72540/51101100-72550	
		53103100-72550	



CITY OF BLOOMINGTON  
CAPITAL IMPROVEMENTS PROGRAM FY 2026- FY 2030

<i>FUNDING SOURCE(S)</i>	<i>DEPARTMENT</i>		<i>CITY CONTACT PERSON</i>	<i>WARD</i>		
Sanitary, Storm	Engineering Department		Dominic Kallas	1		
<i>PROJECT TITLE</i>			<i>ACCOUNT NUMBER</i>			
East Street Basin & Associated Sewer Phase 5 Design & Construction			51101100-72550, 53103100-72550			
<i>PROJECT DESCRIPTION/JUSTIFICATION</i>						
Phase 5 of the East Street Basin project includes increasing the detention capacity via excavation from the Baker-Ash Basin, as well as upsizing pipes connecting the Baker-Ash Basin and the ditch along the west side of the basin, which would replace the existing basin outfall pipes. These improvements will send more water from the ditch into the basin during peak flow conditions and lower flow into the Big 4 Valley Relief sewer. Removal of the overburden provides additional storage and potential benefits for events greater than the 10-year in the southern portion of the adjacent neighborhood.						
<b>Operating Impact:</b> This project can help alleviate possibly flooding issues. It will be paid from the Sanitary & Storm Water Fund revenues generated by the residents monthly utility bills.						
Projected start date:		Projected completion date:		TYPE REQUEST		
DESIGN BID:		DESIGN BID:			CONTINUATION	
DESIGN:		DESIGN:			REVISION	
CONSTRUCTION BID:		CONSTRUCTION BID:		X	NEW	
CONSTRUCTION:		CONSTRUCTION:				
<b>EXPENSES</b>	<b>FY 2026</b>	<b>FY 2027</b>	<b>FY 2028</b>	<b>FY 2029</b>	<b>FY 2030</b>	<b>TOTAL</b>
PLANNING/DESIGN	\$182,000	\$0	\$0	\$0	\$0	\$182,000
LAND	\$45,000	\$0	\$0	\$0	\$0	\$45,000
CONSTRUCTION	\$1,070,000	\$0	\$0	\$0	\$0	\$1,070,000
EQUIPMENT/FURNISHINGS	\$0	\$0	\$0	\$0	\$0	\$0
TOTAL	\$1,297,000	\$0	\$0	\$0	\$0	\$1,297,000
<b>REVENUES</b>	<b>FY 2026</b>	<b>FY 2027</b>	<b>FY 2028</b>	<b>FY 2029</b>	<b>FY 2030</b>	<b>TOTAL</b>
GENERAL FUND	\$0	\$0	\$0	\$0	\$0	\$0
MOTOR FUEL TAX	\$0	\$0	\$0	\$0	\$0	\$0
CAPITAL IMPROVEMENT	\$0	\$0	\$0	\$0	\$0	\$0
WATER	\$0	\$0	\$0	\$0	\$0	\$0
SANITARY SEWER	\$648,500	\$0	\$0	\$0	\$0	\$648,500
STORM WATER	\$648,500	\$0	\$0	\$0	\$0	\$648,500
BONDS	\$0	\$0	\$0	\$0	\$0	\$0
GRANTS/OTHER	\$0	\$0	\$0	\$0	\$0	\$0
TOTAL REVENUES	\$1,297,000	\$0	\$0	\$0	\$0	\$1,297,000
<b>OPERATING</b>	<b>FY 2026</b>	<b>FY 2027</b>	<b>FY 2028</b>	<b>FY 2029</b>	<b>FY 2030</b>	<b>TOTAL</b>
PERSONNEL	\$0	\$0	\$0	\$0	\$0	\$0
MAINT./OPERATIONS	\$0	\$0	\$0	\$0	\$0	\$0
CAPITAL OUTLAY	\$0	\$0	\$0	\$0	\$0	\$0
TOTAL OPERATING COST	\$0	\$0	\$0	\$0	\$0	\$0
(OPERATING REVENUES)	\$0	\$0	\$0	\$0	\$0	\$0

FUNDING SOURCE(S)	DEPARTMENT	DIVISION/PROGRAM	WARD
Sanitary, Storm	Engineering Department	Dominic Kallas	1
PROJECT TITLE		ACCOUNT NUMBER	
East Street Basin & Associated Sewer Phase 5 Design & Construction		51101100-72550, 53103100-72550	



# STORM WATER PROJECTS



**FY 2026 -- Capital Improvement Summary  
Storm Water Projects**

The list provides a synopsis of the major capital projects planned for the City in FY 2026. The detailed budget document is provided in the pages that follow this synopsis. This synopsis provides an estimate of the financial impact each project will have on the City's overall operating funds upon the completion of the project.

**Storm Water Improvement Fund**

❖ **Downtown Streetscape Phase 1 Sewer Separation - Construction**

➤ <u>Storm Water Improvement Fund</u>	
Construction	<u>\$212,500</u>
Total Capital Project	\$212,500

❖ **Downtown Streetscape Phase 1 Underground Detention- Construction**

➤ <u>Storm Water Improvement Fund</u>	
Construction	<u>\$600,000</u>
Total Capital Project	\$600,000

❖ **East Street Basin Phase 5- Design, Land Acquisition, Construction**

➤ <u>Storm Water Improvement Fund</u>	
Design	\$91,000
Land	\$22,500
Construction	<u>\$535,000</u>
Total Capital Project	\$648,500

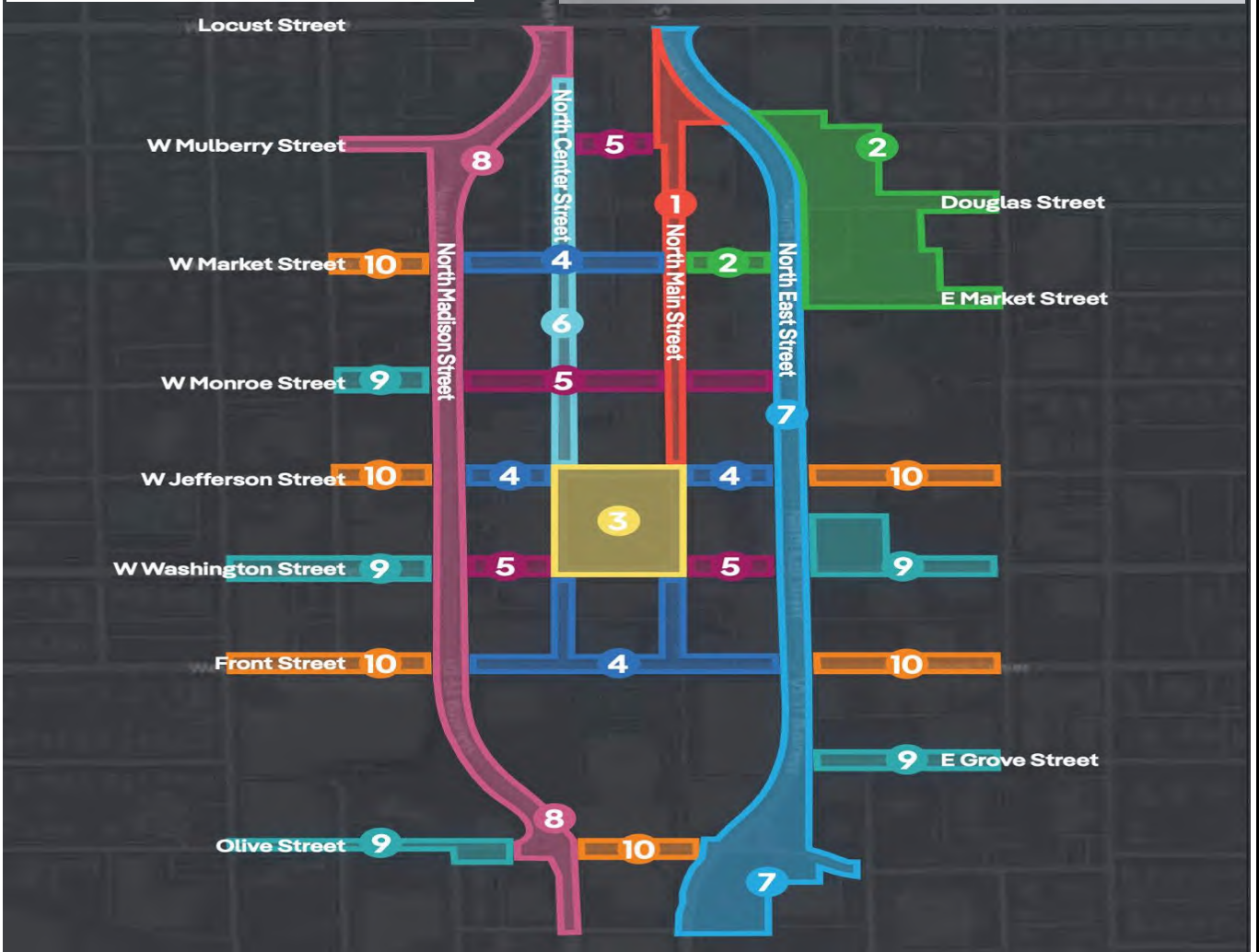
**Total FY 2026 Cost: \$1,461,000**

CITY OF BLOOMINGTON  
CAPITAL IMPROVEMENTS PROGRAM FY 2026- FY 2030

<i>FUNDING SOURCE(S)</i>	<i>DEPARTMENT</i>	<i>CITY CONTACT PERSON</i>	<i>WARD</i>
Water, Sewer & Storm	Water, Sewer & Storm Water Departments	Nick O'Donoghue	6
<i>PROJECT TITLE:</i>		<i>ACCOUNT NUMBER</i>	
Downtown Streetscape		50100120-72540/51101100-72550	
		53103100-72550	
<i>PROJECT DESCRIPTION/JUSTIFICATION</i>			
Downtown Streetscape. Replacing lead service lines and providing watermain for fire protection. <b>Operating Impact:</b> Funds are available from the water, sewer & storm water portions (enterprise fund) of the resident's utility bill.			
Projected start date:		Projected completion date:	
DESIGN BID:		DESIGN BID:	X
DESIGN:		DESIGN:	CONTINUATION
CONSTRUCTION BID:	5/30/2024	CONSTRUCTION BID:	REVISION
CONSTRUCTION:	12/31/2025	CONSTRUCTION:	NEW
<b>EXPENSES</b>	<b>FY 2026</b>	<b>FY 2027</b>	<b>FY 2028</b>
			<b>FY 2029</b>
			<b>FY 2030</b>
			<b>TOTAL</b>
PLANNING/DESIGN	\$0	\$0	\$0
LAND	\$0	\$0	\$0
CONSTRUCTION	\$1,175,000	\$0	\$0
EQUIPMENT/FURNISHINGS	\$0	\$0	\$0
TOTAL	\$1,175,000	\$0	\$0
<b>REVENUES</b>	<b>FY 2026</b>	<b>FY 2027</b>	<b>FY 2028</b>
			<b>FY 2029</b>
			<b>FY 2030</b>
			<b>TOTAL</b>
GENERAL FUND	\$0	\$0	\$0
MOTOR FUEL TAX	\$0	\$0	\$0
CAPITAL IMPROVEMENT	\$0	\$0	\$0
WATER	\$750,000	\$0	\$0
SANITARY SEWER	\$212,500	\$0	\$0
STORM WATER	\$212,500	\$0	\$0
BONDS	\$0	\$0	\$0
GRANTS/OTHER	\$0	\$0	\$0
TOTAL REVENUES	\$1,175,000	\$0	\$0
<b>OPERATING</b>	<b>FY 2026</b>	<b>FY 2027</b>	<b>FY 2028</b>
			<b>FY 2029</b>
			<b>FY 2030</b>
			<b>TOTAL</b>
PERSONNEL	\$0	\$0	\$0
MAINT./OPERATIONS	\$0	\$0	\$0
CAPITAL OUTLAY	\$0	\$0	\$0
TOTAL OPERATING COST	\$0	\$0	\$0
(OPERATING REVENUES)	\$0	\$0	\$0

CITY OF BLOOMINGTON  
 CAPITAL IMPROVEMENTS PROGRAM FY 2026- FY 2030

FUNDING SOURCE(S)	DEPARTMENT	DIVISION/PROGRAM	WARD
Water, Sewer & Storm	Water, Sewer & Storm Water Departments	Nick O'Donoghue	6
PROJECT TITLE		ACCOUNT NUMBER	
Downtown Streetscape.		50100120-72540/51101100-72550	
		53103100-72550	

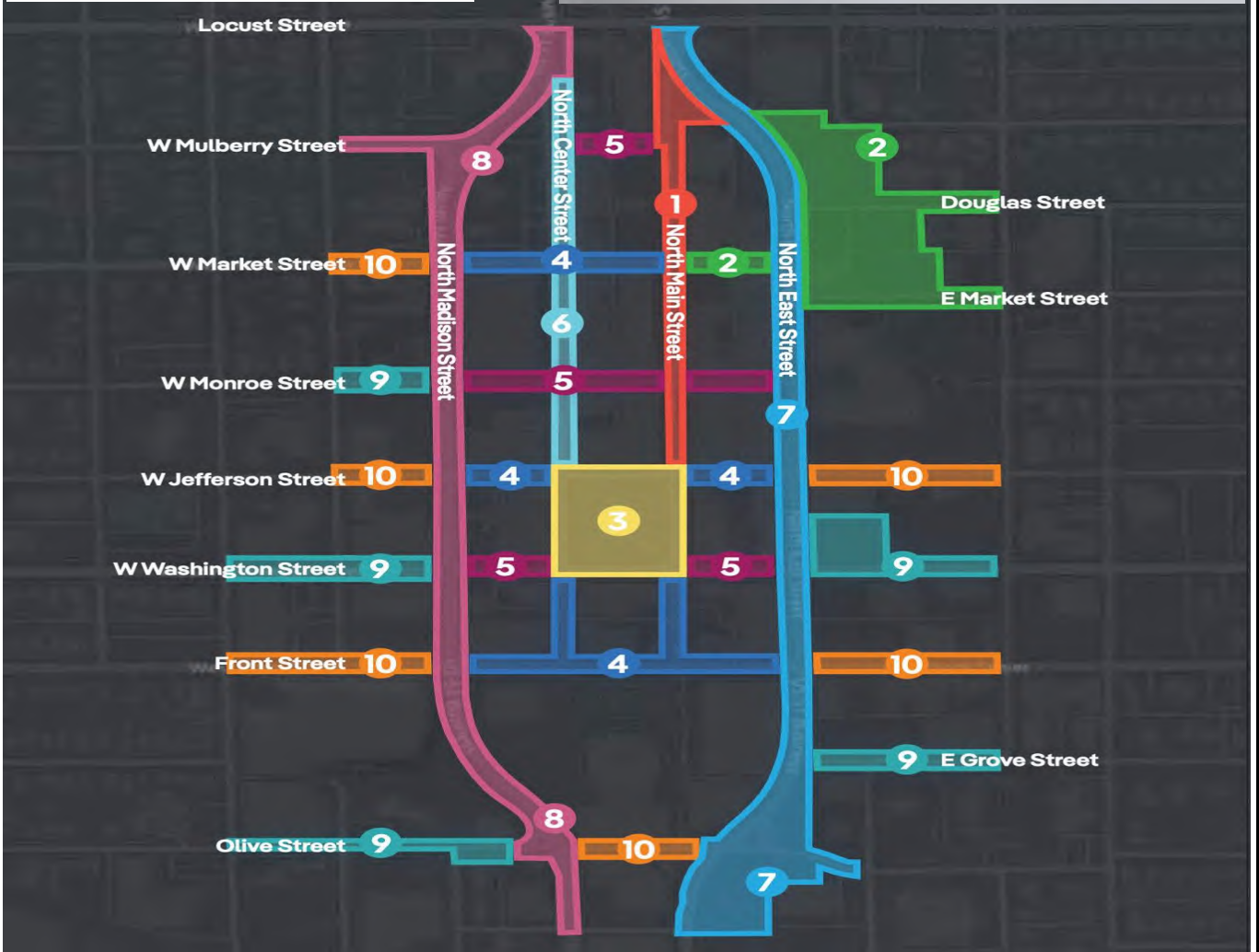


CITY OF BLOOMINGTON  
CAPITAL IMPROVEMENTS PROGRAM FY 2026- FY 2030

<i>FUNDING SOURCE(S)</i>	<i>DEPARTMENT</i>		<i>CITY CONTACT PERSON</i>	<i>WARD</i>		
Storm Water	Storm Water		Bob Yehl	6		
<i>PROJECT TITLE:</i>			<i>ACCOUNT NUMBER</i>			
Downtown Streetscape			53103100-72550			
<i>PROJECT DESCRIPTION/JUSTIFICATION</i>						
Downtown Streetscape. Underground Detention.						
<b>Operating Impact:</b> Funds are available from the Storm Water portion (enterprise fund) of the resident's utility bill.						
Projected start date:		Projected completion date:		<i>TYPE REQUEST</i>		
DESIGN BID:		DESIGN BID:		X		
DESIGN:		DESIGN:		CONTINUATION		
CONSTRUCTION BID:	5/30/2024	CONSTRUCTION BID:		REVISION		
CONSTRUCTION:	12/31/2025	CONSTRUCTION:		NEW		
<b>EXPENSES</b>						
	<b>FY 2026</b>	<b>FY 2027</b>	<b>FY 2028</b>	<b>FY 2029</b>	<b>FY 2030</b>	<b>TOTAL</b>
PLANNING/DESIGN	\$0	\$0	\$0	\$0	\$0	\$0
LAND	\$0	\$0	\$0	\$0	\$0	\$0
CONSTRUCTION	\$600,000	\$0	\$0	\$0	\$0	\$600,000
EQUIPMENT/FURNISHINGS	\$0	\$0	\$0	\$0	\$0	\$0
TOTAL	\$600,000	\$0	\$0	\$0	\$0	\$600,000
<b>REVENUES</b>						
	<b>FY 2026</b>	<b>FY 2027</b>	<b>FY 2028</b>	<b>FY 2029</b>	<b>FY 2030</b>	<b>TOTAL</b>
GENERAL FUND	\$0	\$0	\$0	\$0	\$0	\$0
MOTOR FUEL TAX	\$0	\$0	\$0	\$0	\$0	\$0
CAPITAL IMPROVEMENT	\$0	\$0	\$0	\$0	\$0	\$0
WATER	\$0	\$0	\$0	\$0	\$0	\$0
SANITARY SEWER	\$0	\$0	\$0	\$0	\$0	\$0
STORM WATER	\$600,000	\$0	\$0	\$0	\$0	\$600,000
BONDS	\$0	\$0	\$0	\$0	\$0	\$0
GRANTS/OTHER	\$0	\$0	\$0	\$0	\$0	\$0
TOTAL REVENUES	\$600,000	\$0	\$0	\$0	\$0	\$600,000
<b>OPERATING</b>						
	<b>FY 2026</b>	<b>FY 2027</b>	<b>FY 2028</b>	<b>FY 2029</b>	<b>FY 2030</b>	<b>TOTAL</b>
PERSONNEL	\$0	\$0	\$0	\$0	\$0	\$0
MAINT./OPERATIONS	\$0	\$0	\$0	\$0	\$0	\$0
CAPITAL OUTLAY	\$0	\$0	\$0	\$0	\$0	\$0
TOTAL OPERATING COST	\$0	\$0	\$0	\$0	\$0	\$0
(OPERATING REVENUES)	\$0	\$0	\$0	\$0	\$0	\$0

CITY OF BLOOMINGTON  
 CAPITAL IMPROVEMENTS PROGRAM FY 2026- FY 2030

FUNDING SOURCE(S)	DEPARTMENT	DIVISION/PROGRAM	WARD
Storm Water	Storm Water	Bob Yehl	6
PROJECT TITLE		ACCOUNT NUMBER	
Downtown Streetscape.		53103100-72550	

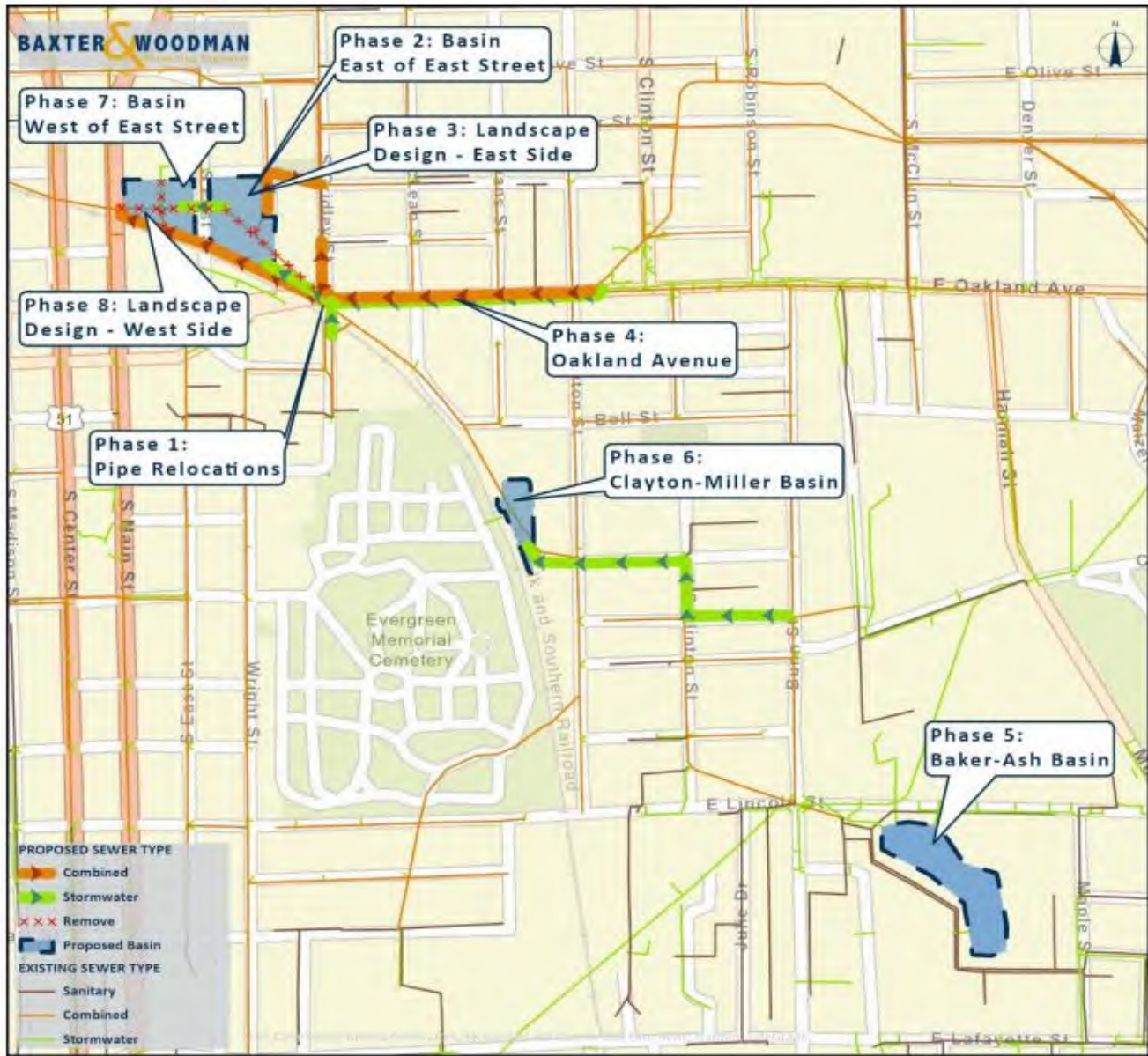


CITY OF BLOOMINGTON  
CAPITAL IMPROVEMENTS PROGRAM FY 2026- FY 2030

<i>FUNDING SOURCE(S)</i>		<i>DEPARTMENT</i>		<i>CITY CONTACT PERSON</i>		<i>WARD</i>	
Sanitary, Storm		Engineering Department		Dominic Kallas		1	
<i>PROJECT TITLE</i>				<i>ACCOUNT NUMBER</i>			
East Street Basin & Associated Sewer Phase 5 Design & Construction				51101100-72550, 53103100-72550			
<i>PROJECT DESCRIPTION/JUSTIFICATION</i>							
Phase 5 of the East Street Basin project includes increasing the detention capacity via excavation from the Baker-Ash Basin, as well as upsizing pipes connecting the Baker-Ash Basin and the ditch along the west side of the basin, which would replace the existing basin outfall pipes. These improvements will send more water from the ditch into the basin during peak flow conditions and lower flow into the Big 4 Valley Relief sewer. Removal of the overburden provides additional storage and potential benefits for events greater than the 10-year in the southern portion of the adjacent neighborhood.							
<b>Operating Impact:</b> This project can help alleviate possibly flooding issues. It will be paid from the Sanitary & Storm Water Fund revenues generated by the residents monthly utility bills.							
Projected start date:			Projected completion date:			<i>TYPE REQUEST</i>	
DESIGN BID:			DESIGN BID:			CONTINUATION	
DESIGN:			DESIGN:			REVISION	
CONSTRUCTION BID:			CONSTRUCTION BID:			X NEW	
CONSTRUCTION:			CONSTRUCTION:				
<b>EXPENSES</b>							
	<b>FY 2026</b>	<b>FY 2027</b>	<b>FY 2028</b>	<b>FY 2029</b>	<b>FY 2030</b>	<b>TOTAL</b>	
PLANNING/DESIGN	\$182,000	\$0	\$0	\$0	\$0	\$182,000	
LAND	\$45,000	\$0	\$0	\$0	\$0	\$45,000	
CONSTRUCTION	\$1,070,000	\$0	\$0	\$0	\$0	\$1,070,000	
EQUIPMENT/FURNISHINGS	\$0	\$0	\$0	\$0	\$0	\$0	
TOTAL	\$1,297,000	\$0	\$0	\$0	\$0	\$1,297,000	
<b>REVENUES</b>							
	<b>FY 2026</b>	<b>FY 2027</b>	<b>FY 2028</b>	<b>FY 2029</b>	<b>FY 2030</b>	<b>TOTAL</b>	
GENERAL FUND	\$0	\$0	\$0	\$0	\$0	\$0	
MOTOR FUEL TAX	\$0	\$0	\$0	\$0	\$0	\$0	
CAPITAL IMPROVEMENT	\$0	\$0	\$0	\$0	\$0	\$0	
WATER	\$0	\$0	\$0	\$0	\$0	\$0	
SANITARY SEWER	\$648,500	\$0	\$0	\$0	\$0	\$648,500	
STORM WATER	\$648,500	\$0	\$0	\$0	\$0	\$648,500	
BONDS	\$0	\$0	\$0	\$0	\$0	\$0	
GRANTS/OTHER	\$0	\$0	\$0	\$0	\$0	\$0	
TOTAL REVENUES	\$1,297,000	\$0	\$0	\$0	\$0	\$1,297,000	
<b>OPERATING</b>							
	<b>FY 2026</b>	<b>FY 2027</b>	<b>FY 2028</b>	<b>FY 2029</b>	<b>FY 2030</b>	<b>TOTAL</b>	
PERSONNEL	\$0	\$0	\$0	\$0	\$0	\$0	
MAINT./OPERATIONS	\$0	\$0	\$0	\$0	\$0	\$0	
CAPITAL OUTLAY	\$0	\$0	\$0	\$0	\$0	\$0	
TOTAL OPERATING COST	\$0	\$0	\$0	\$0	\$0	\$0	
(OPERATING REVENUES)	\$0	\$0	\$0	\$0	\$0	\$0	

CITY OF BLOOMINGTON  
 CAPITAL IMPROVEMENTS PROGRAM FY 2026- FY 2030

FUNDING SOURCE(S)	DEPARTMENT	DIVISION/PROGRAM	WARD
Sanitary, Storm	Engineering Department	Dominic Kallas	1
PROJECT TITLE		ACCOUNT NUMBER	
East Street Basin & Associated Sewer Phase 5 Design & Construction		51101100-72550, 53103100-72550	



GOLF FUND CAPITAL PROJECTS



**FY 2026 -- Capital Improvement Summary  
Golf Projects**

The list provides a synopsis of the major capital projects planned for the City in FY 2026. The detailed budget document is provided in the pages that follow this synopsis. This synopsis provides an estimate of the financial impact each project will have on the City's overall operating funds upon the completion of the project.

**Golf Fund**

❖ **Highland Park Club House – Design & Construction**

➤ <u>Golf Fund</u>	
Design	\$125,000
Construction	<u>\$570,000</u>
Total Capital Project	\$695,000

**Total FY 2026 Cost: \$695,000**

CITY OF BLOOMINGTON						
CAPITAL IMPROVEMENTS PROGRAM FY 2026-FY 2030						
FUNDING SOURCE(S)	DEPARTMENT		CITY CONTACT PERSON		WARD	
Golf Fund	Parks and Recreation		Jason Wingate		1	
PROJECT TITLE			ACCOUNT NUMBER			
Highland Park Clubhouse Design and Construction			56406400-72520			
PROJECT DESCRIPTION/JUSTIFICATION						
<p>Highland Park Golf Course is the oldest public course in our county. It currently still utilizes two of the original buildings of the Meyer Brewing Company that was in business back in the 1800's. Accordingly, one of these buildings (Shed 1) is no longer fit and has been demolished. At one time it housed approximately half our golf cart fleet but cannot serve any other purpose. The other original building is currently used for the pro shop and while still in good condition, it is not handicap accessible and is very costly to heat and cool. Most importantly, it will allow us to move the pro shop out if it's current building providing handicap accessibility. The current pro shop will be able to be used for post round gatherings, special events, etc.. The new pro shop will also allow operations to be run with less staff saving rising labor costs.</p> <p><b>Operating Impact:</b> The new building was paid via a transfer from the General Fund. Although costly to build, the previous building had been around for over 125 years and was in disrepair and was unsafe. The new structure will combine the clubhouse/cart shed and make it more efficient for operations in addition to cost savings for utilities, logistics, etc.</p>						
Projected start date: May, 2025			Projected completion date:		TYPE REQUEST	
DESIGN BID:		DESIGN BID:		CONTINUATION		
DESIGN:		DESIGN:		REVISION		
CONSTRUCTION BID:		CONSTRUCTION BID:		NEW		
CONSTRUCTION:		CONSTRUCTION:				
EXPENSES	FY 2026	FY 2027	FY 2028	FY 2029	FY 2030	TOTAL
PLANNING/DESIGN	\$125,000	\$0	\$0	\$0	\$0	\$125,000
LAND	\$0	\$0	\$0	\$0	\$0	\$0
CONSTRUCTION	\$550,000	\$0	\$0	\$0	\$0	\$550,000
EQUIPMENT/FURNISHINGS	\$20,000	\$0	\$0	\$0	\$0	\$20,000
TOTAL	\$695,000	\$0	\$0	\$0	\$0	\$695,000
REVENUES	FY 2026	FY 2027	FY 2028	FY 2029	FY 2030	TOTAL
GENERAL FUND	\$0	\$0	\$0	\$0	\$0	\$0
MOTOR FUEL TAX	\$0	\$0	\$0	\$0	\$0	\$0
CAPITAL IMPROVEMENT	\$0	\$0	\$0	\$0	\$0	\$0
WATER	\$0	\$0	\$0	\$0	\$0	\$0
SANITARY SEWER	\$0	\$0	\$0	\$0	\$0	\$0
STORM WATER	\$0	\$0	\$0	\$0	\$0	\$0
GOLF	\$695,000	\$0	\$0	\$0	\$0	\$695,000
GRANTS/OTHER	\$0	\$0	\$0	\$0	\$0	\$0
TOTAL REVENUES	\$695,000	\$0	\$0	\$0	\$0	\$695,000
OPERATING	FY 2026	FY 2027	FY 2028	FY 2029	FY 2030	TOTAL
PERSONNEL	\$0	\$0	\$0	\$0	\$0	\$0
MAINT./OPERATIONS	\$0	\$0	\$0	\$0	\$0	\$0
CAPITAL OUTLAY	\$0	\$0	\$0	\$0	\$0	\$0
TOTAL OPERATING COST	\$0	\$0	\$0	\$0	\$0	\$0
(OPERATING REVENUES)	\$0	\$0	\$0	\$0	\$0	\$0

# ARENA PROJECTS



**FY 2026 -- Capital Improvement Summary  
Arena Projects**

The list provides a synopsis of the major capital projects planned for the City in FY 2026. The detailed budget document is provided in the pages that follow this synopsis. This synopsis provides an estimate of the financial impact each project will have on the City's overall operating funds upon the completion of the project.

**Arena Improvement Fund**

❖ **Upgrade Refrigeration in small HVAC Units (Year 2 of 5) - Construction**

➤ <u>Arena Improvement Fund</u>	
Construction	<u>\$50,000</u>
Total Capital Project	\$50,000

❖ **Dasherboard and Glass Replacement - Construction**

➤ <u>Arena Improvement Fund</u>	
Construction	<u>\$365,000</u>
Total Capital Project	\$365,000


**Total FY 2026 Cost: \$415,000**

CITY OF BLOOMINGTON  
CAPITAL IMPROVEMENTS PROGRAM FY 2026-FY 2030

<i>FUNDING SOURCE(S)</i>		<i>DEPARTMENT</i>		<i>CITY CONTACT PERSON</i>		<i>WARD</i>	
Arena		Arena & Bloomington Ice Center		Russ Waller		6	
<i>PROJECT TITLE</i>				<i>ACCOUNT NUMBER</i>			
Arena Refrigerant Upgrades				57107110-72520			
<i>PROJECT DESCRIPTION/JUSTIFICATION</i>							
There are multiple roof top units (RTUs) at the Arena that use R-22 refrigerant which can no longer be purchased. Replacing the refrigerant or the entire units is recommended in order to keep the building properly heated and cooled.							
<b>Operating Impact:</b> The City will utilize revenues generated by the Arena to pay for the Arena Refrigerant Upgrades.							
Projected start date:			Projected completion date:			TYPE REQUEST	
DESIGN BID:			DESIGN BID:			CONTINUATION	
DESIGN:			DESIGN:			REVISION	
CONSTRUCTION BID:			CONSTRUCTION BID:			X NEW	
CONSTRUCTION:			CONSTRUCTION:				
<b>EXPENSES</b>		<b>FY 2026</b>	<b>FY 2027</b>	<b>FY 2028</b>	<b>FY 2029</b>	<b>FY 2030</b>	<b>TOTAL</b>
PLANNING/DESIGN		\$0	\$0	\$0	\$0	\$0	\$0
LAND		\$0	\$0	\$0	\$0	\$0	\$0
CONSTRUCTION		\$50,000	\$50,000	\$50,000	\$50,000	\$50,000	\$250,000
EQUIPMENT/FURNISHINGS		\$0	\$0	\$0	\$0	\$0	\$0
TOTAL		\$50,000	\$50,000	\$50,000	\$50,000	\$50,000	\$250,000
<b>REVENUES</b>		<b>FY 2026</b>	<b>FY 2027</b>	<b>FY 2028</b>	<b>FY 2029</b>	<b>FY 2030</b>	<b>TOTAL</b>
GENERAL FUND		\$0	\$0	\$0	\$0	\$0	\$0
MOTOR FUEL TAX		\$0	\$0	\$0	\$0	\$0	\$0
ARENA		\$50,000	\$50,000	\$50,000	\$50,000	\$50,000	\$250,000
WATER		\$0	\$0	\$0	\$0	\$0	\$0
SANITARY SEWER		\$0	\$0	\$0	\$0	\$0	\$0
STORM WATER		\$0	\$0	\$0	\$0	\$0	\$0
BONDS		\$0	\$0	\$0	\$0	\$0	\$0
GRANTS/OTHER		\$0	\$0	\$0	\$0	\$0	\$0
TOTAL REVENUES		\$50,000	\$50,000	\$50,000	\$50,000	\$50,000	\$250,000
<b>OPERATING</b>		<b>FY 2026</b>	<b>FY 2027</b>	<b>FY 2028</b>	<b>FY 2029</b>	<b>FY 2030</b>	<b>TOTAL</b>
PERSONNEL		\$0	\$0	\$0	\$0	\$0	\$0
MAINT./OPERATIONS		\$0	\$0	\$0	\$0	\$0	\$0
CAPITAL OUTLAY		\$0	\$0	\$0	\$0	\$0	\$0
TOTAL OPERATING COST		\$0	\$0	\$0	\$0	\$0	\$0
(OPERATING REVENUES)		\$0	\$0	\$0	\$0	\$0	\$0

CITY OF BLOOMINGTON  
CAPITAL IMPROVEMENTS PROGRAM FY 2026- FY 2030

FUNDING SOURCE(S)	DEPARTMENT	DIVISION/PROGRAM	WARD
Arena	Arena & Bloomington Ice Center	Russ Waller	6
Arena Refrigerant Upgrades		ACCOUNT NUMBER	



CITY OF BLOOMINGTON  
CAPITAL IMPROVEMENTS PROGRAM FY 2026- FY 2030

<i>FUNDING SOURCE(S)</i>	<i>DEPARTMENT</i>		<i>CITY CONTACT PERSON</i>		<i>WARD</i>	
Arena Fund	Arena		Anthony Nelson		6	
<i>PROJECT TITLE</i>			<i>ACCOUNT NUMBER</i>			
Arena Dasher Boards & Glass			57107110-72520			
<i>PROJECT DESCRIPTION/JUSTIFICATION</i>						
The Arena Dasher Boards & Glass System are coming up on 8 years old and are need of replacement. With a new ECHL Team, these will be replaced outside of the hockey season, preferably when the ice is out of the main arena bowl.						
<b>Operating Impact:</b> The City will utilize revenues generated by the Arena to pay for the Arena Refrigerant Upgrades.						
Projected start date:			Projected completion date:		TYPE REQUEST	
DESIGN BID:			DESIGN BID:			CONTINUATION
DESIGN:			DESIGN:			REVISION
CONSTRUCTION BID:			CONSTRUCTION BID:		X	NEW
CONSTRUCTION:			CONSTRUCTION:			
<b>EXPENSES</b>	<b>FY 2026</b>	<b>FY 2027</b>	<b>FY 2028</b>	<b>FY 2029</b>	<b>FY 2030</b>	<b>TOTAL</b>
PLANNING/DESIGN	\$0	\$0	\$0	\$0	\$0	\$0
LAND	\$0	\$0	\$0	\$0	\$0	\$0
CONSTRUCTION	\$0	\$0	\$0	\$0	\$0	\$0
EQUIPMENT/FURNISHINGS	\$365,000	\$0	\$0	\$0	\$0	\$365,000
TOTAL	\$365,000	\$0	\$0	\$0	\$0	\$365,000
<b>REVENUES</b>	<b>FY 2026</b>	<b>FY 2027</b>	<b>FY 2028</b>	<b>FY 2029</b>	<b>FY 2030</b>	<b>TOTAL</b>
GENERAL FUND	\$0	\$0	\$0	\$0	\$0	\$0
MOTOR FUEL TAX	\$0	\$0	\$0	\$0	\$0	\$0
CAPITAL IMPROVEMENT	\$0	\$0	\$0	\$0	\$0	\$0
WATER	\$0	\$0	\$0	\$0	\$0	\$0
SANITARY SEWER	\$0	\$0	\$0	\$0	\$0	\$0
STORM WATER	\$0	\$0	\$0	\$0	\$0	\$0
BONDS	\$0	\$0	\$0	\$0	\$0	\$0
ARENA	\$365,000	\$0	\$0	\$0	\$0	\$365,000
TOTAL REVENUES	\$365,000	\$0	\$0	\$0	\$0	\$365,000
<b>OPERATING</b>	<b>FY 2026</b>	<b>FY 2027</b>	<b>FY 2028</b>	<b>FY 2029</b>	<b>FY 2030</b>	<b>TOTAL</b>
PERSONNEL	\$0	\$0	\$0	\$0	\$0	\$0
MAINT./OPERATIONS	\$0	\$0	\$0	\$0	\$0	\$0
CAPITAL OUTLAY	\$0	\$0	\$0	\$0	\$0	\$0
TOTAL OPERATING COST	\$0	\$0	\$0	\$0	\$0	\$0
(OPERATING REVENUES)	\$0	\$0	\$0	\$0	\$0	\$0

CITY OF BLOOMINGTON  
CAPITAL IMPROVEMENTS PROGRAM FY 2026- FY 2030

<i>FUNDING SOURCE(S)</i>	<i>DEPARTMENT</i>	<i>DIVISION/PROGRAM</i>	<i>WARD</i>
Arena Fund	Arena	Anthony Nelson	6
<i>PROJECT TITLE</i>		<i>ACCOUNT NUMBER</i>	
Arena Dasher Boards & Glass		57107110-72520	



# CAPITAL IMPROVEMENT PROGRAM- FUTURE YEARS



## CAPITAL PROJECT SHEETS FROM THE FOLLOWING FUNDS

2030 Motor Fuel Tax  
4010 Capital Improvement  
4012 Capital Improvement (Asphalt & Concrete)  
5010 Water Fund  
5110 Sanitary Sewer  
5310 Storm Water  
5560 Abraham Lincoln Parking Deck  
5640 Golf Courses  
5710 Arena

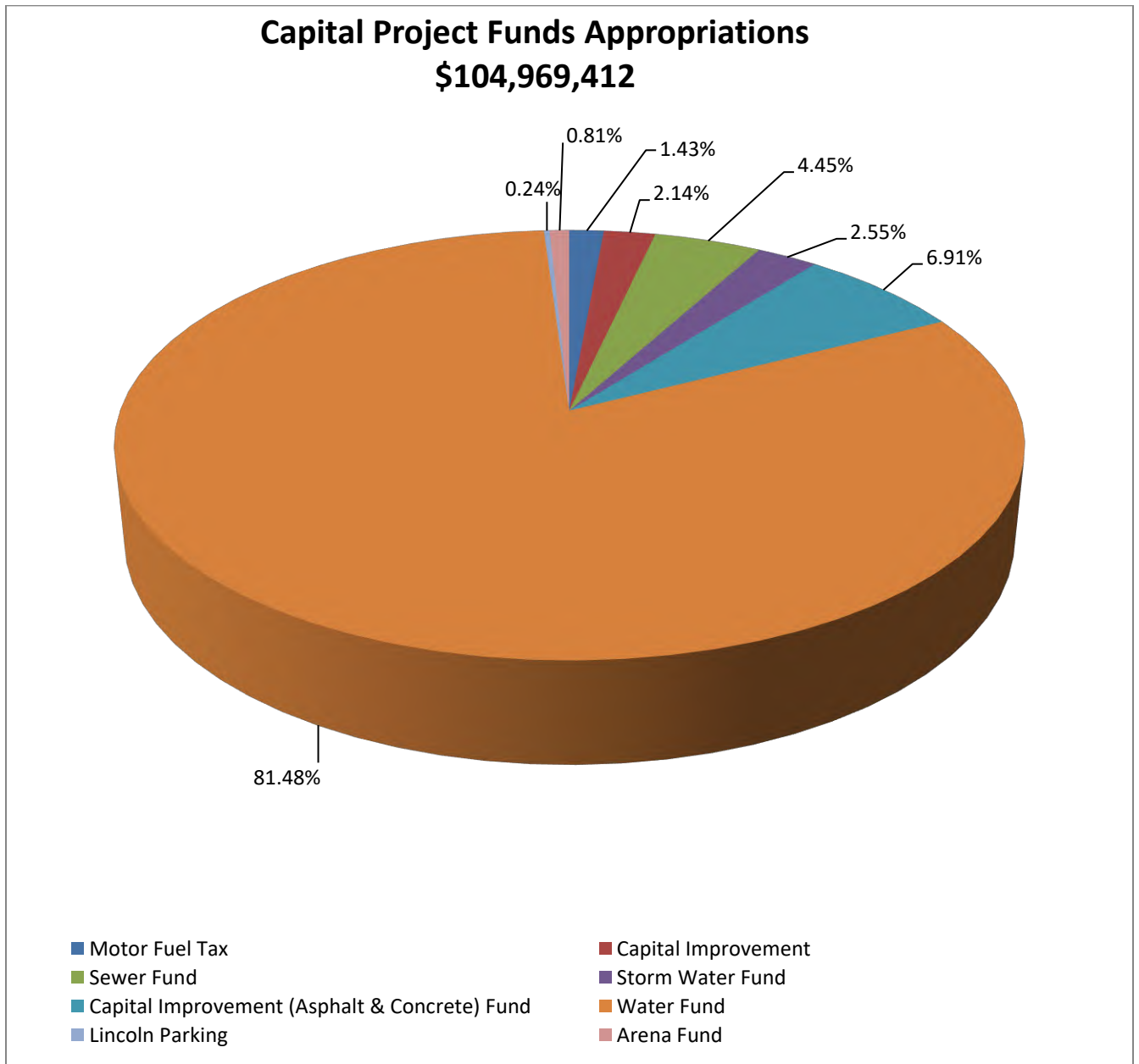
## CAPITAL EXPENDITURES

Capital expenditures may include street resurfacing, water, sewer and storm water lines. These projects are budgeted in the following budgets: Motor Fuel Tax, Park Dedication, Capital Improvement Fund, Water Fund, Sewer Fund, Storm Water Fund, Golf Fund and the Coliseum Fund. The City has a dollar threshold that the service or good must meet to qualify as a capital project. Capital infrastructure thresholds for capital assets vary from \$100,000 for street resurfacing, bridges, detention basins, pump stations, reservoirs, water plants, dams to \$25,000 for sanitary sewers, water mains, easements, sidewalks, bike trails and building improvements.

Capital expenditures include capital assets items: furniture, machinery, equipment and vehicles that have a useful life of one year or more and cost a minimum of \$5,000. These items are budgeted within the individual departments or the Capital Lease, if applicable, and depreciation is calculated annually.

### FY 2027-- Capital Improvement Summary

Proposed in FY 2027 there are forty-four capital improvement projects which total \$104,969,412. The listing of projects follows this page.



## City of Bloomington, Illinois FY 2027 Capital Projects (All Funds)

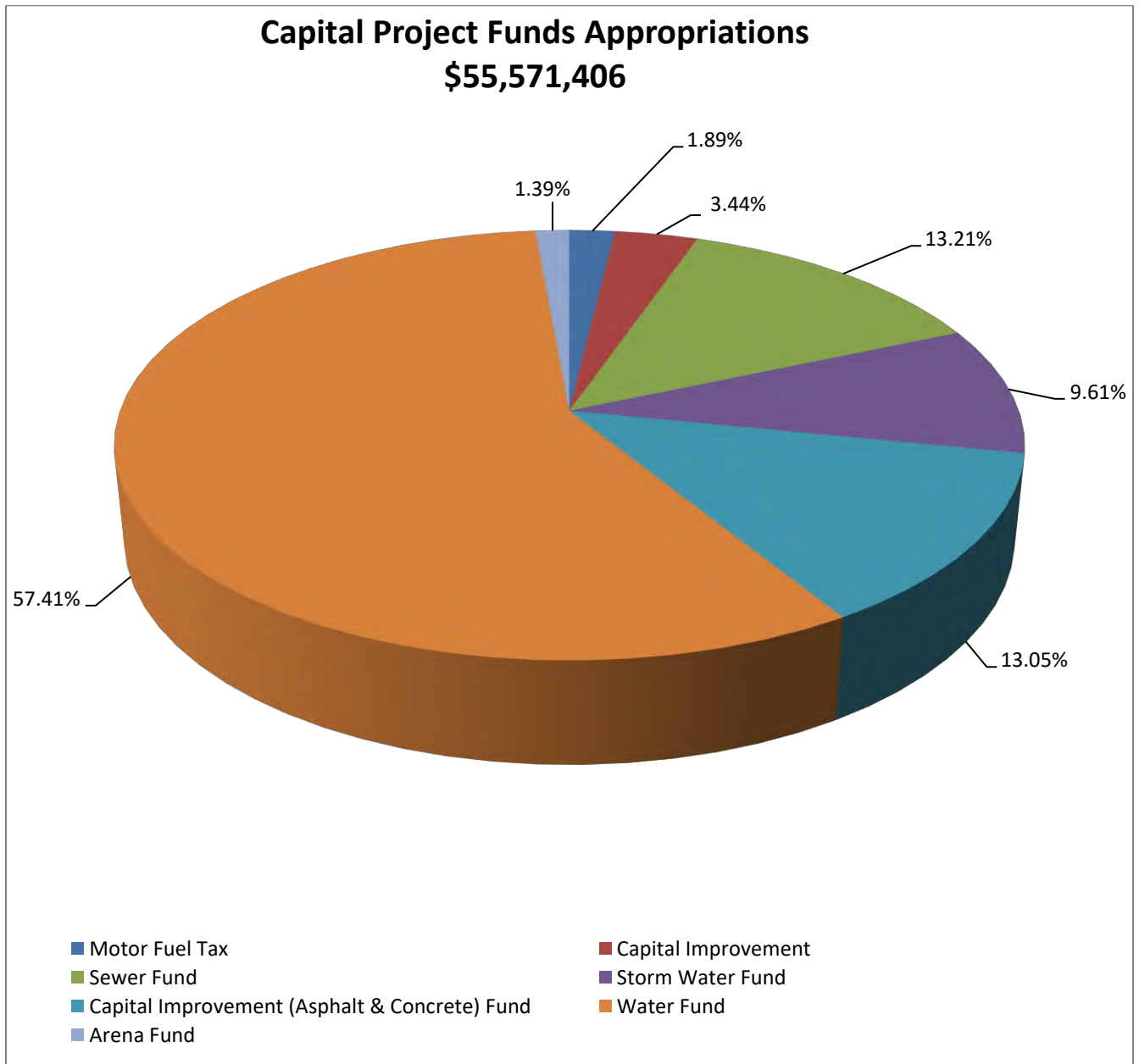
		Recommended Funding Sources							
Ward		Proposed FY 2027	Type	General Fund	Fund Balance	Gasoline/Diesel Tax (MFT), Local MFT & .25% portion of HR Sales Tax increase	Borrowing/ Bonds	Grants/ Private Funding	Charges for Services
	<b>Motor Fuel Tax</b>								
Citywide	Street Lighting Charges	\$ 500,000	Recurring	\$ -	\$ -	\$ 500,000	\$ -	\$ -	\$ -
Citywide	IL Route 9 Corridor Improvements (Locust) - Center to Towanda (City Share)	\$ 500,000	Non-Recurring	\$ -	\$ -	\$ 500,000	\$ -	\$ -	\$ -
Citywide	US 150 Corridor Improvements - Oakland to Gilmore (City Share)	\$ 500,000	Non-Recurring	\$ -	\$ 400,000	\$ 100,000	\$ -	\$ -	\$ -
	<b>Sub-Total:</b>	<b>\$ 1,500,000</b>		<b>\$ -</b>	<b>\$ 400,000</b>	<b>\$ 1,100,000</b>	<b>\$ -</b>	<b>\$ -</b>	<b>\$ -</b>
	Unfunded:	\$ -							
	<b>Total Motor Fuel Tax Projects Funded:</b>	<b>\$ 1,500,000</b>							
	<b>Capital Improvement Fund/General Fund</b>								
	<b>BCPA Capital Improvement Projects</b>								
6	Upgrade to Permanent Bar (East Side)	\$ 225,000	Non-Recurring	\$ 225,000	\$ -	\$ -	\$ -	\$ -	\$ -
6	Ballroom flooring repair/replace	\$ 125,000	Non-Recurring	\$ 125,000	\$ -	\$ -	\$ -	\$ -	\$ -
	<b>Fire Capital Improvement Projects</b>								
Citywide	Station 1 Parking Lot	\$ 250,000	Non-Recurring	\$ 250,000					
Citywide	Station 2 Parking Lot	\$ 250,000	Non-Recurring	\$ 250,000					
	<b>Facilities Capital Improvement Projects</b>								
Citywide	Unforeseen Major Facility Repairs	\$ 100,000	Non-Recurring	\$ 100,000	\$ -	\$ -	\$ -	\$ -	\$ -
6	PD Parking Deck Drainage & Waterproofing	\$ 300,000	Non-Recurring	\$ 300,000	\$ -	\$ -	\$ -	\$ -	\$ -
6	Facility Maintenance - Roof Repairs	\$ 100,000	Non-Recurring	\$ 100,000	\$ -	\$ -	\$ -	\$ -	\$ -
	<b>Parks Capital Improvement Projects</b>								
Citywide	Unforeseen Major Repairs Throughout PRCA Department	\$ 52,500	Recurring	\$ 52,500	\$ -	\$ -	\$ -	\$ -	\$ -
9	Suburban East basketball court - Remove existing and replace with circle court.	\$ 80,000	Non-Recurring	\$ 80,000	\$ -	\$ -	\$ -	\$ -	\$ -
7	Buck Mann Park Playground	\$ 75,000	Non-Recurring	\$ 75,000	\$ -	\$ -	\$ -	\$ -	\$ -
County	Route 66 Trail - Funk's Grove to McLean - Construction	\$ 135,000	Non-Recurring	\$ 135,000	\$ -	\$ -	\$ -	\$ -	\$ -
County	Route 66 Trail-Towanda to Lexington-(Phase 1)	\$ 13,700	Non-Recurring	\$ 13,700	\$ -	\$ -	\$ -	\$ -	\$ -
County	Pavilion west porch-replacing concrete	\$ 75,000	Non-Recurring	\$ 75,000	\$ -	\$ -	\$ -	\$ -	\$ -
1	Zoo - Main Entry Building HVAC Replacement	\$ 35,000	Non-Recurring	\$ 35,000	\$ -	\$ -	\$ -	\$ -	\$ -
6	Bloomington Ice Center - Multi-Purpose Building Addition	\$ 50,000	Non-Recurring	\$ 50,000	\$ -	\$ -	\$ -	\$ -	\$ -
6	Bloomington Ice Center - Facility Flooring (Bleachers, Locker Rooms, Bathrooms & Office)	\$ 40,000	Non-Recurring	\$ 40,000	\$ -	\$ -	\$ -	\$ -	\$ -
6	Bloomington Ice Center - Facility Painting	\$ 80,000	Non-Recurring	\$ 80,000	\$ -	\$ -	\$ -	\$ -	\$ -
1	Holiday Pool - Rock Climbing Feature	\$ 27,000	Non-Recurring	\$ 27,000	\$ -	\$ -	\$ -	\$ -	\$ -
7	O'Neil Aquatics Center - Waterslide Completion - 1st - Speed slide, 2nd - Enclosed slide (possible oversized for tubes)	\$ 200,000	Non-Recurring	\$ 200,000	\$ -	\$ -	\$ -	\$ -	\$ -
1	Lincoln Leisure Center - Plaster Repair & Stairwell Painting	\$ 30,000	Non-Recurring	\$ 30,000	\$ -	\$ -	\$ -	\$ -	\$ -
	<b>Sub-Total:</b>	<b>\$ 2,243,200</b>		<b>\$ 2,243,200</b>	<b>\$ -</b>	<b>\$ -</b>	<b>\$ -</b>	<b>\$ -</b>	<b>\$ -</b>
	Unfunded:	\$ -							
	<b>Total Capital Improvement Fund Projects Funded:</b>	<b>\$ 2,243,200</b>							
	<b>Capital Improvement (Asphalt &amp; Concrete) Fund</b>								
	<b>Public Works Capital Improvement Fund (Asphalt &amp; Concrete) Projects</b>								
Citywide	Multi-Year Street & Alley Resurface Program	\$ 4,250,000	Recurring	\$ -	\$ -	\$ 4,250,000	\$ -	\$ -	\$ -
Citywide	High Pressure Slurry Seal	\$ 750,000	Recurring	\$ -	\$ -	\$ 750,000	\$ -	\$ -	\$ -
Citywide	Reclamite	\$ 250,000	Recurring	\$ -	\$ -	\$ 250,000	\$ -	\$ -	\$ -
Citywide	Multi-Year Sidewalk Repair Program	\$ 1,500,000	Recurring	\$ -	\$ -	\$ 1,500,000	\$ -	\$ -	\$ -
Citywide	Emergency Multi-Year Street, Alley & Sidewalk Repairs	\$ 500,000	Recurring	\$ -	\$ -	\$ 500,000	\$ -	\$ -	\$ -
	<b>Sub-Total:</b>	<b>\$ 7,250,000</b>		<b>\$ -</b>	<b>\$ -</b>	<b>\$ 7,250,000</b>	<b>\$ -</b>	<b>\$ -</b>	<b>\$ -</b>
	Unfunded:	\$ -							
	<b>Total Capital Improvement Fund (Asphalt &amp; Concrete) Projects Funded:</b>	<b>\$ 7,250,000</b>							

## City of Bloomington, Illinois FY 2027 Capital Projects (All Funds)

		Recommended Funding Sources							
Ward	Enterprise Fund(s)	Proposed FY 2027	Type	General Fund	Fund Balance	Gasoline/Diesel Tax (MFT), Local MFT & .25% portion of HR Sales Tax increase	Borrowing/ Bonds	Grants/ Private Funding	Charges for Services
	<b>Water Fund</b>								
1, 8	Locust Colton CSO Elim & WMR, Phase 8	\$ 3,003,800	Non-Recurring	\$ -	\$ -	\$ -	\$ 3,003,800	\$ -	\$ -
1, 8	Locust Colton CSO Elim & WMR, Phase 8, Land Acquisiton	\$ 50,000	Non-Recurring	\$ -	\$ 50,000	\$ -	\$ -	\$ -	\$ -
Citywide	Multi-Year GIS Consultant Services	\$ 43,791	Recurring	\$ -	\$ 43,791	\$ -	\$ -	\$ -	\$ -
Citywide	Multi-Year Consultant Leak Detection for Water Loss Prevention	\$ 100,000	Recurring	\$ -	\$ 100,000	\$ -	\$ -	\$ -	\$ -
Citywide	Water Main Replacement and Upgrades - Design	\$ 1,000,000	Non-Recurring	\$ -	\$ -	\$ -	\$ 1,000,000	\$ -	\$ -
Citywide	Water Main Replacement and Upgrades - Construction	\$ 4,600,000	Non-Recurring	\$ -	\$ -	\$ -	\$ 4,600,000	\$ -	\$ -
Citywide	WTP Modifications - Groundwater - Design	\$ 307,221	Non-Recurring	\$ -	\$ 307,221	\$ -	\$ -	\$ -	\$ -
Citywide	WTP Hydrated Lime Construction	\$ 6,000,000	Non-Recurring	\$ -	\$ -	\$ -	\$ 6,000,000	\$ -	\$ -
Citywide	Reservoir Shoreline/Stream Erosion - Planning	\$ 25,000	Recurring	\$ -	\$ 25,000	\$ -	\$ -	\$ -	\$ -
Citywide	Reservoir Shoreline/Stream Erosion - Construction	\$ 200,000	Recurring	\$ -	\$ 200,000	\$ -	\$ -	\$ -	\$ -
Citywide	Watershed Improvements - Grant Matching	\$ 200,000	Recurring	\$ -	\$ 200,000	\$ -	\$ -	\$ -	\$ -
Citywide	System Wide Potable Water Distribution Improvements - Construction Phase Engineering Projects 1, 2, 3, 4, 7, and 8.	\$ 3,000,000	Non-Recurring	\$ -	\$ -	\$ -	\$ 3,000,000	\$ -	\$ -
Citywide	System Wide Potable Water Distribution Improvements - Construction Projects 1, 2, 3, 4, 7, and 8.	\$ 67,000,000	Non-Recurring	\$ -	\$ -	\$ -	\$ 67,000,000	\$ -	\$ -
	<b>Sub-Total:</b>	<b>\$ 85,529,812</b>		<b>\$ -</b>	<b>\$ 926,012</b>	<b>\$ -</b>	<b>\$ 84,603,800</b>	<b>\$ -</b>	<b>\$ -</b>
	<b>Unfunded:</b>								
	<b>Total Water Fund Projects Funded:</b>	<b>\$ 85,529,812</b>							
	<b>Sewer Fund</b>								
Citywide	Multi-Year Sanitary Sewer Rehabilitation	\$ 2,000,000	Recurring	\$ -	\$ 2,000,000	\$ -	\$ -	\$ -	\$ -
Citywide	Hydraulic Model Design	\$ 150,000	Non-Recurring	\$ -	\$ 150,000	\$ -	\$ -	\$ -	\$ -
1, 8	Locust Colton CSO Elim & WMR, Phase 8	\$ 1,973,200	Non-Recurring	\$ -	\$ -	\$ -	\$ 1,973,200	\$ -	\$ -
1, 8	Locust Colton CSO Elim & WMR, Phase 8, Land Acquisiton	\$ 25,000	Non-Recurring	\$ -	\$ 25,000	\$ -	\$ -	\$ -	\$ -
4	Valley Sewer (Maizefield) CSO Elimination Phase 1 Design & Land	\$ 80,000	Non-recurring	\$ -	\$ 80,000	\$ -	\$ -	\$ -	\$ -
1, 4	East Street Basin Phase 6 Design & Land Acquisition	\$ 445,000	Non-Recurring	\$ -	\$ 445,000	\$ -	\$ -	\$ -	\$ -
	<b>Sub-Total:</b>	<b>\$ 4,673,200</b>		<b>\$ -</b>	<b>\$ 2,700,000</b>	<b>\$ -</b>	<b>\$ 1,973,200</b>	<b>\$ -</b>	<b>\$ -</b>
	<b>Unfunded:</b>								
	<b>Total Sewer Fund Projects Funded:</b>	<b>\$ 4,673,200</b>							
	<b>Storm Water Fund</b>								
Citywide	Hydraulic Model Design	\$ 150,000	Non-Recurring	\$ -	\$ 150,000	\$ -	\$ -	\$ -	\$ -
1, 8	Locust Colton CSO Elim & WMR, Phase 8	\$ 1,973,200	Non-Recurring	\$ -	\$ -	\$ -	\$ 1,973,200	\$ -	\$ -
1, 8	Locust Colton CSO Elim & WMR, Phase 8, Land Acquisiton	\$ 25,000	Non-Recurring	\$ -	\$ 25,000	\$ -	\$ -	\$ -	\$ -
4	Valley Sewer (Maizefield) CSO Elimination Phase 1 Design & Land	\$ 80,000	Non-recurring	\$ -	\$ 80,000	\$ -	\$ -	\$ -	\$ -
1, 4	East Street Basin Phase 6 Design & Land Acquisition	\$ 445,000	Non-Recurring	\$ -	\$ 445,000	\$ -	\$ -	\$ -	\$ -
	<b>Sub-Total:</b>	<b>\$ 2,673,200</b>		<b>\$ -</b>	<b>\$ 700,000</b>	<b>\$ -</b>	<b>\$ 1,973,200</b>	<b>\$ -</b>	<b>\$ -</b>
	<b>Unfunded:</b>								
	<b>Total Storm Water Fund Projects Funded:</b>	<b>\$ 2,673,200</b>							
	<b>Abraham Lincoln Parking Fund</b>								
6	Abraham Lincoln Garage LED Lighting Upgrade	\$ 250,000	Non-Recurring	\$ 250,000	\$ -	\$ -	\$ -	\$ -	\$ -
	<b>Sub-Total:</b>	<b>\$ 250,000</b>		<b>\$ 250,000</b>	<b>\$ -</b>	<b>\$ -</b>	<b>\$ -</b>	<b>\$ -</b>	<b>\$ -</b>
	<b>Unfunded:</b>								
	<b>Total Abraham Lincoln Parking Fund Projects Funded:</b>	<b>\$ 250,000</b>		<b>\$ 250,000</b>					
	<b>Arena Fund</b>								
6	Replacement of Epoxy Floor Coating	\$ 550,000	Non-recurring	\$ 550,000	\$ -	\$ -	\$ -	\$ -	\$ -
6	Spotlight Catwalk	\$ 300,000	Non-recurring	\$ 300,000	\$ -	\$ -	\$ -	\$ -	\$ -
	<b>Sub-Total:</b>	<b>\$ 850,000</b>		<b>\$ 850,000</b>	<b>\$ -</b>	<b>\$ -</b>	<b>\$ -</b>	<b>\$ -</b>	<b>\$ -</b>
	<b>Unfunded:</b>								
	<b>Total Arena Fund Projects Funded:</b>	<b>\$ 850,000</b>							
	<b>Subtotal All Funds Projects:</b>	<b>\$ 104,969,412</b>		<b>\$ 3,343,200</b>	<b>\$ 4,726,012</b>	<b>\$ 8,350,000</b>	<b>\$ 88,550,200</b>	<b>\$ -</b>	<b>\$ -</b>
	<b>Total All Funds Projects Unfunded:</b>								
	<b>Total All Funds Projects Funded:</b>	<b>\$ 104,969,412</b>							

### FY 2028-- Capital Improvement Summary

Proposed in FY 2028 there are thirty-two capital improvement projects which total \$55,571,406. The listing of projects follows this page.



## City of Bloomington, Illinois FY 2028 Capital Projects (All Funds)

### Recommended Funding Sources

Ward	Proposed FY 2028	Type	General Fund	Fund Balance	Gasoline/Diesel Tax (MFT), Local MFT & .25% portion of HR Sales Tax increase	Borrowing/ Bonds	Grants/ Private Funding	Charges for Services
<b>Motor Fuel Tax</b>								
Citywide	Street Lighting Charges	Recurring	\$ -	\$ -	\$ 1,000,000	\$ -	\$ -	\$ -
	Jersey Avenue Bridge Replacement - Engineering	Non-Recurring	\$ -	\$ -	\$ 50,000	\$ -	\$ -	\$ -
	<b>Sub-Total:</b>		<b>\$ -</b>	<b>\$ -</b>	<b>\$ 1,050,000</b>	<b>\$ -</b>	<b>\$ -</b>	<b>\$ -</b>
	<b>Unfunded:</b>		<b>\$ -</b>					
	<b>Total Motor Fuel Tax Projects Funded:</b>							
<b>Capital Improvement Fund/General Fund</b>								
<b>BCPA Capital Improvement Projects</b>								
6	Bathroom Renovations	Non-Recurring	\$ 150,000	\$ -	\$ -	\$ -	\$ -	\$ -
<b>Facilities Capital Improvement Projects</b>								
Citywide	Unforeseen Major Facility Repairs	Non-Recurring	\$ 100,000	\$ -	\$ -	\$ -	\$ -	\$ -
<b>Parking Capital Improvement Projects</b>								
6	Bloomington Ice Center/Arena Garage LED Lighting Upgrade	Non-Recurring	\$ 250,000	\$ -	\$ -	\$ -	\$ -	\$ -
<b>Parks Capital Improvement Projects</b>								
Citywide	Unforeseen Major Repairs Throughout PRCA Department	Recurring	\$ 55,125	\$ -	\$ -	\$ -	\$ -	\$ -
4	Ewing I Playground	Non-Recurring	\$ 100,000	\$ -	\$ -	\$ -	\$ -	\$ -
County	Route 66 Trail-Towanda to Lexington-(Phase 1)	Non-Recurring	\$ 13,700	\$ -	\$ -	\$ -	\$ -	\$ -
7	O'Neil Park Phase 2 - Trail, Trail Exercise Equipment, Lighting, Shelter, Basketball, Water Fountains	Non-Recurring	\$ 625,000	\$ -	\$ -	\$ -	\$ -	\$ -
Citywide	Trail I-74 overpass West to 150	Non-Recurring	\$ 500,000	\$ -	\$ -	\$ -	\$ -	\$ -
6	Bloomington Ice Center - Locker Room & Bathroom Update (Showers, Toilets, Vanities)	Non-Recurring	\$ 60,000	\$ -	\$ -	\$ -	\$ -	\$ -
6	Bloomington Ice Center - Bleacher Seating Replacement	Non-Recurring	\$ 60,000	\$ -	\$ -	\$ -	\$ -	\$ -
	<b>Sub-Total:</b>		<b>\$ 1,913,825</b>	<b>\$ -</b>	<b>\$ -</b>	<b>\$ -</b>	<b>\$ -</b>	<b>\$ -</b>
	<b>Unfunded:</b>							
	<b>Total Capital Improvement Fund Projects Funded:</b>							
<b>Capital Improvement (Asphalt &amp; Concrete) Fund</b>								
<b>Public Works Capital Improvement Fund (Asphalt &amp; Concrete) Projects</b>								
Citywide	Multi-Year Street & Alley Resurface Program	Recurring	\$ -	\$ -	\$ 4,250,000	\$ -	\$ -	\$ -
Citywide	High Pressure Slurry Seal	Recurring	\$ -	\$ -	\$ 750,000	\$ -	\$ -	\$ -
Citywide	Reclamite	Recurring	\$ -	\$ -	\$ 250,000	\$ -	\$ -	\$ -
Citywide	Multi-Year Sidewalk Repair Program	Recurring	\$ -	\$ -	\$ 1,500,000	\$ -	\$ -	\$ -
Citywide	Emergency Multi-Year Street, Alley & Sidewalk Repairs	Recurring	\$ -	\$ -	\$ 500,000	\$ -	\$ -	\$ -
	<b>Sub-Total:</b>		<b>\$ -</b>	<b>\$ -</b>	<b>\$ 7,250,000</b>	<b>\$ -</b>	<b>\$ -</b>	<b>\$ -</b>
	<b>Unfunded:</b>							
	<b>Total Capital Improvement Fund (Asphalt &amp; Concrete) Projects Funded:</b>							

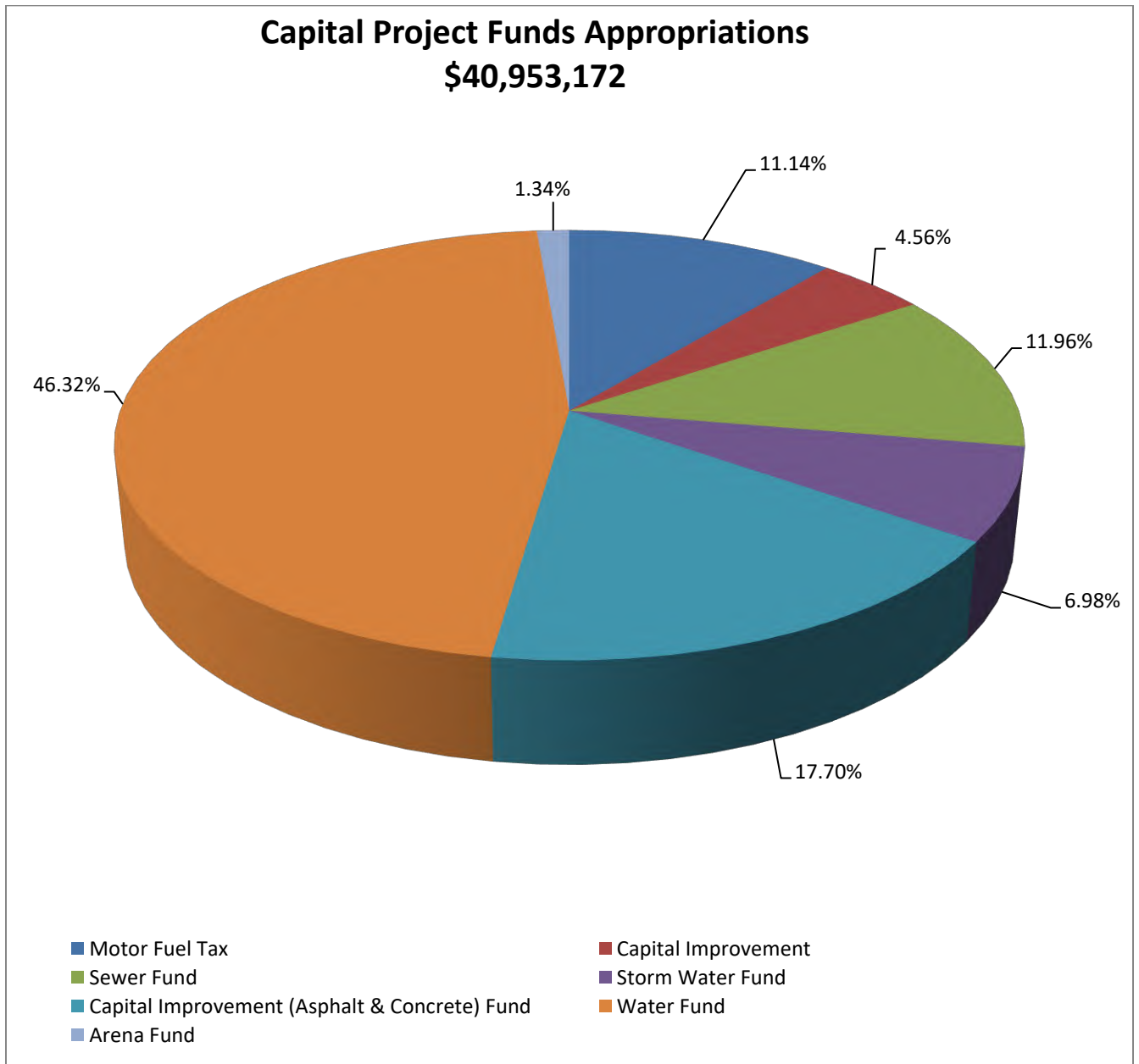
## City of Bloomington, Illinois FY 2028 Capital Projects (All Funds)

### Recommended Funding Sources

Ward	Enterprise Fund(s)	Proposed FY 2028	Type	General Fund	Fund Balance	Gasoline/Diesel Tax (MFT), Local MFT & .25% portion of HR Sales Tax increase	Borrowing/ Bonds	Grants/ Private Funding	Charges for Services
	<b>Water Fund</b>								
Citywide	Multi-Year GIS Consultant Services	\$ 43,791	Recurring	\$ -	\$ 43,791	\$ -	\$ -	\$ -	\$ -
Citywide	Multi-Year Consultant Leak Detection for Water Loss Prevention	\$ 100,000	Recurring	\$ -	\$ 100,000	\$ -	\$ -	\$ -	\$ -
Citywide	WTP Modifications - Groundwater - Final Design	\$ 783,790	Non-Recurring	\$ -	\$ 783,790	\$ -	\$ -	\$ -	\$ -
Citywide	Reservoir Shoreline/Stream Erosion -Planning	\$ 25,000	Recurring	\$ -	\$ 25,000	\$ -	\$ -	\$ -	\$ -
Citywide	Reservoir Shoreline/Stream Erosion - Construction	\$ 200,000	Recurring	\$ -	\$ 200,000	\$ -	\$ -	\$ -	\$ -
Citywide	WTP / Lake Evergreen Electrical Rehabilitation construction Phase Engineering	\$ 750,000	Non-Recurring	\$ -	\$ -	\$ -	\$ 750,000	\$ -	\$ -
Citywide	WTP / Lake Evergreen Electrical Rehabilitation construction	\$ 15,000,000	Non-Recurring	\$ -	\$ -	\$ -	\$ 15,000,000	\$ -	\$ -
Citywide	System Wide Potable Water Distribution Improvements - Construction Phase Engineering Projects 1, 2, 3, 4, 7, and 8.	\$ 1,000,000	Non-Recurring	\$ -	\$ -	\$ -	\$ 1,000,000	\$ -	\$ -
Citywide	System Wide Potable Water Distribution Improvements - Construction Projects 1, 2, 3, 4, 7, and 8.	\$ 14,000,000	Non-Recurring	\$ -	\$ -	\$ -	\$ 14,000,000	\$ -	\$ -
	<b>Sub-Total:</b>	<b>\$ 31,902,581</b>		<b>\$ -</b>	<b>\$ 1,152,581</b>	<b>\$ -</b>	<b>\$ 30,750,000</b>	<b>\$ -</b>	<b>\$ -</b>
	<b>Unfunded:</b>								
	<b>Total Water Fund Projects Funded:</b>	<b>\$ 31,902,581</b>							
	<b>Sewer Fund</b>								
Citywide	Muti-Year Sanitary Sewer Rehabilitation	\$ 2,000,000	Recurring	\$ -	\$ 2,000,000	\$ -	\$ -	\$ -	\$ -
4	Valley Sewer (Maizefield) CSO Elimination Phase 1 Construction	\$ 360,000	Non-Recurring	\$ -	\$ 360,000	\$ -	\$ -	\$ -	\$ -
Citywide	East Street Basin Project Phase 1 Construction	\$ 1,300,000	Non-Recurring	\$ -	\$ -	\$ -	\$ 1,300,000	\$ -	\$ -
Citywide	East Street Basin Project Phase 4 Construction	\$ 2,250,000	Non-Recurring	\$ -	\$ -	\$ -	\$ 2,250,000	\$ -	\$ -
Citywide	East Street Basin Project Phase 6 Construction	\$ 1,430,000	Non-Recurring	\$ -	\$ -	\$ -	\$ 1,430,000	\$ -	\$ -
	<b>Sub-Total:</b>	<b>\$ 7,340,000</b>		<b>\$ -</b>	<b>\$ 2,360,000</b>	<b>\$ -</b>	<b>\$ 4,980,000</b>	<b>\$ -</b>	<b>\$ -</b>
	<b>Unfunded:</b>								
	<b>Total Sewer Fund Projects Funded:</b>	<b>\$ 7,340,000</b>							
	<b>Storm Water Fund</b>								
4	Valley Sewer (Maizefield) CSO Elimination Phase 1 Construction	\$ 360,000	Non-Recurring	\$ -	\$ 360,000	\$ -	\$ -	\$ -	\$ -
Citywide	East Street Basin Project Phase 1 Construction	\$ 1,300,000	Non-Recurring	\$ -	\$ -	\$ -	\$ 1,300,000	\$ -	\$ -
Citywide	East Street Basin Project Phase 4 Construction	\$ 2,250,000	Non-Recurring	\$ -	\$ -	\$ -	\$ 2,250,000	\$ -	\$ -
Citywide	East Street Basin Project Phase 6 Construction	\$ 1,430,000	Non-Recurring	\$ -	\$ -	\$ -	\$ 1,430,000	\$ -	\$ -
	<b>Sub-Total:</b>	<b>\$ 5,340,000</b>		<b>\$ -</b>	<b>\$ 360,000</b>	<b>\$ -</b>	<b>\$ 4,980,000</b>	<b>\$ -</b>	<b>\$ -</b>
	<b>Unfunded:</b>	<b>\$ -</b>							
	<b>Total Storm Water Fund Projects Funded:</b>	<b>\$ 5,340,000</b>							
<b>Ward</b>	<b>Arena</b>								
6	Roof Replacement	\$ 500,000	Non-recurring	\$ 500,000	\$ -	\$ -	\$ -	\$ -	\$ -
6	Upgrade Refrigeration in small HVAC Units (year 3 of 5)	\$ 50,000	Non-recurring	\$ 50,000	\$ -	\$ -	\$ -	\$ -	\$ -
6	Bathroom Renovations on Concourse & Suite Levels	\$ 150,000	Non-recurring	\$ 150,000	\$ -	\$ -	\$ -	\$ -	\$ -
6	Bathroom on Northwest Side	\$ 75,000	Non-recurring	\$ 75,000	\$ -	\$ -	\$ -	\$ -	\$ -
	<b>Sub-Total:</b>	<b>\$ 775,000</b>		<b>\$ 775,000</b>	<b>\$ -</b>	<b>\$ -</b>	<b>\$ -</b>	<b>\$ -</b>	<b>\$ -</b>
	<b>Unfunded:</b>	<b>\$ -</b>							
	<b>Total Arena Fund Projects Funded:</b>	<b>\$ 775,000</b>							
	<b>Subtotal All Funds Projects:</b>	<b>\$ 55,571,406</b>		<b>\$ 2,688,825</b>	<b>\$ 3,872,581</b>	<b>\$ 8,300,000</b>	<b>\$ 40,710,000</b>	<b>\$ -</b>	<b>\$ -</b>
	<b>Total All Funds Projects Unfunded:</b>	<b>\$ -</b>							
	<b>Total All Funds Projects Funded:</b>	<b>\$ 55,571,406</b>							

### FY 2029-- Capital Improvement Summary

Proposed in FY 2029 there are thirty-two capital improvement projects which total \$40,953,172. The listing of projects follows this page.



## City of Bloomington, Illinois FY 2029 Capital Projects (All Funds)

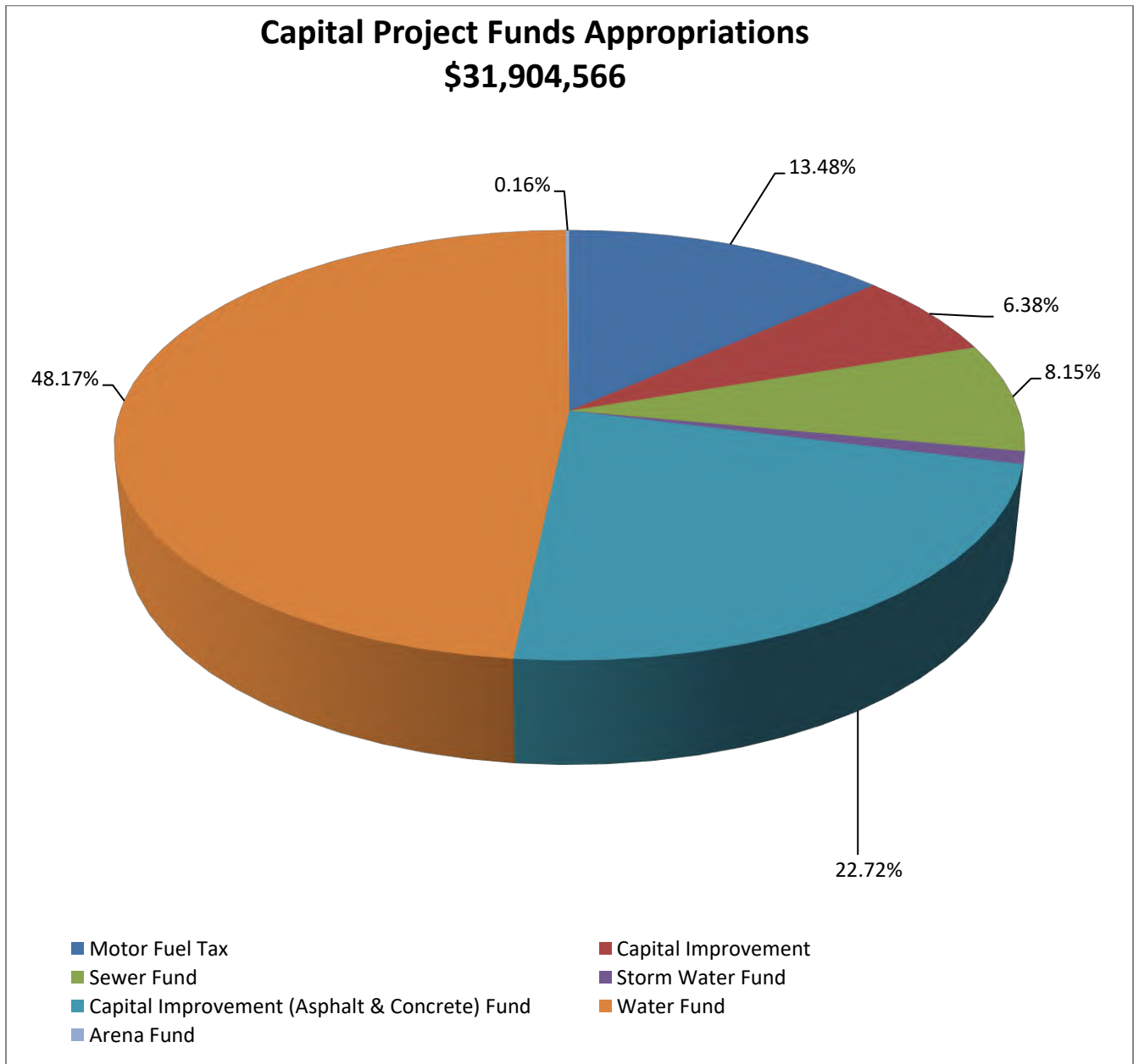
		Recommended Funding Sources							
Ward	Motor Fuel Tax	Proposed FY 2029	Type	General Fund	Fund Balance	Gasoline/Diesel Tax (MFT), Local MFT & .25% portion of HR Sales Tax increase	Borrowing/ Bonds	Grants/ Private Funding	Charges for Services
Citywide	Street Lighting Charges	\$ 1,000,000	Recurring	\$ -	\$ -	\$ 1,000,000	\$ -	\$ -	\$ -
4	Jersey Avenue Bridge Replacement - Construction	\$ 2,965,000	Non-Recurring	\$ -	\$ 165,000	\$ 2,800,000	\$ -	\$ -	\$ -
4	Jersey Avenue Bridge Replacement - Engineering (Phase III Services)	\$ 296,500	Non-Recurring	\$ -	\$ 296,500	\$ -	\$ -	\$ -	\$ -
7	Cottage Avenue Bridge Replacement - Design	\$ 300,000	Non-Recurring	\$ -	\$ -	\$ 300,000	\$ -	\$ -	\$ -
	<b>Sub-Total:</b>	<b>\$ 4,561,500</b>		<b>\$ -</b>	<b>\$ 461,500</b>	<b>\$ 4,100,000</b>	<b>\$ -</b>	<b>\$ -</b>	<b>\$ -</b>
	<b>Unfunded:</b>	<b>\$ -</b>							
	<b>Total Motor Fuel Tax Projects Funded:</b>	<b>\$ 4,561,500</b>							
	<b>Capital Improvement Fund/General Fund</b>								
	<b>BCPA Capital Improvement Projects</b>				\$ -	\$ -	\$ -	\$ -	\$ -
6	Exterior Painting of Arena and Trim	\$ 400,000	Non-Recurring	\$ 400,000	\$ -	\$ -	\$ -	\$ -	\$ -
	<b>Facilities Capital Improvement Projects</b>				\$ -	\$ -	\$ -	\$ -	\$ -
Citywide	Unforeseen Major Facility Repairs	\$ 100,000	Non-Recurring	\$ 100,000	\$ -	\$ -	\$ -	\$ -	\$ -
1	Old Engineering Roof Repairs	\$ 200,000	Non-Recurring	\$ 200,000	\$ -	\$ -	\$ -	\$ -	\$ -
	<b>Parking Capital Improvement Projects</b>								
6	Bloomington Ice Center/Arena Garage LED Lighting Upgrade	\$ 200,000	Non-Recurring	\$ 200,000	\$ -	\$ -	\$ -	\$ -	\$ -
	<b>Parks Capital Improvement Projects</b>								
Citywide	Unforeseen Major Repairs Throughout PRCA Department	\$ 57,881	Recurring	\$ 57,881	\$ -	\$ -	\$ -	\$ -	\$ -
7	White Oak Playground - South - Inclusion Playground	\$ 325,000	Non-Recurring	\$ 325,000	\$ -	\$ -	\$ -	\$ -	\$ -
1	PJ Irvin Playground	\$ 125,000	Non-Recurring	\$ 125,000	\$ -	\$ -	\$ -	\$ -	\$ -
1	Bridge Assessment - Miller Park and Forrest Park	\$ 50,000	Non-Recurring	\$ 50,000	\$ -	\$ -	\$ -	\$ -	\$ -
1	Zoo-Zoo Lab New Roof & HVAC	\$ 60,000	Non-Recurring	\$ 60,000	\$ -	\$ -	\$ -	\$ -	\$ -
6	Bloomington Ice Center - 2 Additional Locker Rooms	\$ 150,000	Non-Recurring	\$ 150,000	\$ -	\$ -	\$ -	\$ -	\$ -
7	O'Neil Aquatics Center - Waterslide Completion - 1st - Speed slide, 2nd - Enclosed slide (possible oversized for tubes)	\$ 200,000	Non-Recurring	\$ 200,000	\$ -	\$ -	\$ -	\$ -	\$ -
	<b>Sub-Total:</b>	<b>\$ 1,867,881</b>		<b>\$ 1,867,881</b>	<b>\$ -</b>	<b>\$ -</b>	<b>\$ -</b>	<b>\$ -</b>	<b>\$ -</b>
	<b>Unfunded:</b>								
	<b>Total Capital Improvement Fund Projects Funded:</b>	<b>\$ 1,867,881</b>							
	<b>Capital Improvement (Asphalt &amp; Concrete) Fund</b>								
	<b>Public Works Capital Improvement Fund (Asphalt &amp; Concrete) Projects</b>								
Citywide	Multi-Year Street & Alley Resurface Program	\$ 4,250,000	Recurring	\$ -	\$ -	\$ 4,250,000	\$ -	\$ -	\$ -
Citywide	High Pressure Slurry Seal	\$ 750,000	Recurring	\$ -	\$ -	\$ 750,000	\$ -	\$ -	\$ -
Citywide	Reclamite	\$ 250,000	Recurring	\$ -	\$ -	\$ 250,000	\$ -	\$ -	\$ -
Citywide	Multi-Year Sidewalk Repair Program	\$ 1,500,000	Recurring	\$ -	\$ -	\$ 1,500,000	\$ -	\$ -	\$ -
Citywide	Emergency Multi-Year Street, Alley & Sidewalk Repairs	\$ 500,000	Recurring	\$ -	\$ -	\$ 500,000	\$ -	\$ -	\$ -
	<b>Sub-Total:</b>	<b>\$ 7,250,000</b>		<b>\$ -</b>	<b>\$ -</b>	<b>\$ 7,250,000</b>	<b>\$ -</b>	<b>\$ -</b>	<b>\$ -</b>
	<b>Unfunded:</b>								
	<b>Total Capital Improvement Fund (Asphalt &amp; Concrete) Projects Funded:</b>	<b>\$ 7,250,000</b>							

## City of Bloomington, Illinois FY 2029 Capital Projects (All Funds)

		Recommended Funding Sources							
Ward	Enterprise Fund(s)	Proposed FY 2029	Type	General Fund	Fund Balance	Gasoline/Diesel Tax (MFT), Local MFT & .25% portion of HR Sales Tax increase	Borrowing/ Bonds	Grants/ Private Funding	Charges for Services
	<b>Water Fund</b>								
4	Locust Colton CSO Elim & WMR, Phase 9	\$ 3,100,000	Non-Recurring	\$ -	\$ -	\$ -	\$ 3,100,000	\$ -	\$ -
4	Locust Colton CSO Elim & WMR, Phase 9 Land Acquisition	\$ 50,000	Recurring	\$ -	\$ 50,000	\$ -	\$ -	\$ -	\$ -
Citywide	Multi-Year GIS Consultant Services	\$ 43,791	Recurring	\$ -	\$ 43,791	\$ -	\$ -	\$ -	\$ -
Citywide	Multi-Year Consultant Leak Detection for Water Loss Prevention	\$ 100,000	Recurring	\$ -	\$ 100,000	\$ -	\$ -	\$ -	\$ -
Citywide	Water Main Replacement and Upgrades - Design	\$ 1,000,000	Non-Recurring	\$ -	\$ -	\$ -	\$ 1,000,000	\$ -	\$ -
Citywide	Water Main Replacement and Upgrades - Construction	\$ 9,000,000	Non-Recurring	\$ -	\$ -	\$ -	\$ 9,000,000	\$ -	\$ -
Citywide	WTP Modifications - Groundwater - Construction	\$ 5,000,000	Non-Recurring	\$ -	\$ -	\$ -	\$ 5,000,000	\$ -	\$ -
Citywide	WTP Modifications - Groundwater - Construction Obs & Admin	\$ 250,000	Non-Recurring	\$ -	\$ 250,000	\$ -	\$ -	\$ -	\$ -
Citywide	Reservoir Shoreline/Stream Erosion -Planning	\$ 25,000	Recurring	\$ -	\$ 25,000	\$ -	\$ -	\$ -	\$ -
Citywide	Reservoir Shoreline/Stream Erosion - Construction	\$ 200,000	Recurring	\$ -	\$ 200,000	\$ -	\$ -	\$ -	\$ -
Citywide	Watershed Improvements - Grant Matching	\$ 200,000	Recurring	\$ -	\$ 200,000	\$ -	\$ -	\$ -	\$ -
	<b>Sub-Total:</b>	<b>\$ 18,968,791</b>		<b>\$ -</b>	<b>\$ 868,791</b>	<b>\$ -</b>	<b>\$ 18,100,000</b>	<b>\$ -</b>	<b>\$ -</b>
	<b>Unfunded:</b>								
	<b>Total Water Fund Projects Funded:</b>	<b>\$ 18,968,791</b>							
	<b>Sewer Fund</b>								
Citywide	Multi-Year Sanitary Sewer Rehabilitation	\$ 2,000,000	Recurring	\$ -	\$ 2,000,000	\$ -	\$ -	\$ -	\$ -
4	Locust Colton CSO Elim & WMR, Phase 9	\$ 2,792,500	Non-Recurring	\$ -	\$ -	\$ -	\$ 2,792,500	\$ -	\$ -
4	Locust Colton CSO Elim & WMR, Phase 9, Land Acquisition	\$ 25,000	Non-Recurring	\$ -	\$ 25,000	\$ -	\$ -	\$ -	\$ -
3	Strawberry Road Sewer Improvements	\$ 40,000	Non-Recurring	\$ -	\$ 40,000	\$ -	\$ -	\$ -	\$ -
4	Valley Sewer (Maizefield) CSO Elimination Phase 2 Design	\$ 40,000	Non-Recurring	\$ -	\$ 40,000	\$ -	\$ -	\$ -	\$ -
	<b>Sub-Total:</b>	<b>\$ 4,897,500</b>		<b>\$ -</b>	<b>\$ 2,105,000</b>	<b>\$ -</b>	<b>\$ 2,792,500</b>	<b>\$ -</b>	<b>\$ -</b>
	<b>Unfunded:</b>								
	<b>Total Sewer Fund Projects Funded:</b>	<b>\$ 4,897,500</b>							
	<b>Storm Water Fund</b>								
4	Locust Colton CSO Elim & WMR, Phase 9	\$ 2,792,500	Non-Recurring	\$ -	\$ -	\$ -	\$ 2,792,500	\$ -	\$ -
4	Locust Colton CSO Elim & WMR, Phase 9, Land Acquisition	\$ 25,000	Non-Recurring	\$ -	\$ 25,000	\$ -	\$ -	\$ -	\$ -
4	Valley Sewer (Maizefield) CSO Elimination Phase 2 Design	\$ 40,000	Non-Recurring	\$ -	\$ 40,000	\$ -	\$ -	\$ -	\$ -
	<b>Sub-Total:</b>	<b>\$ 2,857,500</b>		<b>\$ -</b>	<b>\$ 65,000</b>	<b>\$ -</b>	<b>\$ 2,792,500</b>	<b>\$ -</b>	<b>\$ -</b>
	<b>Unfunded:</b>	<b>\$ -</b>							
	<b>Total Storm Water Fund Projects Funded:</b>	<b>\$ 2,857,500</b>							
<b>Ward</b>	<b>Arena</b>								
6	Exterior Painting of Arena and Trim	\$ 500,000	Non-recurring	\$ 500,000	\$ -	\$ -	\$ -	\$ -	\$ -
6	Upgrade Refrigeration in small HVAC Units (Year 4 of 5)	\$ 50,000	Non-Recurring	\$ 50,000	\$ -	\$ -	\$ -	\$ -	\$ -
	<b>Sub-Total:</b>	<b>\$ 550,000</b>		<b>\$ 550,000</b>	<b>\$ -</b>	<b>\$ -</b>	<b>\$ -</b>	<b>\$ -</b>	<b>\$ -</b>
	<b>Unfunded:</b>	<b>\$ -</b>							
	<b>Total Arena Fund Projects Funded:</b>	<b>\$ 550,000</b>							
	<b>Subtotal All Funds Projects:</b>	<b>\$ 40,953,172</b>		<b>\$ 2,417,881</b>	<b>\$ 3,500,291</b>	<b>\$ 11,350,000</b>	<b>\$ 23,685,000</b>	<b>\$ -</b>	<b>\$ -</b>
	<b>Total All Funds Projects Unfunded:</b>	<b>\$ -</b>							
	<b>Total All Funds Projects Funded:</b>	<b>\$ 40,953,172</b>							

### FY 2030-- Capital Improvement Summary

Proposed in FY 2030 there are twenty-four capital improvement projects which total \$31,904,566. The listing of projects follows this page.



## City of Bloomington, Illinois FY 2030 Capital Projects (All Funds)

### Recommended Funding Sources

Ward	Motor Fuel Tax	Proposed FY 2030	Type	General Fund	Fund Balance	Gasoline/Diesel Tax (MFT), Local MFT & .25% portion of HR Sales Tax increase	Borrowing/ Bonds	Grants/ Private Funding	Charges for Services
Citywide	Street Lighting Charges	\$ 1,000,000	Recurring	\$ -	\$ -	\$ 1,000,000	\$ -	\$ -	\$ -
7	Cottage Avenue Bridge Replacement -Construction	\$ 3,000,000	Non-Recurring	\$ -	\$ -	\$ 3,000,000	\$ -	\$ -	\$ -
7	Cottage Avenue Bridge Replacement -Engineering (Phase III Services)	\$ 300,000	Non-Recurring	\$ -	\$ 300,000	\$ -	\$ -	\$ -	\$ -
	<b>Sub-Total:</b>	<b>\$ 4,300,000</b>		<b>\$ -</b>	<b>\$ 300,000</b>	<b>\$ 4,000,000</b>	<b>\$ -</b>	<b>\$ -</b>	<b>\$ -</b>
	<b>Unfunded:</b>	<b>\$ -</b>							
	<b>Total Motor Fuel Tax Projects Funded:</b>	<b>\$ 4,300,000</b>							
	<b>Capital Improvement Fund/General Fund</b>								
	<b>Facilities Capital Improvement Projects</b>				\$ -	\$ -	\$ -	\$ -	\$ -
Citywide	Unforeseen Major Facility Repairs	\$ 100,000	Non-Recurring	\$ 100,000	\$ -	\$ -	\$ -	\$ -	\$ -
Citywide	Public Works Salt Dome Improvements	\$ 50,000	Non-Recurring	\$ 50,000	\$ -	\$ -	\$ -	\$ -	\$ -
Citywide	Old Engineering Building Improvements	\$ 100,000	Non-Recurring	\$ 100,000	\$ -	\$ -	\$ -	\$ -	\$ -
	<b>Parks Capital Improvement Projects</b>								
Citywide	Unforeseen Major Repairs Throughout PRCA Department	\$ 60,775	Recurring	\$ 60,775	\$ -	\$ -	\$ -	\$ -	\$ -
3	McGraw Playground	\$ 300,000	Non-Recurring	\$ 300,000	\$ -	\$ -	\$ -	\$ -	\$ -
8	Brookridge Playground	\$ 150,000	Non-Recurring	\$ 150,000	\$ -	\$ -	\$ -	\$ -	\$ -
9	Trail-Along Frontier ROW GE to College to link w/ Tipton Park, add trail along College	\$ 300,000	Non-Recurring	\$ 300,000	\$ -	\$ -	\$ -	\$ -	\$ -
7	O'Neil Park Phase 3 - Pickleball, Tennis, Field upgrades	\$ 900,000	Non-Recurring	\$ 900,000	\$ -	\$ -	\$ -	\$ -	\$ -
6	Bloomington Ice Center - Entrance Door Replacement	\$ 75,000	Non-Recurring	\$ 75,000	\$ -	\$ -	\$ -	\$ -	\$ -
	<b>Sub-Total:</b>	<b>\$ 2,035,775</b>		<b>\$ 2,035,775</b>	<b>\$ -</b>	<b>\$ -</b>	<b>\$ -</b>	<b>\$ -</b>	<b>\$ -</b>
	<b>Unfunded:</b>								
	<b>Total Capital Improvement Fund Projects Funded:</b>	<b>\$ 2,035,775</b>							
	<b>Capital Improvement (Asphalt &amp; Concrete) Fund</b>								
	<b>Public Works Capital Improvement Fund (Asphalt &amp; Concrete) Projects</b>								
Citywide	Multi-Year Street & Alley Resurface Program	\$ 4,250,000	Recurring	\$ -	\$ -	\$ 4,250,000	\$ -	\$ -	\$ -
Citywide	High Pressure Slurry Seal	\$ 750,000	Recurring	\$ -	\$ -	\$ 750,000	\$ -	\$ -	\$ -
Citywide	Reclamite	\$ 250,000	Recurring	\$ -	\$ -	\$ 250,000	\$ -	\$ -	\$ -
Citywide	Multi-Year Sidewalk Repair Program	\$ 1,500,000	Recurring	\$ -	\$ -	\$ 1,500,000	\$ -	\$ -	\$ -
Citywide	Emergency Multi-Year Street, Alley & Sidewalk Repairs	\$ 500,000	Recurring	\$ -	\$ -	\$ 500,000	\$ -	\$ -	\$ -
	<b>Sub-Total:</b>	<b>\$ 7,250,000</b>		<b>\$ -</b>	<b>\$ -</b>	<b>\$ 7,250,000</b>	<b>\$ -</b>	<b>\$ -</b>	<b>\$ -</b>
	<b>Unfunded:</b>								
	<b>Total Capital Improvement Fund (Asphalt &amp; Concrete) Projects Funded:</b>	<b>\$ 7,250,000</b>							

## City of Bloomington, Illinois FY 2030 Capital Projects (All Funds)

### Recommended Funding Sources

Ward	Enterprise Fund(s)	Proposed FY 2030	Type	General Fund	Fund Balance	Gasoline/Diesel Tax (MFT), Local MFT & .25% portion of HR Sales Tax increase	Borrowing/ Bonds	Grants/ Private Funding	Charges for Services
	<b>Water Fund</b>								
Citywide	Multi-Year GIS Consultant Services	\$ 43,791	Recurring	\$ -	\$ 43,791	\$ -	\$ -	\$ -	\$ -
Citywide	Multi-Year Consultant Leak Detection for Water Loss Prevention	\$ 100,000	Recurring	\$ -	\$ 100,000	\$ -	\$ -	\$ -	\$ -
Citywide	Water Main Replacement and Upgrades - Design	\$ 1,000,000	Non-Recurring	\$ -	\$ -	\$ -	\$ 1,000,000	\$ -	\$ -
Citywide	Water Main Replacement and Upgrades - Construction	\$ 14,000,000	Non-Recurring	\$ -	\$ -	\$ -	\$ 14,000,000	\$ -	\$ -
Citywide	Reservoir Shoreline/Stream Erosion -Planning	\$ 25,000	Recurring	\$ -	\$ 25,000	\$ -	\$ -	\$ -	\$ -
Citywide	Reservoir Shoreline/Stream Erosion - Construction	\$ 200,000	Recurring	\$ -	\$ 200,000	\$ -	\$ -	\$ -	\$ -
	<b>Sub-Total:</b>	<b>\$ 15,368,791</b>		<b>\$ -</b>	<b>\$ 368,791</b>	<b>\$ -</b>	<b>\$ 15,000,000</b>	<b>\$ -</b>	<b>\$ -</b>
	<b>Unfunded:</b>								
	<b>Total Water Fund Projects Funded:</b>	<b>\$ 15,368,791</b>							
	<b>Sewer Fund</b>								
Citywide	Muti-Year Sanitary Sewer Rehabilitation	\$ 2,000,000	Recurring	\$ -	\$ 2,000,000	\$ -	\$ -	\$ -	\$ -
3	Strawberry Road Sewer Improvements	\$ 300,000	Non-Recurring	\$ -	\$ 300,000	\$ -	\$ -	\$ -	\$ -
4	Valley Sewer (Maizefield) CSO Elimination Phase 2 Construction	\$ 300,000	Non-Recurring	\$ -	\$ 300,000	\$ -	\$ -	\$ -	\$ -
	<b>Sub-Total:</b>	<b>\$ 2,600,000</b>		<b>\$ -</b>	<b>\$ 2,600,000</b>	<b>\$ -</b>	<b>\$ -</b>	<b>\$ -</b>	<b>\$ -</b>
	<b>Unfunded:</b>								
	<b>Total Sewer Fund Projects Funded:</b>	<b>\$ 2,600,000</b>							
	<b>Storm Water Fund</b>								
4	Valley Sewer (Maizefield) CSO Elimination Phase 2 Construction	\$ 300,000	Non-Recurring	\$ -	\$ 300,000	\$ -	\$ -	\$ -	\$ -
	<b>Sub-Total:</b>	<b>\$ 300,000</b>		<b>\$ -</b>	<b>\$ 300,000</b>	<b>\$ -</b>	<b>\$ -</b>	<b>\$ -</b>	<b>\$ -</b>
	<b>Unfunded:</b>	<b>\$ -</b>							
	<b>Total Storm Water Fund Projects Funded:</b>	<b>\$ 300,000</b>							
	<b>Arena</b>								
6	Upgrade Refrigeration in small HVAC Units (Year 5 of 5)	\$ 50,000	Non-recurring	\$ 50,000	\$ -	\$ -	\$ -	\$ -	\$ -
	<b>Sub-Total:</b>	<b>\$ 50,000</b>		<b>\$ 50,000</b>	<b>\$ -</b>	<b>\$ -</b>	<b>\$ -</b>	<b>\$ -</b>	<b>\$ -</b>
	<b>Unfunded:</b>	<b>\$ -</b>							
	<b>Total Arena Fund Projects Funded:</b>	<b>\$ 50,000</b>							
	<b>Subtotal All Funds Projects:</b>	<b>\$ 31,904,566</b>		<b>\$ 2,085,775</b>	<b>\$ 3,568,791</b>	<b>\$ 11,250,000</b>	<b>\$ 15,000,000</b>	<b>\$ -</b>	<b>\$ -</b>
	<b>Total All Funds Projects Unfunded:</b>	<b>\$ -</b>							
	<b>Total All Funds Projects Funded:</b>	<b>\$ 31,904,566</b>							

# APPENDIX



## APPENDIX

- Budget Glossary

## CITY OF BLOOMINGTON BUDGET GLOSSARY

The Budget contains specialized and technical terminology that is unique to public finance and budgeting. To assist the reader of the Budget document in understanding these terms, a budget glossary has been included in the document.

### \*\*\*A\*\*\*

ACTUAL - The actual figures in the budget document are year-end actual totals for the fiscal year preceding the budget year.

APPROPRIATION - A legal authorization made by the City Council, which permits the City officials to incur obligations and to make expenditures of resources for a specific purpose.

ASSESSED VALUATION - A value established for real or personal property for use as a basis for levying property taxes.

AUDIT - A comprehensive investigation of the way the government's resources was utilized. A financial audit is a review of the accounting system and financial information to determine how government funds were spent and whether expenditures followed the legislative body's appropriations. A performance audit consists of a review of how well the government met its stated goals.

### \*\*\*B\*\*\*

BCPA - Bloomington Center for Performing Arts Center is a 1,500-seat venue for arts performances, shows. This venue has a space to rent for outside agencies for weddings, receptions, pancake breakfast, etc.

BOND - A written promise to pay a sum of money on a specific date at a specified interest rate. The interest payments and the repayments of the principal are detailed in a bond ordinance. The most common types of bonds are general obligation (G.O.) and revenue (Water/Sewer) bonds. These are most frequently used for construction for large capital projects, such as buildings, streets and bridges.

BUDGET - A financial plan for a specified period (fiscal year) that matches all planned revenues and expenditures with various municipal services.

BUDGET AMENDMENT - A legal procedure utilized by the City staff and City Council to revise a budget appropriation. This can be done at any time during the year by action of the City Council.

BUDGET DOCUMENT - The instrument used by the budget-making authority to present a comprehensive financial program to the City Council.

BUDGET ORDINANCE - Ordinance appropriating funds for a specific fiscal year.

BUDGETED FUNDS - Funds that are planned for certain uses but have not been formally or legally appropriated by the legislative body. The budget document that is submitted for Council approval is composed of budgeted funds.

BUDGETARY CONTROL - The control or management of a governmental unit or enterprise in accordance with an approved budget for the purpose of keeping expenditures within the limitations of available appropriations and available revenues.

\*\*\*C\*\*\*

CAPITAL IMPROVEMENT - A nonrecurring project including, but not limited to, construction of, and major alterations, remodeling or repair of physical facilities, buildings, structures, streets and highways, storm and sanitary sewers, fixed equipment and landscaping.

CAPITAL IMPROVEMENT PROGRAM - A plan for capital expenditures to provide long-lasting physical improvements to be incurred over a fixed period of several future years.

CASH ACCOUNTING - A basis of accounting in which transactions are recorded when cash is either received or expended for goods and services.

CIAM – Central Illinois Arena Management was a management company that was previously employed by the City of Bloomington to manage Bloomington Arena.

COMMODITIES - Items that, after use, are consumed or show a material change in, or an appreciable impairment, of their physical condition, and which are generally of limited value and characterized by rapid depreciation.

COMMUNITY DEVELOPMENT BLOCK GRANT (CDBG) - An entitlement grant from the U.S. Department of Housing and Urban Development (HUD) to assist the low and moderate-income persons of the City in targeted neighborhoods.

CONTRACTUAL SERVICES - Services provided by another individual, (not on City payroll) agency, or private firm.

\*\*\*D\*\*\*

DEBT SERVICE - Includes principal and interest payments and handling charges on general obligation bonds, revenue bonds, special assessment bonds and notes.

DEPARTMENT - A major organizational unit of the City which has been assigned overall management responsibility for an operation or a group of related operations within a functional area.

DELINQUENT TAXES - Taxes that remain unpaid on which a penalty for non-payment is attached.

DEPRECIATION - The process of estimating and recording the lost usefulness, expired useful life or diminution of service from a fixed asset that cannot or will not be restored by repair and will be replaced. The cost of the fixed asset's lost usefulness is the depreciation of the cost to reserve in order to replace the item at the end of its useful life.

\*\*\*E\*\*\*

EAP - Employee Assistance Program.

ENCUMBRANCES - These are obligations in the form of purchase orders, general encumbrances or contracts, which are chargeable to an appropriation and for which a part of the appropriation is reserved. The use of encumbrances is designed to prevent overspending and permits officials to be certain of how much money is available for new commitments.

ENTERPRISE FUND - A governmental accounting fund in which the services provided are financed and operated similarly to those of a private business. The rate schedules for these services are established to ensure that revenues are adequate to meet all necessary expenditures. Enterprise funds in Bloomington are established for services such as water, sewer, parking, solid waste and golf.

ESTIMATE - Revenue and expenditure estimates for the current fiscal year, which are developed as part of the budget preparation process.

ESTIMATED REVENUE - The amount of projected revenue to be collected during the fiscal year. The amount of revenue appropriated is the amount approved by Council.

EXPENDITURE - This term refers to the outflow of funds paid or to be paid for an asset obtained or goods and services obtained regardless of when the expense is actually paid. This term applies to all funds. (Note: An encumbrance is not expenditure. An encumbrance reserves funds to be expended).

EXPENSES - Charges incurred, whether paid immediately or unpaid, for operation, maintenance, interest and other charges.

\*\*\*F\*\*\*

FHWA – Federal Highway Administration.

FISCAL YEAR - The time period designated by the City signifying the beginning and ending period for recording financial transactions. The City of Bloomington's has a fiscal year of May 1st through April 30th.

FIXED ASSETS - Assets of long-term character, which are intended to continue to be held or used, such as land, buildings, machinery, furniture and other equipment.

FOIA - The Freedom of Information Act (FOIA) is a United States federal law that grants the public access to information possessed by government agencies. Upon written request, U.S. government agencies are required to release information unless it falls under one of nine exemptions listed in the Act.

FUND - An accounting entity that has a set of self-balancing accounts and that records all financial transactions for specific activities or government functions. Eight commonly used funds in public accounting are: General Fund, Special Revenue Funds, Debt Service Funds, Capital Project Funds, Enterprise Funds, Trust and Agency Funds, Internal Service Funds, and Special Assessment Funds.

FUND BALANCE - The excess of assets over liabilities and is, therefore, also known as surplus funds.

\*\*\*G\*\*\*

GFOA - Government Finance Officers Association.

GENERAL FUND - The largest fund within the City, the General Fund accounts for most of the financial resources of the government. General Fund revenues include property taxes, local taxes, licenses and permits, service charges, and other types of revenue. This fund includes most of the basic operating functions such as fire and police protection, finance, inspection, public works, parks and recreation, and general administration.

GENERAL OBLIGATION BONDS (G.O.) - Bonds that finance a variety of public projects such as streets, buildings, and improvements; the repayment of these bonds is usually made from the General Fund, and these bonds are backed by the full faith and credit of the issuing government.

GIS – Geographic Information System

GRANT - A contribution by a government or other organization to support a particular function. Grants may be classified as either categorical or block depending upon the amount of discretion allowed the grantee.

\*\*\*H\*\*\*

HOME-RULE MUNICIPALITY - A home-rule unit may exercise any power and perform any function pertaining to its government and affairs including but not limited to the power to regulate for the protection of the public health, safety, morals and welfare; to license; to tax; and to incur debt. The City of Bloomington is a home-rule municipality.

HUD – U.S. Department of Housing and Urban Development.

\*\*\*I\*\*\*

IDOT - Illinois Department of Transportation.

IEPA - Illinois Environmental Protection Agency.

IMRF - Illinois Municipal Retirement Fund. Retirement system established for municipal employees in the State of Illinois.

INFRASTRUCTURE – Any substructure or underlying system like roads, bridges, transportation, and water and sewer lines needed for the functioning of a community.

INTERFUND TRANSFER - Transfers made from one fund to another to reimburse or pay for specific services rendered, or to more generally support the activities of another fund.

INTERGOVERNMENTAL REVENUE - Revenue received from another government for a specified purpose.

INTERNAL SERVICE FUND (ISF) - Funds used to account for the financing of goods or services provided by one department to another department on a cost reimbursement basis.

INVENTORY - A detailed listing of property currently held by the government.

\*\*\*L\*\*\*

LEVY - To impose or collect taxes, special assessments, or service charges for the support of City activities.

LINE-ITEM BUDGET - A budget that lists each expenditure category (salary, materials, telephone service, travel, etc.) separately, along with the dollar amount budgeted for each specified category.

\*\*\*M\*\*\*

MAIN STREET CORRIDOR – The Main Street Corridor is a special planning area that spans approximately 5 miles of State Highway 51. The corridor is bounded on the north by I-55 in Normal and on the south by Veterans Parkway in Bloomington. The planning process is a joint effort between both communities.

MODIFIED ACCRUAL ACCOUNTING - A basis of accounting in which expenditures are accrued but revenues are accounted for on a cash basis. This accounting technique is a combination of cash and accrual accounting since expenditures are immediately incurred as a liability while revenues are not recorded until they are received or are “measurable” and available for expenditures. Since this type of accounting basis is a conservative financial approach, it is recommended as the standard for most governmental funds.

\*\*\*N\*\*\*

NPO – Neighborhood Preservation Ordinance

\*\*\*O\*\*\*

OPEB – This is an abbreviation for Other Post-Employment Benefits. It is used in reference to the City’s health insurance liability associated with providing health insurance benefits to retirees.

OPERATING BUDGET - The portion of the budget that pertains to daily operations that provide basic governmental services. The operating budget contains appropriations for such expenditures as personnel, supplies, utilities, materials, travel and fuel.

OPERATING FUND - A fund restricted to a fiscal budget year.

\*\*\*P\*\*\*

PROPERTY TAX LEVY - A tax based on the assessed value of a property. Tax liability falls on the owner of record as of the appraisal date.

PURCHASE ORDER - A written legal document stating or confirming an offer to buy goods or services, which upon acceptance by a vendor becomes a contract. Its main function is to expedite and control buying by the City.

\*\*\*R\*\*\*

REVENUE - Funds that the government receives as income. It includes such items as tax payments, fees from specific services, receipts from other governments, fines, forfeitures, grants, shared revenues and interest income.

REVENUE BONDS - Bonds usually sold for constructing a project that will produce revenue for the government. The revenue is used to pay the principal and interest of the bond.

RESERVE - An account used to indicate that a portion of a fund's balance is legally restricted for a specific purpose and is, therefore, not available for general appropriation.

\*\*\*S\*\*\*

SPECIAL REVENUE FUNDS - Funds used to account for the proceeds from specific revenue sources (other than trusts or major capital projects) that are legally restricted to expenditures for specific purposes.

SSA BONDS - These are bonds issued for the improvement of a Special Service Area. Businesses residing within this special service area become the source of revenue for repayment of these bonds.

STORMWATER MANAGEMENT – This is a management process that addresses pollution to bodies of open water from storm runoff discharged by larger municipal storm sewer systems and construction sites disturbing the land. The Normal-Bloomington urban area did not meet the population threshold to fall under the Phase I requirements. IEPA regulations address the following minimum control measures:

1. Public education and outreach
2. Public participation and involvement
3. Illicit discharge detection and elimination
4. Construction site runoff control
5. Post construction runoff control
6. Pollution prevention and good housekeeping.

These control measures are implemented by best management practices (BMPs) that were previously developed by communities permitted in Phase I and approved by the USEPA.

TIF – Tax Increment Financing